D-Series Size 1
LED Area Luminaire

d*series

Specifications

EPA: 0.69 ft² (0.06 m²)
Length: 32.71" (83.1 cm)
Width: 14.26" (36.2 cm)
Height H1: 7.88" (20.0 cm)
Height H2: 2.73" (6.9 cm)
Weight: 34 lbs (15.4 kg)

Design Select options indicated by this color background.

Catalog Number
Notes
Type

Note: All rated values are for the type 3 cool of commercial interest.

Introduction

The modern styling of the D-Series features a highly refined aesthetic that blends seamlessly with its environment. The D-Series offers the benefits of the latest in LED technology into a high performance, high efficacy, long-life luminaire.

The photometric performance results in sites with excellent uniformity, greater pole spacing and lower power density. D-Series outstanding photometry aids in reducing the number of poles required in area lighting applications with typical energy savings of 65% and expected service life of over 100,000 hours.

design select

Items marked by a shaded background qualify for the Design Select program and ship in 15 days or less. To learn more about Design Select, visit www.acuitybrands.com/designselect.
*See ordering tree for details.

Ordering Information

EXAMPLE: DSX1 LED P7 40K 70CRI T3M MVOLT SPA NLTAIR2 PIRHN DDBXD

DSX1 LED

Series	LEDs	Color temperature*	Color Rendering Index*	Distribution	Voltage	Mounting
DSX1 LED	**Forward optics** (this section 70CRI only): P1, P2, P3, P4, P5, P6, P7, P8, P9, P10, P11, P12, P13	30K 3000K, 40K 4000K, 50K 5000K	70CRI, 70CRI, 70CRI	AFR Automotive front row; FTS Type I short; T2M Type 2 medium; T3M Type III medium; T4M Type IV medium; T5VS Type V very short; T5W Type V wide; T5W Type V wide; BLC4 Type IV backlight control; LCCO Left corner cutoff; RCCO Right corner cutoff	120V 120V; 277V 277V; MVOLT 347V-480V; HVOLT 277V-480V; 120 1,4; 208 1,4; 240 1,4; 277 1,4; 347 1,4; 480 1,4	**Shipped included:** SPA Square pole mounting (4ft drilling); RPA Round pole mounting (4ft drilling); SPM3 Square pole mounting (4ft drilling); RPM3 Round pole mounting (4ft drilling); SPM9N Square narrow pole mounting (4ft drilling); WBA Wall bracket 1,4; NA Mast arm adapter (mounts on 2 1/8" OD horizontal tenon)

Control options	Other options	Finish required
Shipped installed: NLTAIR2 PIRHN Acuity AIR gen 2 installed with Bi-level motion / ambient sensor, 8-40' mounting height, ambient sensor enabled at 25fc 1,4; PIR High Bay motion/ambient sensor, 8-40' mounting height, ambient sensor enabled at 25fc 1,4; PER NEMA twist-lock receptacle only (controls ordered separately) 1,4; PER5 Five-pin receptacle only (controls ordered separately) 1,4; PER7 Seven-pin receptacle only (controls ordered separately) 1,4; DMG 0-10V dimming wires pulled outside fixture (for use with external control, ordered separately) 1,4; BL30 Bi-level switched dimming, 30% 1,4; BL50 Bi-level switched dimming, 50% 1,4; DMG, DS 0-10V dimming wires pulled outside fixture (for use with Acuity Dual Switch, ordered separately) 1,4,5; DS Dual switching 1,4,5	**Shipped installed:** SPD20KV 20kV surge protection; DK Focusscape shroud (black finish standard) 6; LVR Left rotated optics 7; RVR Right rotated optics 7; CCE Coastal Construction 7; HA 50°C ambient operation 1,4; BAA Buy America's Act and/or Build America Buy America Qualified; SF Single fuse (120, 277, 347V) 1; DF Double fuse (208, 240, 480V) 1; **Shipped separately:** ESQR External Glare Shield (reversible, field install required, matches housing finish); BSQR Bird Spikes (field install required)	DDBXD Dark Bronze; DBLXD Black; DNAXD Natural Aluminum; DWHXD White; DDBTXD Textured dark bronze; DBLBXD Textured black; DNATXD Textured natural aluminum; DWHGXD Textured white; DDBTBXD Textured bronze; DBLBTXD Textured black; DNATBXD Textured natural aluminum; DWHGTXD Textured white

LITHONIA LIGHTING COMMERCIAL OUTDOOR

One Lithonia Way • Conyers, Georgia 30012 • Phone: 1-800-705-SERV (7378) • www.lithonia.com
© 2011-2025 Acuity Brands Lighting, Inc. All rights reserved.

DSX1 LED
Rev. 01/28/25
Page 1 of 10

WDGE3 LED
Architectural Wall Sconce

Specifications

Depth (D1): 8"
Depth (D2): 1.5"
Height: 9"
Width: 18"
Weight: (without options) 19.5 lbs

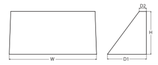

Catalog Number
Notes
Type

Note: All rated values are for the type 3 cool of commercial interest.

Introduction

The WDGE LED family is designed to meet specifier's every wall-mounted lighting need in a widely accepted shape that blends with any architecture. The clean rectilinear design comes in four sizes with lumen packages ranging from 1,200 to 25,000 lumens, providing a true site-wide solution. Embedded with nLight® AIR wireless controls, the WDGE family provides additional energy savings and code compliance.

WDGE3 has been designed to deliver up to 12,000 lumens through a precision refractive lens with wide distribution, ideally suited for augmenting the lighting from pole mounted luminaires.

design select

Items marked by a shaded background qualify for the Design Select program and ship in 15 days or less. To learn more about Design Select, visit www.acuitybrands.com/designselect.
*See ordering tree for details.

WDGE LED Family Overview

Luminaire	Optics	Standard ERL 0°C	Cold ERL -20°C	Sensor	Approximate Lumens (4000K, 80CRI) P6	P1	P2	P3	P4	P5	P6
WDGE1 LED	Visual Comfort	4W			750	1,200	2,000	—	—	—	—
WDGE2 LED	Visual Comfort	10W	10W	Standalone / nLight	—	1,200	2,000	3,000	4,500	6,000	—
WDGE2 LED	Precision Refractive	10W	10W	Standalone / nLight	700	1,200	2,000	3,200	4,200	—	—
WDGE3 LED	Precision Refractive	15W	10W	Standalone / nLight	6,000	7,500	8,500	10,000	12,000	—	—
WDGE4 LED	Precision Refractive			Standalone / nLight	—	12,000	16,000	18,000	20,000	22,000	25,000

Ordering Information

EXAMPLE: WDGE3 LED P3 40K 70CRI R3 MVOLT SRM DDBXD

Series	Package	Color Temperature	CRI	Distribution	Voltage	Mounting
WDGE3 LED	P6 1,200 lm, P1 2,000 lm, P2 3,000 lm, P3 4,000 lm, P4 5,000 lm	30K 3000K, 40K 4000K, 50K 5000K	70CRI 70CRI, 80CRI 80CRI	R2 Type 2, R3 Type 3, R4 Type 4, WFT Forward Throw	MVOLT 347-480V, 347 347V, 480 480V	**Shipped included:** SRM Surface mounting bracket (recommended for Standard Conduit Entry); ICW Inner Corner (Corner Mounting Bracket (ship separately) required for Back Box); **Shipped separately:** AWS 3.5 inch Architectural wall sconce 1; PBBW Surface mounted back box (top, left, right conduit entry). (Use when there is no junction box available) 1

Options		Finish
Emergency Battery Backup, Certified in CA Title 20 MAEDBS (10W, 0°C max): E20WC Emergency battery backup, Certified in CA Title 20 MAEDBS (10W, -20°C max); PE Photocell, Button Type 6; DMG 0-10V dimming wires pulled outside fixture (for use with an external control, ordered separately) 1; BCE Bottom conduit entry for back box (90°C rated). Total of 4 entry points; SPD10KV 10kV Surge protection; CCE Coastal Construction 6	**Standalone Sensors/Controls:** PIR Bi-level (100/35%) motion sensor for 8-15' mounting heights. Intended for use on exit/exit circuits with external dusk to dawn switching; PIRH Bi-level (100/35%) motion sensor for 15-30' mounting heights. Intended for use on exit/exit circuits with external dusk to dawn switching; PIR1FC3V Bi-level (100/31%) motion sensor for 8-15' mounting heights with photocell pre-programmed for dusk to dawn operation; PIRH1FC3V Bi-level (100/31%) motion sensor for 15-30' mounting heights with photocell pre-programmed for dusk to dawn operation. **Networked Sensors/Controls:** NLTAIR2 PIR Embedded wireless controls by nLight with Passive Infrared Occ sensor and on/off photocell for 8-15' mounting heights; NLTAIR2 PIRH Embedded wireless controls by nLight with Passive Infrared Occ sensor and on/off photocell for 15'-30' mounting heights; NLTAIR2 PIR1FC3V Embedded wireless controls by nLight with (3.5K/4) rated emergency operation, Passive Infrared Occ sensor and on/off photocell for 8-15' mounting heights; NLTAIR2 PIRH1FC3V Embedded wireless controls by nLight with (3.5K/4) rated emergency operation, Passive Infrared Occ sensor and on/off photocell for 15'-30' mounting heights. See page 4 for rest of Ordering Information.	DDBXD Dark bronze; DBLXD Black; DNAXD Natural aluminum; DWHXD White; DSSXD Sandstone; DDBTXD Textured dark bronze; DBLBXD Textured black; DNATXD Textured natural aluminum; DWHGXD Textured white; DSSTXD Textured sandstone

Accessories
Order accessories as separate catalog numbers.
WDGW1 DDBXD WDG1 3-Back Architectural Wall Sconce (specify finish)
WDG2 PBBW DDBXD WDG2 1 surface mounted back box (specify finish)

NOTES
1 347V and 480V not available with Emergency Battery Backup.
2 Not qualified for DLC. Not available with emergency battery backup or sensors/controls.
3 For PBBW and AWS with CCE Coastal Construction, use A finish.
4 PE not available in 480V and with sensors/controls.
5 DMG option not available with sensors/controls.
6 Not available with E20WC Emergency Battery.
7 Available with MVOLT only and only rated to 25C ambient.

LITHONIA LIGHTING COMMERCIAL OUTDOOR

One Lithonia Way • Conyers, Georgia 30012 • Phone: 1-800-705-SERV (7378) • www.lithonia.com
© 2019-2025 Acuity Brands Lighting, Inc. All rights reserved.

WDGE3 LED
Rev. 03/24/25

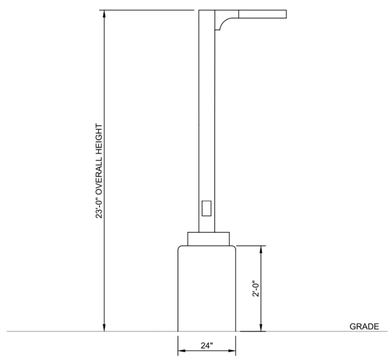

LIGHT POLE DETAIL
NO SCALE

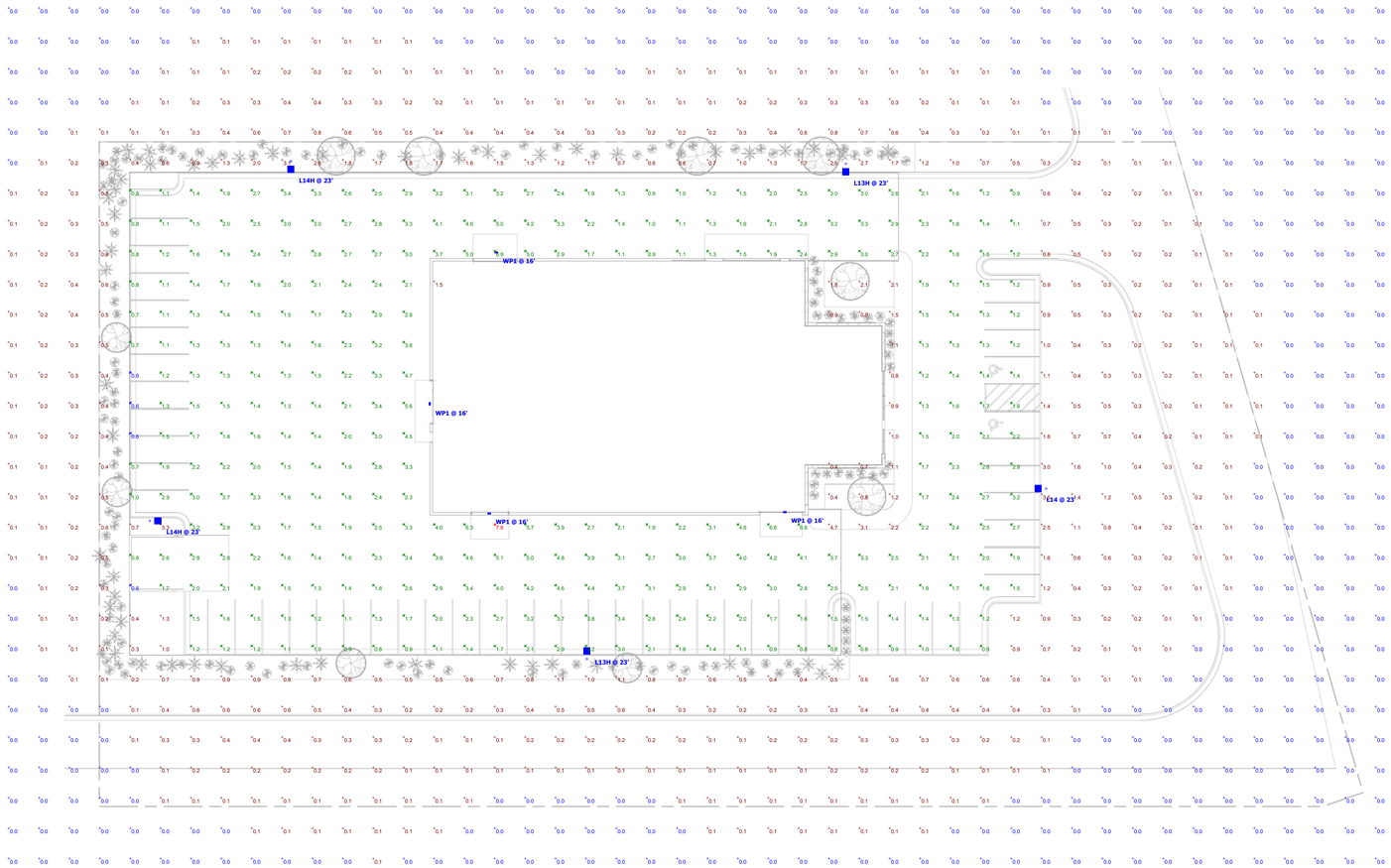

Schedule

Symbol	Label	Quantity	Manufacturer	Catalog Number	Description	Number Lamps	Lumens Per Lamp	Light Loss Factor	Wattage	Wattage
	L14	1	Lithonia Lighting	DSX1 LED P5 30K 70CRI T4M	D-Series Size 1 Area Luminaire P5 Performance Package 3000K CCT 70 CRI Type 4 Medium	1	17169	1	138.16	
	L14H	2	Lithonia Lighting	DSX1 LED P5 30K 70CRI T4M HS	D-Series Size 1 Area Luminaire P5 Performance Package 3000K CCT 70 CRI Type 4 Medium Houseside Shield	1	14769	1	138.1649	
	WP1	4	Lithonia Lighting	WDGE3 LED P3 70CRI R3 30K	WDGE3 LED WITH P3 - PERFORMANCE PACKAGE, 3000K, 70CRI, TYPE 3 OPTIC	1	9265	1	71.6952	
	L13H	2	Lithonia Lighting	DSX1 LED P5 30K 70CRI T3M HS	D-Series Size 1 Area Luminaire P5 Performance Package 3000K CCT 70 CRI Type 3 Medium Houseside Shield	1	14663	1	138.1649	

Statistics

Description	Symbol	Avg	Max	Min	Max/Min	Avg/Min
PARKING LOT	X	2.2 fc	7.6 fc	0.6 fc	12.7:1	3.7:1
Calc Zone #1	+	0.8 fc	7.6 fc	0.0 fc	N/A	N/A

NORTH

PXP PLAN
SCALE: 1" = 20'-0"
0' 20' 40'

ELECTRICAL PHOTOMETRIC PLAN

EXCEL
Always a Better Plan
100 Camelot Drive
Fond du Lac, WI 54935
920-926-9800
excelengineer.com

COLLABORATION
gerber COLLISION & GLASS

PROJECT INFORMATION

PROPOSED BUILDING FOR:
DSDH DEVELOPMENT
S BUSINESS DR II • SHEBOYGAN, WI 53081

PROFESSIONAL SEAL

PRELIMINARY DATES
MAR. 21, 2025

NOT FOR CONSTRUCTION

JOB NUMBER
240269200

SHEET NUMBER
E600