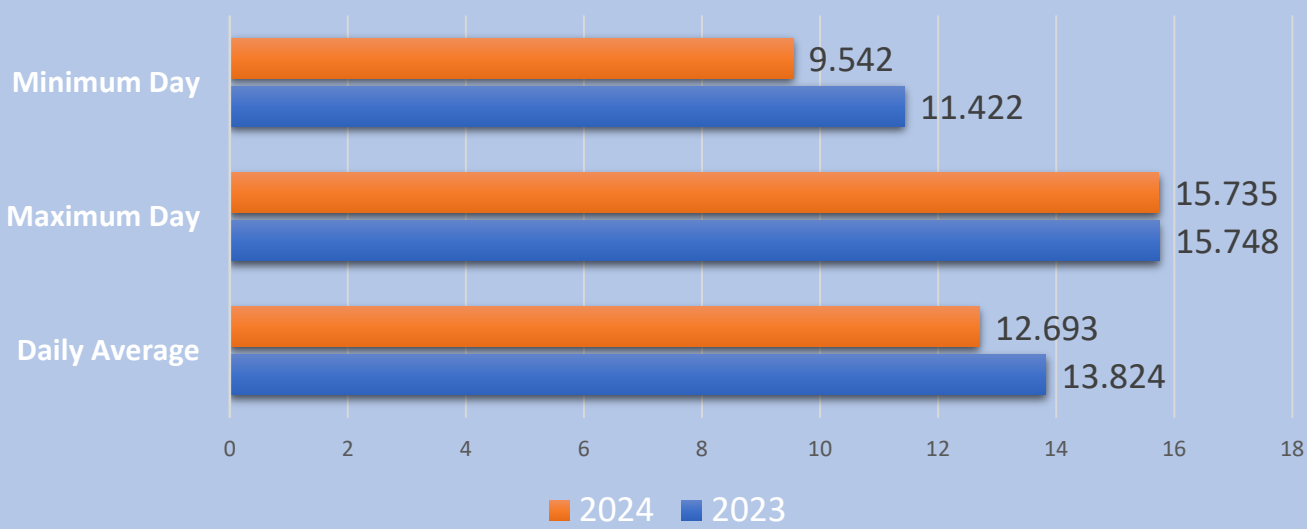



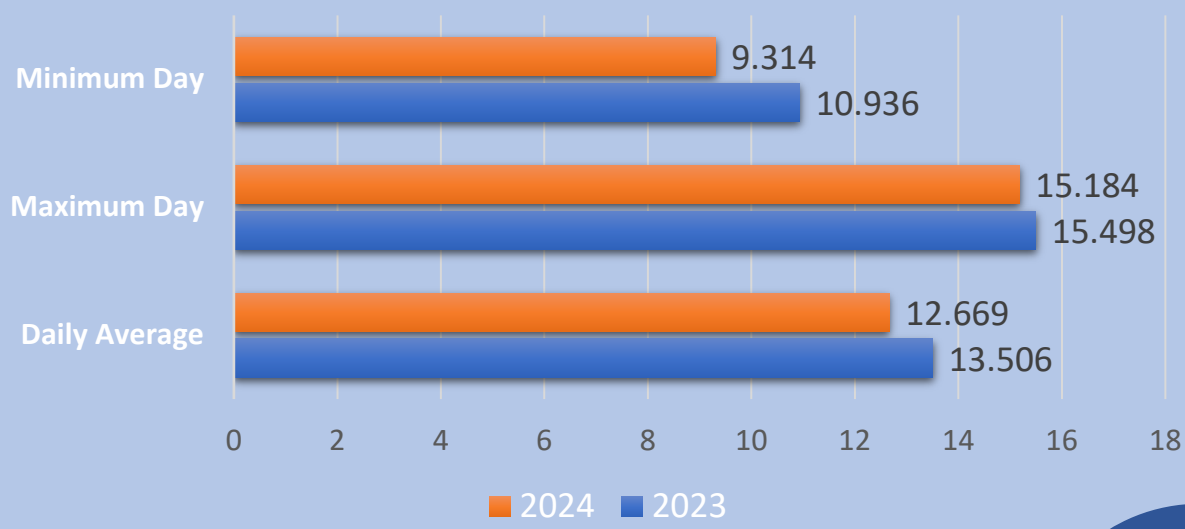
# OPERATIONS MONTHLY REPORT

## PUMPING

### Raw Water Pumpage (MGD)



### Finished Water Pumpage (MGD)



**2,444,351,000**  
Gallons Pumped YTD


JULY  
2024

# OPERATIONS MONTHLY REPORT

## WATER QUALITY

### Raw Water

	2023	2024
Turbidity	1.3	0.9
pH	8.32	8.24
Alkalinity	108.3	108.1
Temperature	53.7	53.5
Positive Bacteriological Testing	14	0



### Finished Water

	2023	2024
Turbidity	0.049	0.06
pH	7.71	7.76
Alkalinity	102.2	103.3
Temp.	57.2	57.8
Chlorine Residual	0.93	0.86
Fluoride Residual	0.7	0.72
Orthophosphate Residual	1.48	1.5
Bacteriological Testing	0	0

## ADDITIONAL ACTIVITIES

- ◆ Routine Plant Operations
- ◆ Routine Plant and Remote Site Maintenance
- ◆ RWI Project
- ◆ Annual WDNR Lab Testing and Monitoring
- ◆ RWI Training
- ◆ Sodium Permanganate system maint.
- ◆ Property grounds, cleaning, and building maintenance
- ◆ Alliant Electrical Service Upgrade-Office and Treatment Plant
- ◆ EAPS Motor/VFD Diagnostic and Testing
- ◆ Shift Coverage
- ◆ Water Quality Notes:
  - ◆ Aluminum Sulfate Usage Down 21.19%
  - ◆ Raw Turbidity Down 30.8%

JULY  
2024

# DISTRIBUTION MONTHLY REPORT

## WATER MAIN

Water Main Installed

495.6'

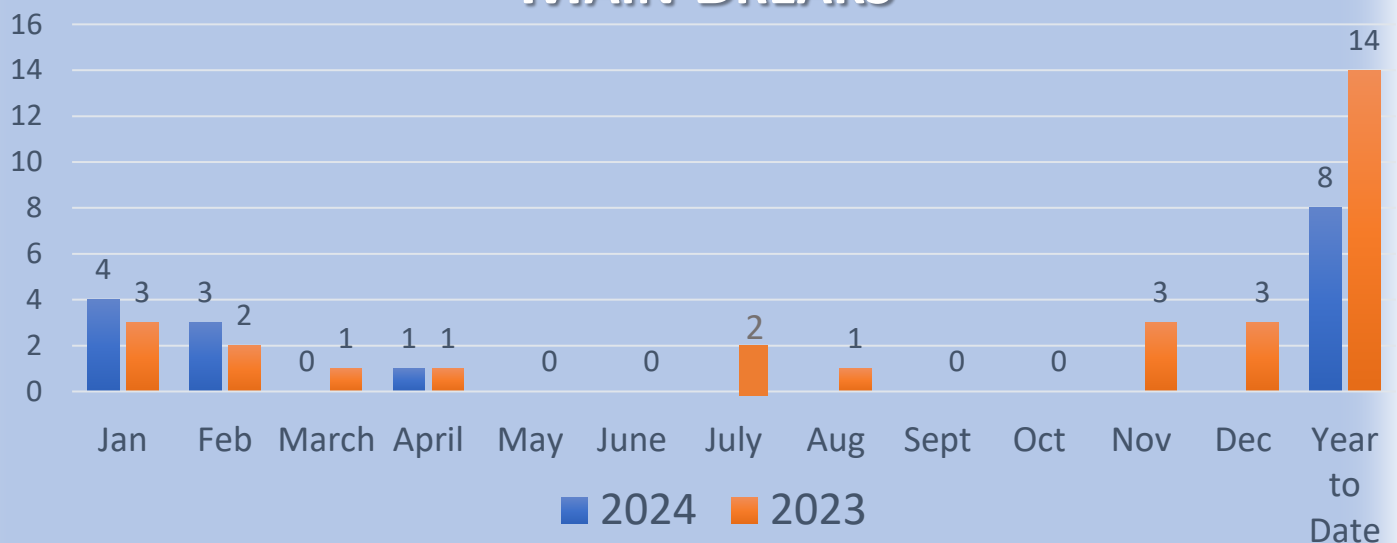
YTD

Street, Curb, and  
Sidewalk Restoration

10,282.5

Cu Ft  
YTD

## MAIN BREAKS



## HYDRANTS YEAR TO DATE

13

Removed

13

Installed

## VALVES YEAR TO DATE

171

Exercised

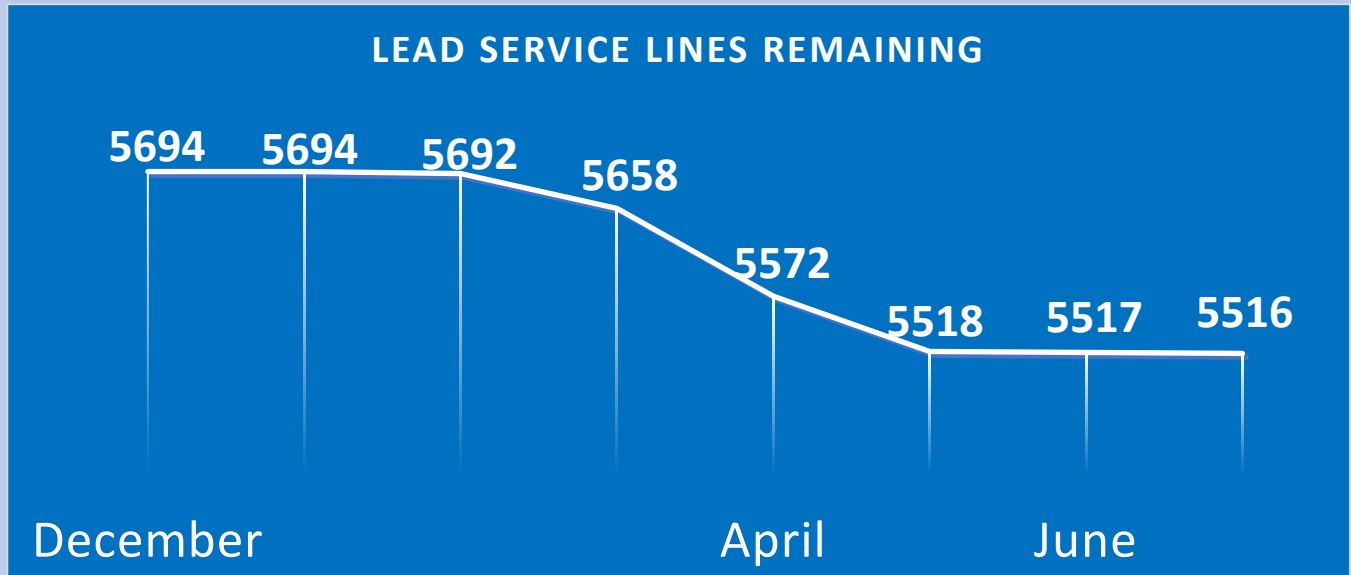
10

Installed

JULY  
2024

# DISTRIBUTION MONTHLY REPORT

## LEAD SERVICE LINE INFORMATION



250

2024 Replacement  
Goal

66%

2024 Replacement  
Goal Completed

167

YTD WIDNR Lead  
Brochures  
Distributed

## ADDITIONAL ACTIVITIES

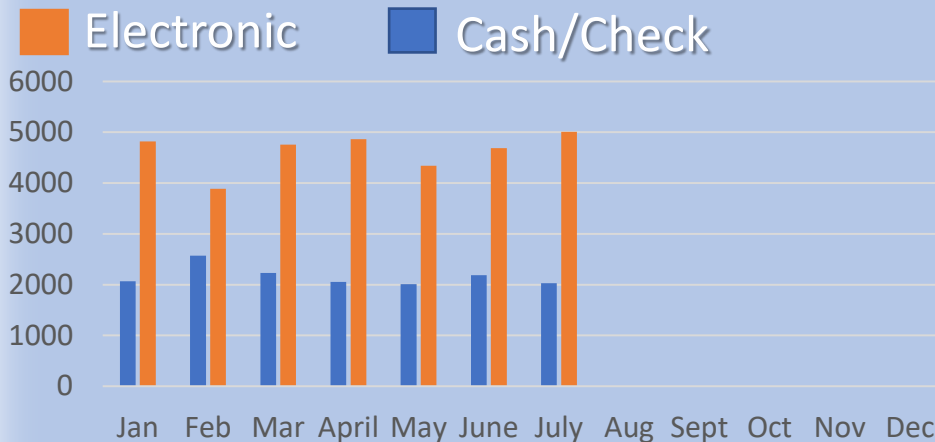
- ◆ Continued monitoring of annual water quality flushing.
- ◆ Correspondence with WDNR and PSC about 2024 and 2025 LSL Funding.
- ◆ Submission of LSL Inventory to WDNR to meet new Lead and Copper Requirement.



JULY  
2024

# CUSTOMER RELATIONS & FISCAL SUMMARY

## PAYMENT TRANSACTIONS



## PAPERLESS ENROLLMENT

5,746

## CUSTOMER TRANSFERS

223

## COLLECTIONS

Districts 2 & 3

**\$2,163,419**

Total Billed

**\$448,606**

Outstanding  
After Due Date

**2,639**

Past Due Letters Mailed

**438**

Disconnection  
Letters Mailed

**26**

Properties Disconnected

**\$177,153**

Outstanding At  
Month End

Discos for Dist. 2 & 3 were held in July

## METERS



**136**

Meters

Installed/Replaced

**87**

Meters Tested

## CROSS CONNECTION



**128**

Inspections Completed

## WEBSITE VISITORS

*\*Analytics will  
resume in  
August 2024*




JULY  
2024

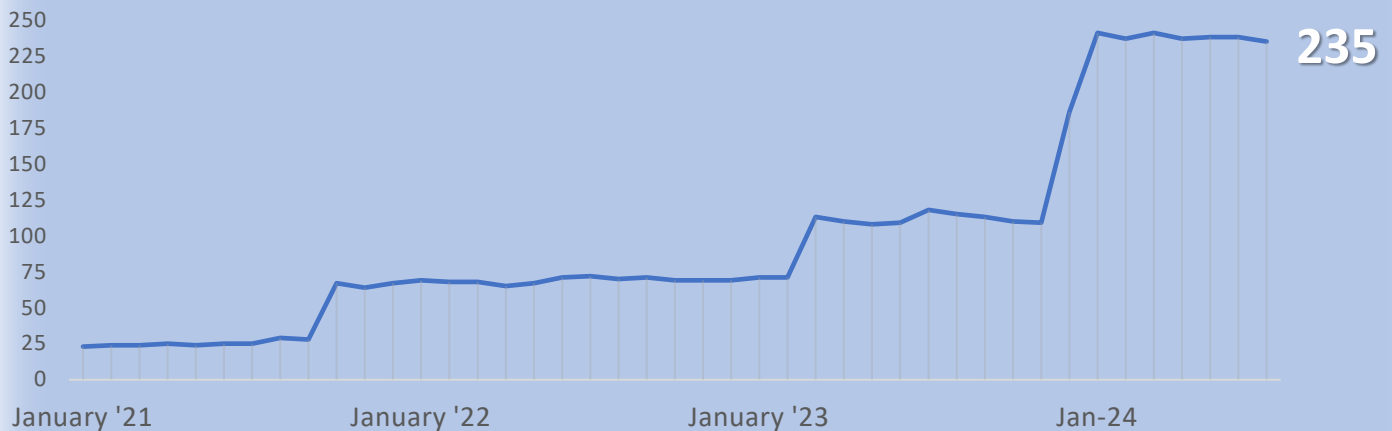
## CUSTOMER RELATIONS & FISCAL SUMMARY

## LEAK ALLOWANCES ISSUED

**3** Customer Requests    **147** CCF Allowed @ Reduced Rate



# LEAD SERVICE LINE REPLACEMENT LOANS



## ADDITIONAL CR/F ACTIVITIES

- Service Techs (STs) continue their work replacing meters due to age, and due to the LSL Projects.
- USSs issued bills to District 2 and Monthly customers.
- Collected Financial Agreements from customers on the Dillingham LSL Replacement projects.

JULY  
2024