TORGINOL, INC.
CONNECTING LINK

3217 BEHRENS PKWY. SHEBOYGAN, WI 53081

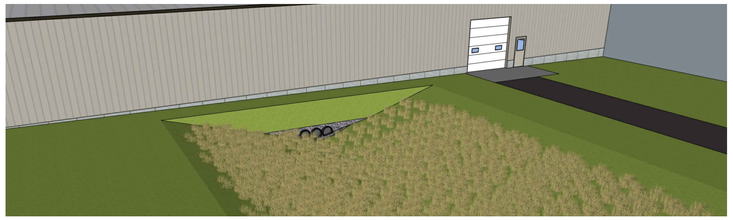

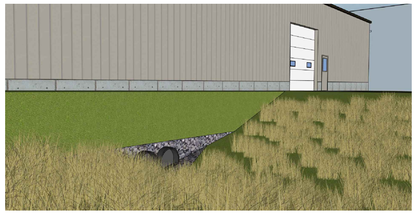

SITE LOCATION MAP

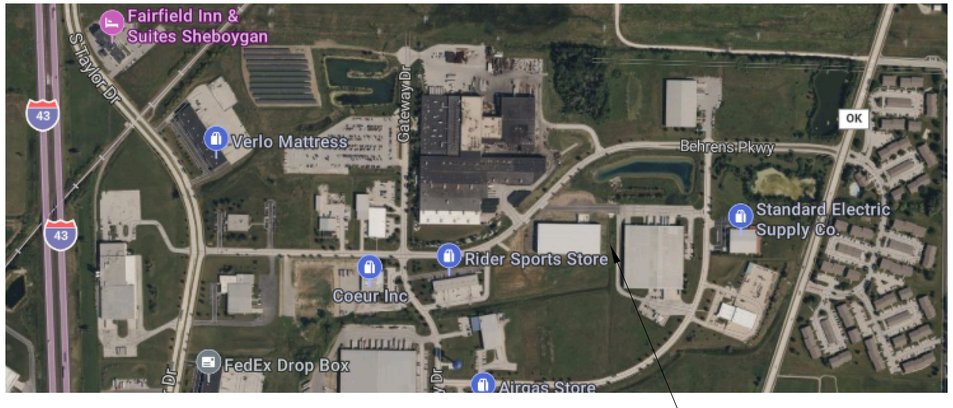

PROPOSED CONNECTING LINK LOCATION

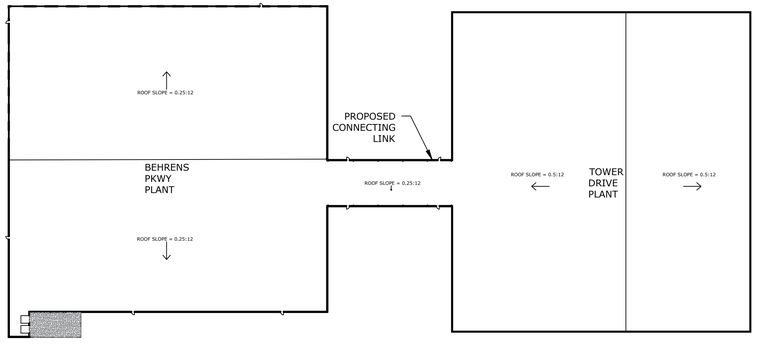

N

SITE OVERVIEW

NTS

SNOW LOADS

A. BALANCED SNOW LOADS

Ground Snow Load, Pg = 30 psf
Exposure Factor, Ce = 1.0 (Partially Exposed)
Thermal Factor, Ct = 1.0 (Heated)
Importance Factor, I = 1.0
Slope Factor, Cs = 1.0

Balanced Snow Roof Load = 21.0 PSF

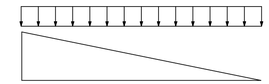

SEISMIC CONDITIONS

Use Group - I
Importance Factor, Ie = 1.0
Site Class = D

Seismic Design Category = A

WIND LOADS

V3s = 90 MPH ASD (115 MPH ULT)
Exposure = C

WIND ANALYSIS BY BUTLER MFG

SOIL BEARING 3,500 PSF PER SOIL REPORT BY: MILLER ENG & SCIENTISTS DATED: JUNE 2024

CONCRETE FLOORS AND FOUNDATIONS - 3000 PSI MIN. IN 28 DAYS
EXTERIOR SLABS - 4000 PSI MIN IN 28 DAYS, AIR ENTRAINED 5-7%
GRADE 60 REBAR

PRE-ENGINEERED METAL BUILDING BUTLER MANUFACTURING COMPANY
1540 GENESEE ST.
KANSAS CITY, MO 64102

GENERAL NOTES

1. ALL WORK SHALL COMPLY WITH ALL STATE AND LOCAL CODES
2. PROPOSED BUILDING AREA = 68,225 SQ FT
3. PROPOSED BUILDING VOLUME - 2,016,562.50 CU FT +/-
4. CLASS OF CONSTRUCTION - TYPE IIB
5. BUILDING OCCUPANCY - S-2 STORAGE LOW HAZARD/ F-2 FACTORY LOW HAZARD
6. BUILDING IS PROTECTED BY AUTOMATIC SPRINKLER
7. ALL EXIT DOORS TO BE EQUIPPED WITH:
   A. EXIT LIGHTS
      - Exit signs shall not exceed 5 Watts per side installed wattage.
      - Means of Egress Illumination Level shall not be less than 1 Foot Candle at Walking Surface
      - Emergency Power for Means of Egress shall provide power for 90 Min and consist of storage batteries, unit equipment, or on-site genenator.
   B. PROPER EXIT HARDWARE
      1. LEVER HANDLES THAT DO NOT REQUIRE TWISTING OF THE WRIST
   C. THRESHOLDS THAT DO NOT EXCEED 1/2"
8. FIRE EXTINGUISHERS TO BE PROVIDED IF REQUIRED BY CODE
9. SMOKE DETECTORS TO BE PROVIDED IF REQUIRED BY CODE
10. OCCUPANT LOAD PER TBL 1004.1.2 = 68,225/500 = 136 PERSONS
11. EGRESS WIDTH REQUIRED RE 1005.3.2 - 135(0.20) = 27", 4X32" = 128" PROVIDED
12. MAX TRAVEL EXIT DISTANCE PER 1017.2 = 400'

THERMAL PERFORMANCE

THERMAL COMPLIANCE BY PRESCRIPTIVE METHOD [TABLES 502.1.2 & 502.2(1) OF 2009 IECC CLIMATE ZONE 6 ALL OTHER].

1. INSULATED WALK DOORS WILL HAVE A MAXIMUM U VALUE OF 0.70.
1A. INSULATED OVERHEAD DOORS WILL HAVE A MAXIMUM U VALUE OF 0.50.
2. UNHEATED SLAB MINIMUM R VALUE OF 10.0 FOR 24" OF PERIMETER EDGE INSULATION.
3. ROOF ASSEMBLY MAXIMUM U VALUE OF 0.049 (TESTED 0.043).
4. WALL ASSEMBLY MAXIMUM U VALUE OF 0.069 (TESTED 0.059 FOR BUTLER WALL PANEL SYSTEM).
5. WINDOW MAXIMUM U VALUE OF 0.36 (TABLE C402.4 OF 2015 IECC CLIMATE ZONE 6).

SHEET INDEX

TITLE SHEET
TS SHEET INDEX, TITLE SHEET, ENGINEERING/ DESIGNER INFORMATION

CIVIL
C001 SITE SURVEY
C002 SITE PREPARATION & EROSION CONTROL PLAN
C100 SITE PLAN
C200 GRADING & UTILITY PLAN
C400 EROSION CONTROL DETAILS
C401 SITE DETAILS
C500 SITE SPECIFICATIONS

ARCHITECTURAL
A1.0 PROPOSED FLOOR PLAN - BASE
A1.1 PROPOSED FLOOR PLAN - ALTERNATE OPTION, OVERALL VIEW
A2.0 ELEVATIONS - BASE
A2.1 ELEVATIONS - ALTERNATE
A3.0 BUILDING SECTION, SCHEDULES

STRUTURAL
S001 GENERAL NOTES & DESIGN CRITERIA
S100 BASE FOUNDATION PLAN
S101 ALTERNATE FOUNDATION PLAN
S400 FOUNDATION DETAILS
S401 FOUNDATION DETAILS

REVISION DESCRIPTION	DATE	REV. BY

A.C.E. BUILDING SERVICE
OUR REPUTATION IS OUR FOUNDATION
P.O. BOX 1626 • 3510 SOUTH 26TH STREET • MANITOWOC, WISCONSIN • 54221-1626
PHONE: 920-682-6105 • FAX: 920-682-7700 • WWW.ACEBUILDINGSERVICE.COM
SUPERVISING PROFESSIONAL:

PROJECT INFORMATION:
CONNECTING LINK
TORGINOL, INC.
3217 BEHRENS PKWY.
SHEBOYGAN, WI 53081

THIS PLAN AND IDEAS EXPRESSED HERE-IN ARE THE PROPERTY OF A.C.E. BUILDING SERVICE, INC. THESE PLANS SHALL NOT BE SHARED BY VISUAL MEANS OR REPRODUCED WITHOUT THE CONSENT OF A.C.E. BUILDING SERVICE, INC.

SHEET INFORMATION	
A.C.E. JOB NO.	
DATE:	08/06/24
DRAWN BY:	KDR
SCALE:	SEE SHEET

SHEET
TS

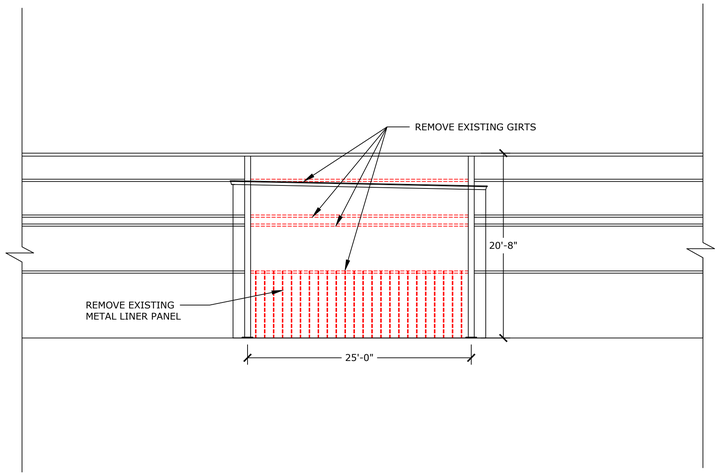

DEMOLITION PLAN - TOWER DRIVE FACILITY - INTERIOR

1/8" = 1'-0"

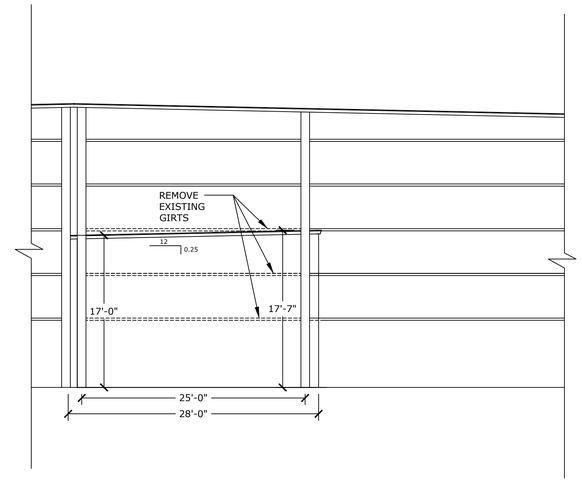

DEMOLITION PLAN - BEHRENS PKWY FACILITY - INTERIOR

1/8" = 1'-0"

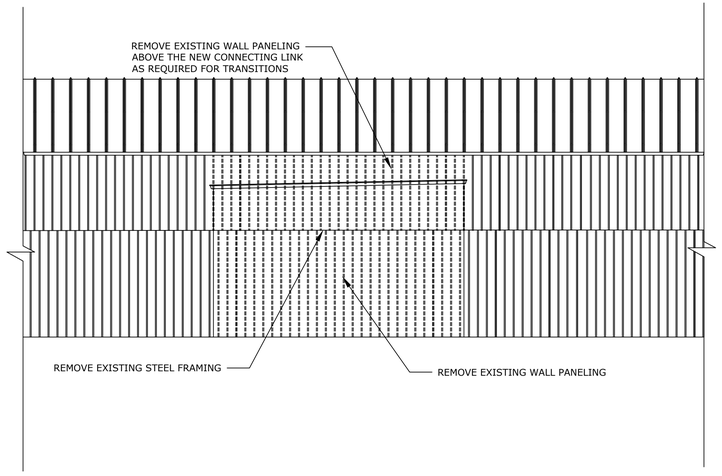

DEMOLITION PLAN - TOWER DRIVE FACILITY - EXTERIOR

1/8" = 1'-0"

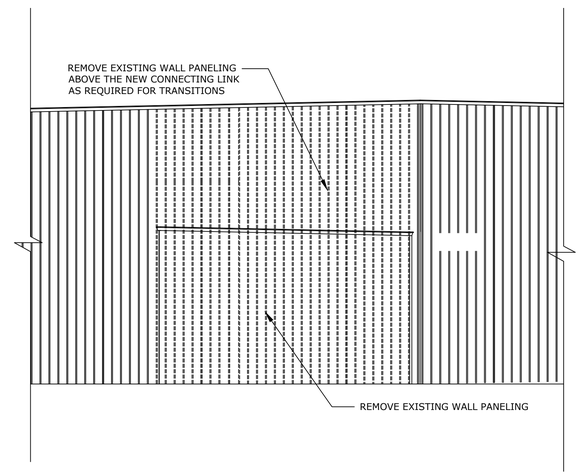

DEMOLITION PLAN - BEHRENS PKWY FACILITY - EXTERIOR

1/8" = 1'-0"

REVISION DESCRIPTION	DATE	REV. BY

A.C.E. BUILDING SERVICE
OUR REPUTATION IS OUR FOUNDATION
P.O. BOX 1626 • 3510 SOUTH 26TH STREET • MANITOWOC, WISCONSIN • 54221-1626
PHONE: 920-682-6105 • FAX: 920-682-7700 • WWW.ACEBUILDINGSERVICE.COM

SUPERVISING PROFESSIONAL:

PROJECT INFORMATION:

CONNECTING LINK

TORGINOL, INC.
3217 BEHRENS PKWY.
SHEBOYGAN, WI 53081

THIS PLAN AND IDEAS EXPRESSED HERE-IN ARE THE PROPERTY OF A.C.E. BUILDING SERVICE, INC. THESE PLANS SHALL NOT BE SHARED BY VISUAL MEANS OR REPRODUCED WITHOUT THE CONSENT OF A.C.E. BUILDING SERVICE, INC.

SHEET INFORMATION	
A.C.E. JOB NO.	
DATE:	08/06/24
DRAWN BY:	KDR
SCALE:	SEE SHEET

SHEET

A0.1

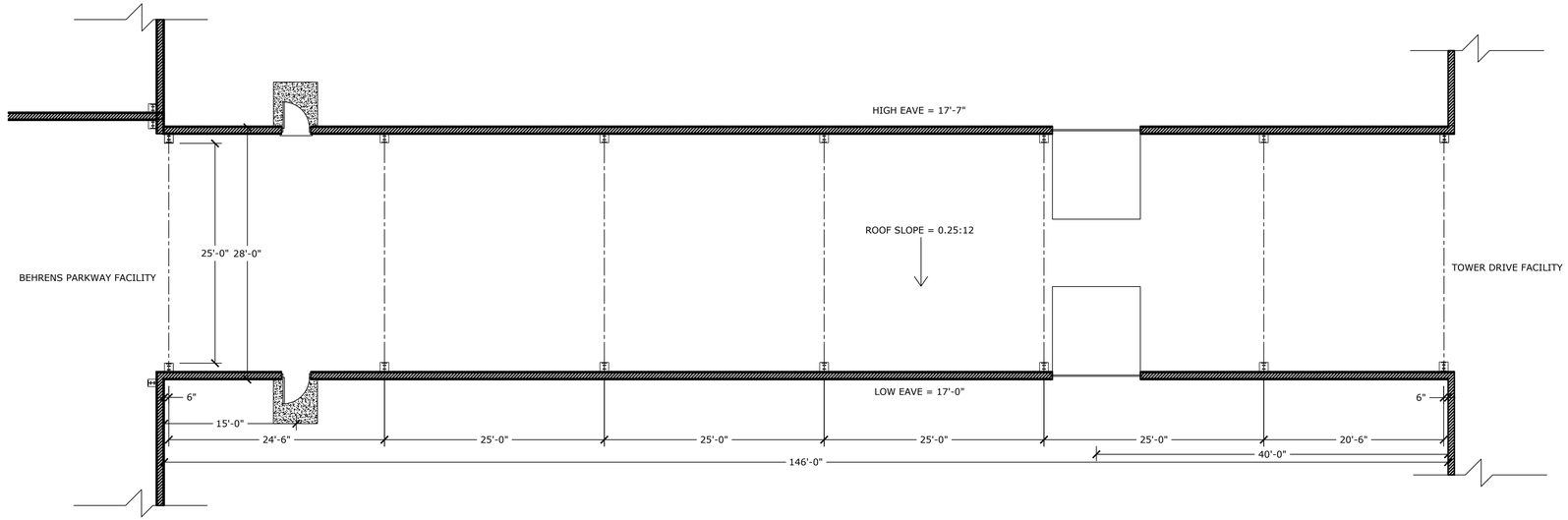

N

BASE OPTION - FLOOR PLAN - 28' X 146' CONNECTING LINK

1/8" = 1'-0"

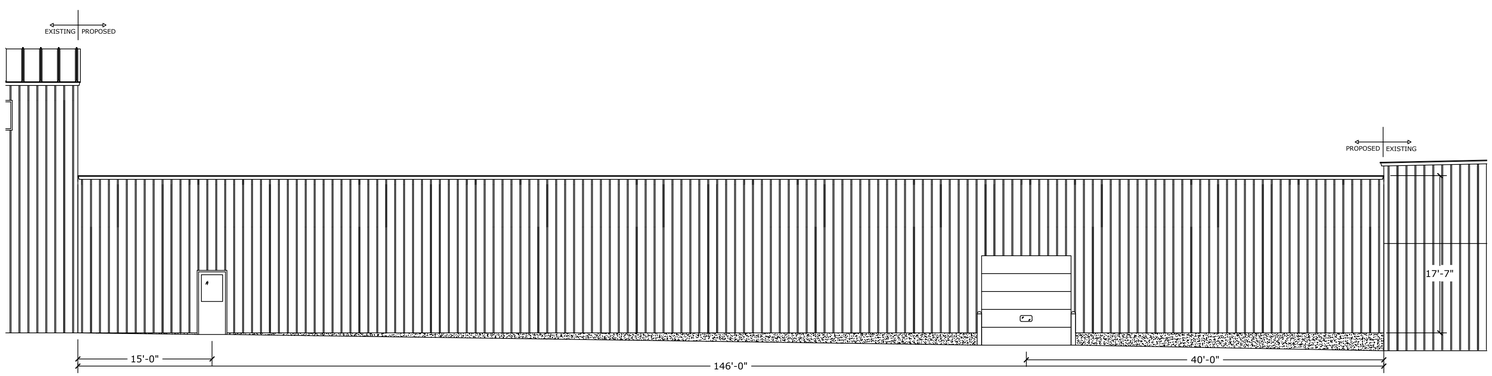

SOUTH ELEVATION

1/8" = 1'-0"

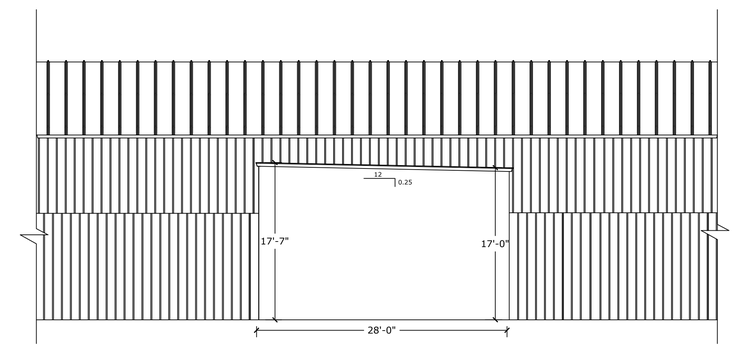

EAST ELEVATION

1/8" = 1'-0"

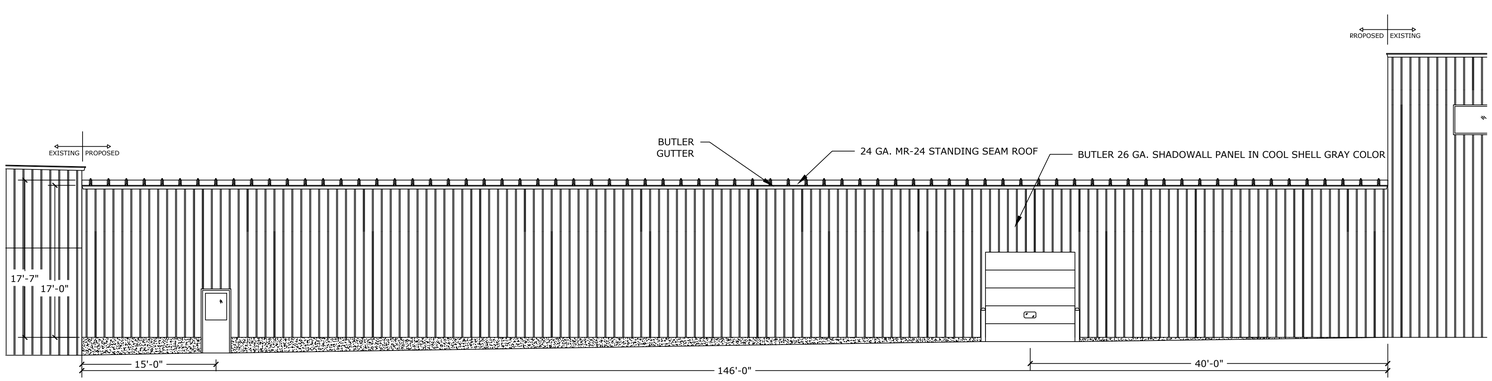

NORTH ELEVATION

1/8" = 1'-0"

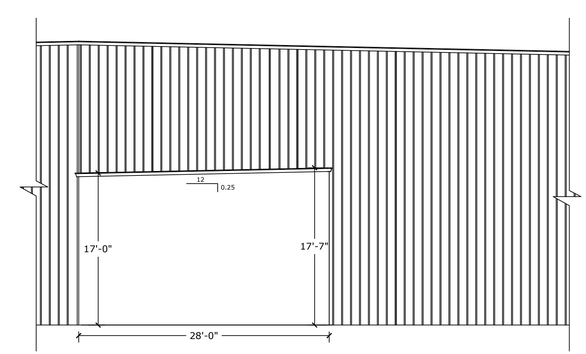

WEST ELEVATION

1/8" = 1'-0"

REVISION DESCRIPTION	DATE	REV. BY

A.C.E. BUILDING SERVICE
OUR REPUTATION IS OUR FOUNDATION
P.O. BOX 1626 • 3510 SOUTH 26TH STREET • MANITOWOC, WISCONSIN • 54221-1626
PHONE: 920-682-6105 • FAX: 920-682-7700 • WWW.ACEBUILDINGSERVICE.COM
SUPERVISING PROFESSIONAL:

PROJECT INFORMATION:

CONNECTING LINK

TORGINOL, INC.
3217 BEHRENS PKWY.
SHEBOYGAN, WI 53081

THIS PLAN AND IDEAS EXPRESSED HERE-IN ARE THE PROPERTY OF A.C.E. BUILDING SERVICE, INC. THESE PLANS SHALL NOT BE SHARED BY VISUAL MEANS OR REPRODUCED WITHOUT THE CONSENT OF A.C.E. BUILDING SERVICE, INC.

SHEET INFORMATION	
A.C.E. JOB NO.	
DATE:	08/06/24
DRAWN BY:	KDR
SCALE:	SEE SHEET

SHEET

A1.0

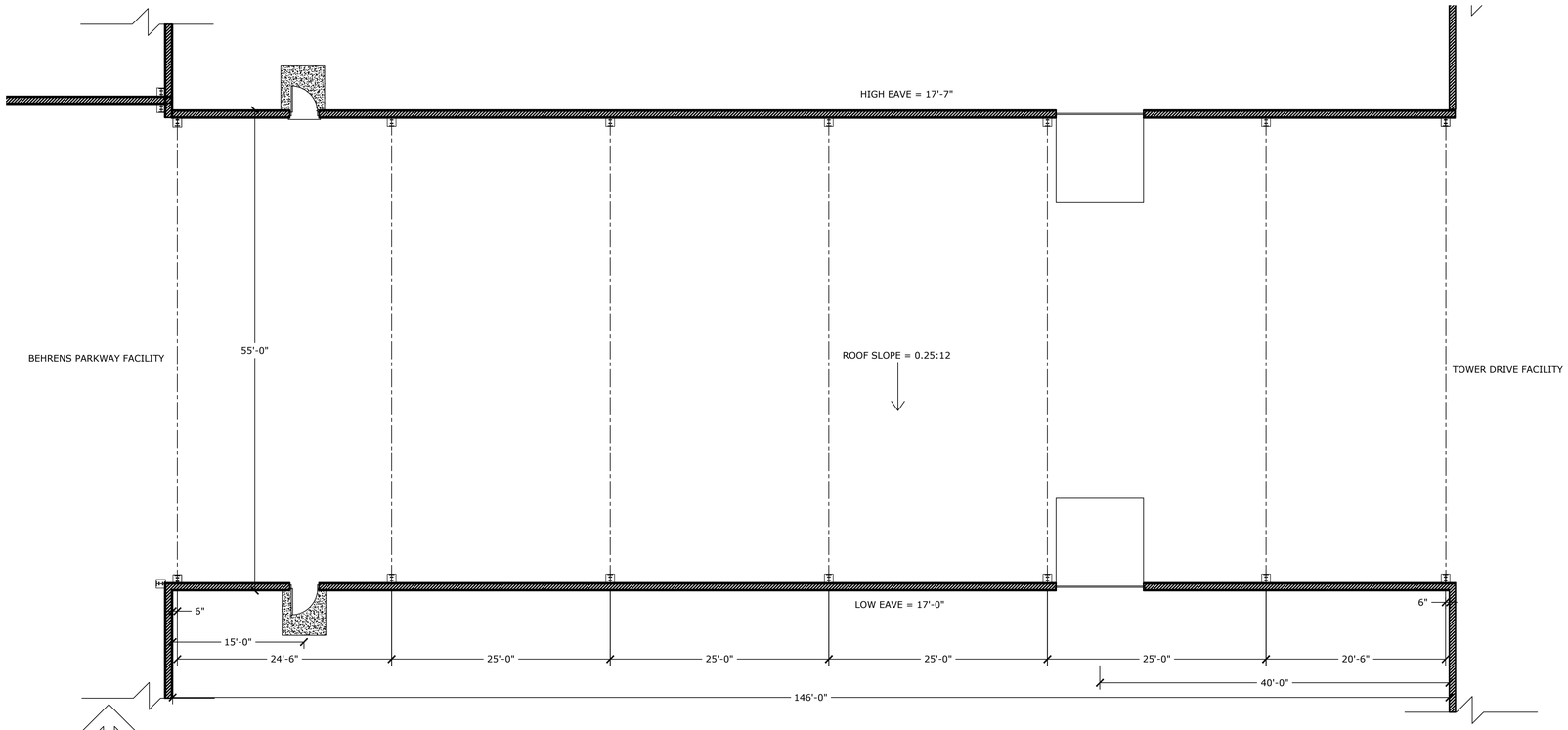

ALTERNATE OPTION - FLOOR PLAN - 55' X 146' CONNECTING LINK

1/8" = 1'-0"

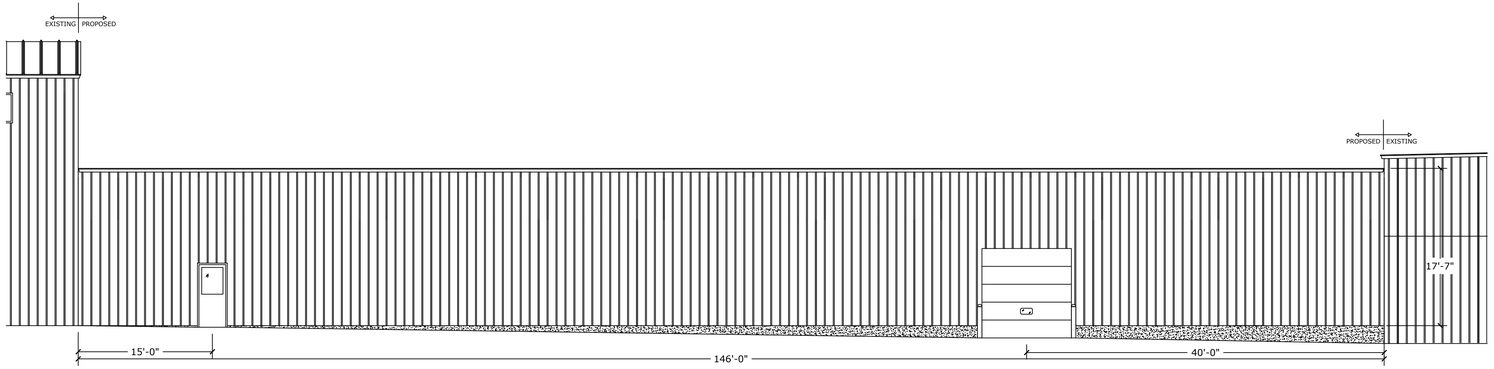

SOUTH ELEVATION

1/8" = 1'-0"

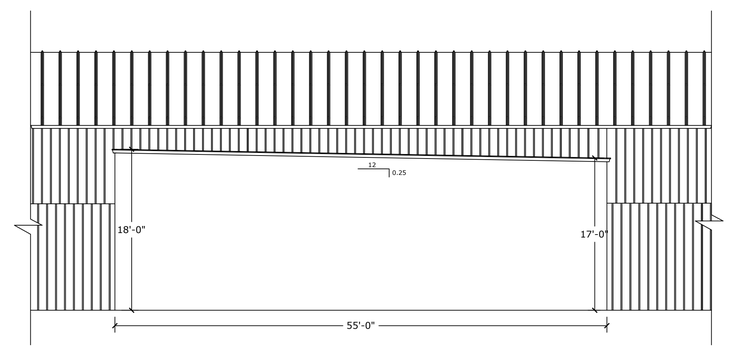

EAST ELEVATION

1/8" = 1'-0"

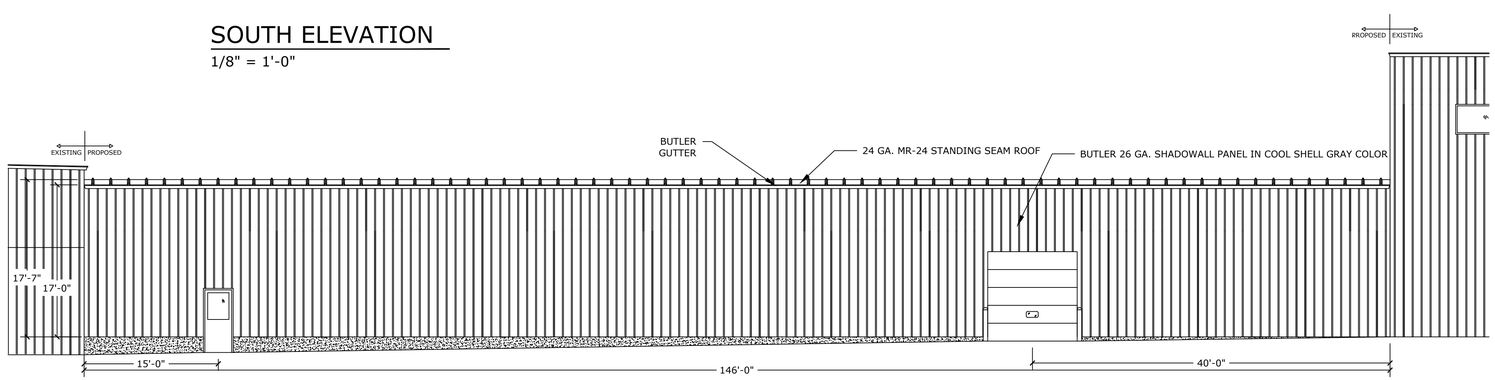

NORTH ELEVATION

1/8" = 1'-0"

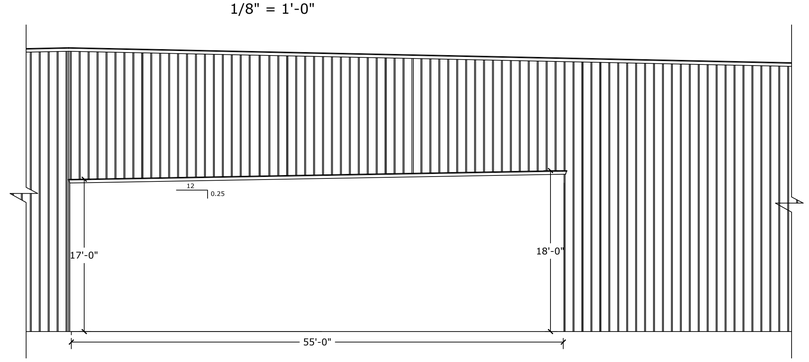

WEST ELEVATION

1/8" = 1'-0"

REVISION DESCRIPTION	DATE	REV. BY

A.C.E. BUILDING SERVICE
OUR REPUTATION IS OUR FOUNDATION.
P.O. BOX 1626 • 3510 SOUTH 26TH STREET • MANITOWOC, WISCONSIN • 54221-1626
PHONE: 920-682-6105 • FAX: 920-682-7700 • WWW.ACEBUILDINGSERVICE.COM
SUPERVISING PROFESSIONAL:

PROJECT INFORMATION:

CONNECTING LINK

TORGINOL, INC.
3217 BEHRENS PKWY.
SHEBOYGAN, WI 53081

THIS PLAN AND IDEAS EXPRESSED HERE-IN ARE THE PROPERTY OF A.C.E. BUILDING SERVICE, INC. THESE PLANS SHALL NOT BE SHARED BY VISUAL MEANS OR REPRODUCED WITHOUT THE CONSENT OF A.C.E. BUILDING SERVICE, INC.

SHEET INFORMATION	
A.C.E. JOB NO.	
DATE:	08/06/24
DRAWN BY:	KDR
SCALE:	SEE SHEET

SHEET

A1.1

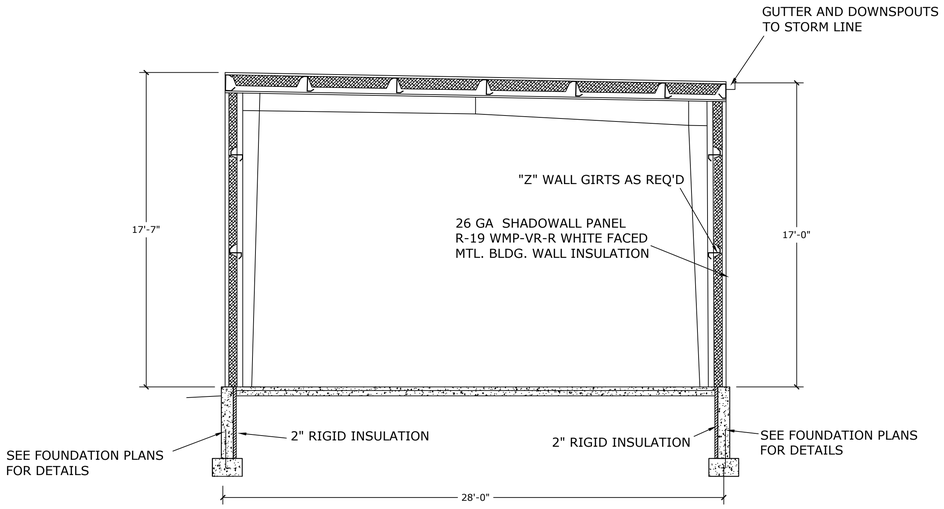

BUILDING SECTION - 28' OPTION

1/4" = 1'-0"

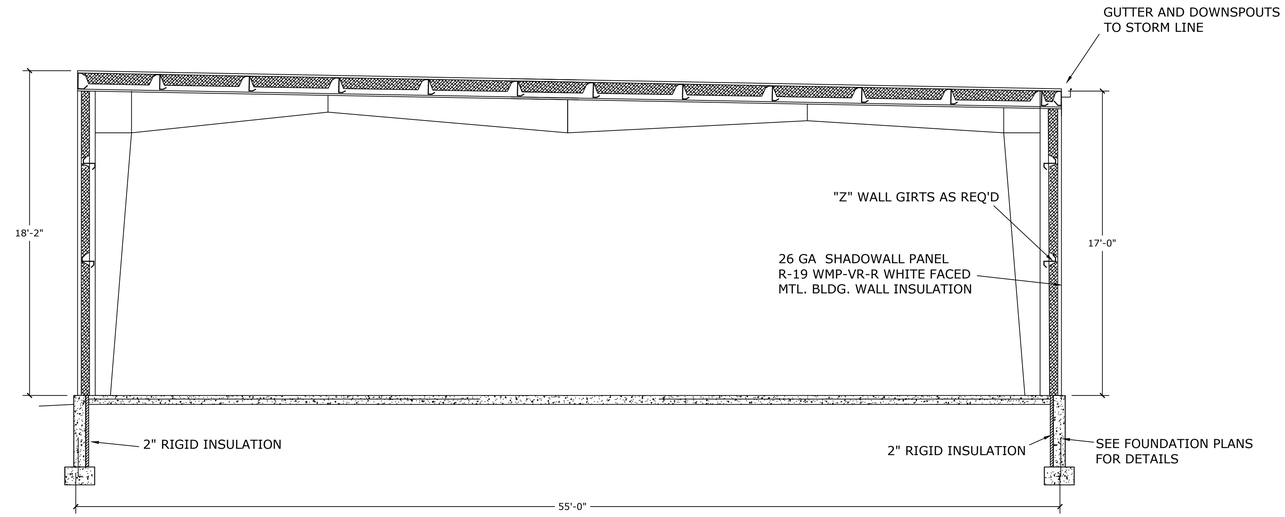

BUILDING SECTION - 55' OPTION

1/4" = 1'-0"

DOOR AND FRAME SCHEDULE

MARK #	DOOR SIZE WD	DOOR SIZE HGT	DOOR MATL	DOOR ELEV.	DOOR GLAZING	FRAME MATL	FRAME ELEV.	HDWR. SET NO	GLASS WALL GLAZING	NOTES
1	3'-0"	7'-0"	HM	1	1/4" INSUL.	HM	1	1	--	EXTERIOR HALF-LITE, INSULATED
2	3'-0"	7'-0"	HM	1	1/4" INSUL.	HM	1	1	--	EXTERIOR HALF-LITE, INSULATED
3	10'-0"	10'-0"	ST	2	1/4" INSUL.	ST	2	N/A	--	
4	10'-0"	10'-0"	ST	2	1/4" INSUL.	ST	2	N/A	--	

HARDWARE SCHEDULE

HARDWARE SET 1

- GRADE 1, LEVER HANDLE SCHLAGE - US26D ENTRANCE LOCKSET
- (1-1/2) PAIR BALL BEARING HINGES
- CLOSER
- WEATHER-STRIPPING
- SWEEPS
- THRESHOLD

DOOR & HARDWARE NOTES

- ALL LOCKSETS/PASSAGE TO BE GRADE 1 - US26 SATIN CHROME FINISH - RHODES
- ALL CLOSERS TO BE HEAVY DUTY LCN 4040XP
- EXTERIOR DOORS WITH TOP CAPS

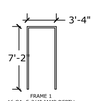

FRAME 1
16 GA. 5-3/4" JAMB DEPTH
HOLLOW METAL

WALK DOOR FRAME STYLES
SCALE: 1/4" = 1'-0"

DOOR 1
HOLLOW METAL
1/4" CLEAR GLASS

WALK DOOR LEAF STYLES
SCALE: 1/4" = 1'-0"

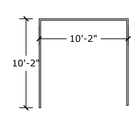

FRAME 2

OVERHEAD DOOR FRAME STYLES
SCALE: 1/4" = 1'-0"

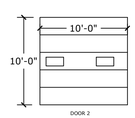

DOOR 2

OVERHEAD DOOR STYLES
SCALE: 1/4" = 1'-0"

REVISION DESCRIPTION	DATE	REV. BY

A.C.E. BUILDING SERVICE
OUR REPUTATION IS OUR FOUNDATION
P.O. BOX 1626 • 3510 SOUTH 26TH STREET • MANITOWOC, WISCONSIN • 54221-1626
PHONE: 920-682-6105 • FAX: 920-682-7700 • WWW.ACEBUILDINGSERVICE.COM

SUPERVISING PROFESSIONAL:

PROJECT INFORMATION:

CONNECTING LINK
TORGINOL, INC.
3217 BEHRENS PKWY.
SHEBOYGAN, WI 53081

THIS PLAN AND IDEAS EXPRESSED HERE-IN ARE THE PROPERTY OF A.C.E. BUILDING SERVICE, INC. THESE PLANS SHALL NOT BE SHARED BY VISUAL MEANS OR REPRODUCED WITHOUT THE CONSENT OF A.C.E. BUILDING SERVICE, INC.

SHEET INFORMATION	
A.C.E. JOB NO.	
DATE:	08/06/24
DRAWN BY:	KDR
SCALE:	SEE SHEET

SHEET
A2.0