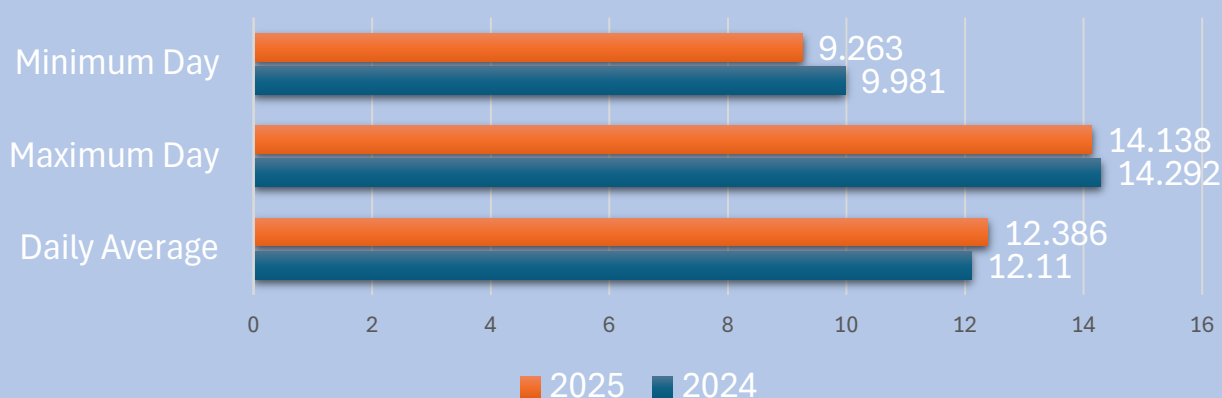


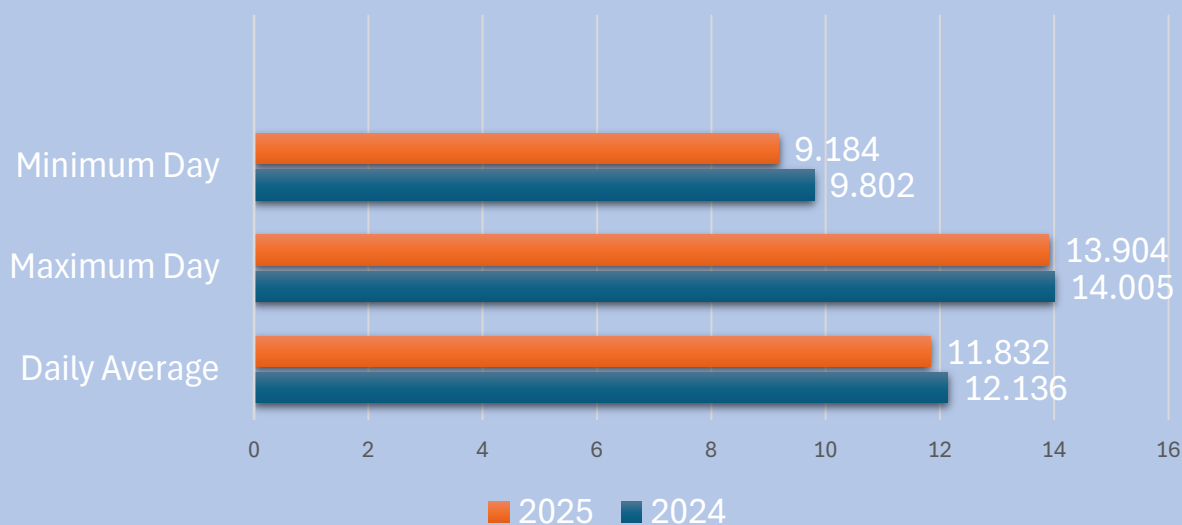
# OPERATIONS MONTHLY REPORT

## PUMPING

### Raw Water Pumpage (MGD)



### Finished Water Pumpage (MGD)




**3,574,433,000**  
Gallons Pumped YTD

OCTOBER  
2025

# OPERATIONS MONTHLY REPORT

## WATER QUALITY

Raw Water		
	2024	2025
Turbidity	1.4	0.9
pH	8.15	8.22
Alkalinity	108.4	109.3
Temperature	52.4	54.2
Positive Bacteriological Testing	2.2	3.7



Finished Water		
	2024	2025
Turbidity	0.028	0.046
pH	7.69	7.73
Alkalinity	102.6	104.1
Temp.	53.4	53.3
Chlorine Residual	0.87	0.9
Fluoride Residual	0.72	0.6
Orthophosphate Residual	1.45	1.48
Bacteriological Testing	0	0

## ADDITIONAL ACTIVITIES

- ◆ Routine Plant Operations
- ◆ Routine Plant and Remote Site Maintenance
- ◆ Annual WDNR Lab Testing and Monitoring
- ◆ Safety Equipment Checks
- ◆ Property grounds, cleaning, and building maintenance
- ◆ Safety Training
- ◆ Chemical Systems Maint
- ◆ Shift Coverage

OCTOBER  
2025

# DISTRIBUTION MONTHLY REPORT

## WATER MAIN

Water Main Installed

6,663'

YTD

Street, Curb, and  
Sidewalk Restoration

9,040

Cu Ft  
YTD

## Water Main Breaks



## HYDRANTS YEAR TO DATE

23

Removed

20

Installed

## VALVES YEAR TO DATE

518

Exercised

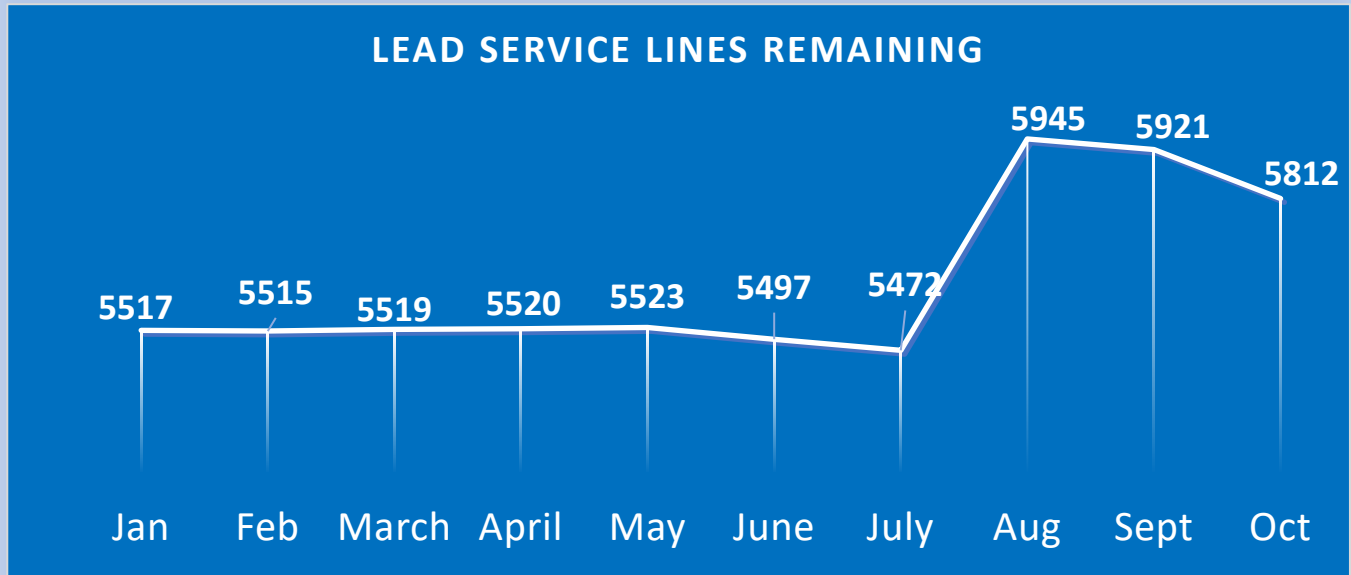
39

Installed

OCTOBER  
2025

# DISTRIBUTION MONTHLY REPORT

## LEAD SERVICE LINE INFORMATION



250

2025 Replacement  
Goal

66%

2025 Replacement  
Goal Completed

211

YTD WIDNR Lead  
Brochures  
Distributed

## ADDITIONAL ACTIVITIES

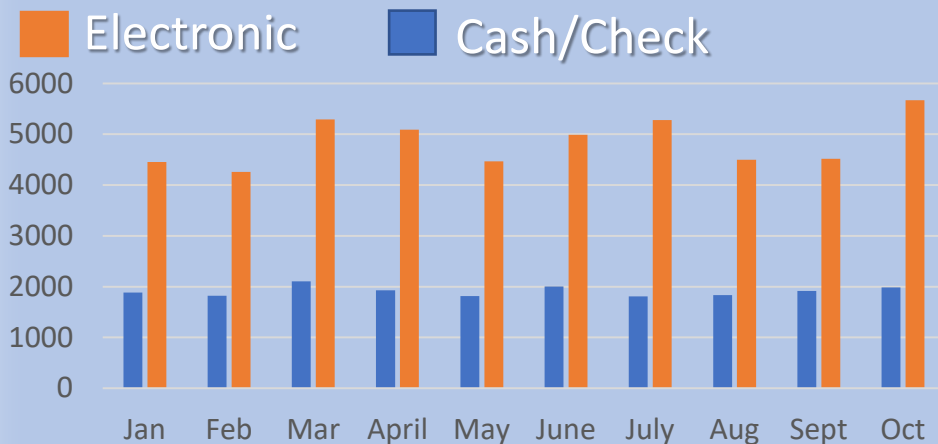
- ◆ C/M completed seasonal hydrant flushing.
- ◆ C/M started winter hydrant checks.
- ◆ C/M and Operations worked to replace problematic piping in Utility driveway.
- ◆ Utility Engineer attended hydraulics course through UW-Madison.
- ◆ Distribution Department attended safety training conducted by Fox Valley Safety.



OCTOBER  
2025

# CUSTOMER RELATIONS & FISCAL SUMMARY

## PAYMENT TRANSACTIONS



## PAPERLESS ENROLLMENT

5,110

## CUSTOMER TRANSFERS

213

## CROSS CONNECTION

240



Inspections Completed

## METERS

211

Meters Installed  
/Replaced

205

Meters  
Tested

## WEBSITE VISITORS

3,152

## TAX ROLL


	2023	2024	2025
Number of Customer Letters Mailed	2051	2213	2636
Number of Owner Letters Mailed	913	977	1129
Dollars Subject to Tax Roll as of October 15	\$459,959.00	\$ 621,858.89	\$1,086,991.85
Dollars Subject to Tax Roll as of November 1	\$327,241.79	\$455,951.12	\$ 703,473.60
Dollars 10% Penalty	\$32,724.03	\$45,594.73	\$ 70,349.02
Total Outstanding Dollars as of November 15 w/Penalties	\$311,408.41	\$424,268.98	\$ 683,865.52
Total Outstanding Garbage/Recycling & Sewer Dollars w/Penalties as of Nov 15	\$213,527.43	\$255,982.82	\$ 421,618.55
<b>Total Outstanding Water Dollars w/Penalties as of November 15</b>	<b>\$97,880.98</b>	<b>\$131,420.34</b>	<b>\$ 222,732.02</b>
Total Outstanding Delinquent LSL Replacement Loans	\$9,418.56	\$36,865.82	\$ 39,514.95

OCTOBER  
2025

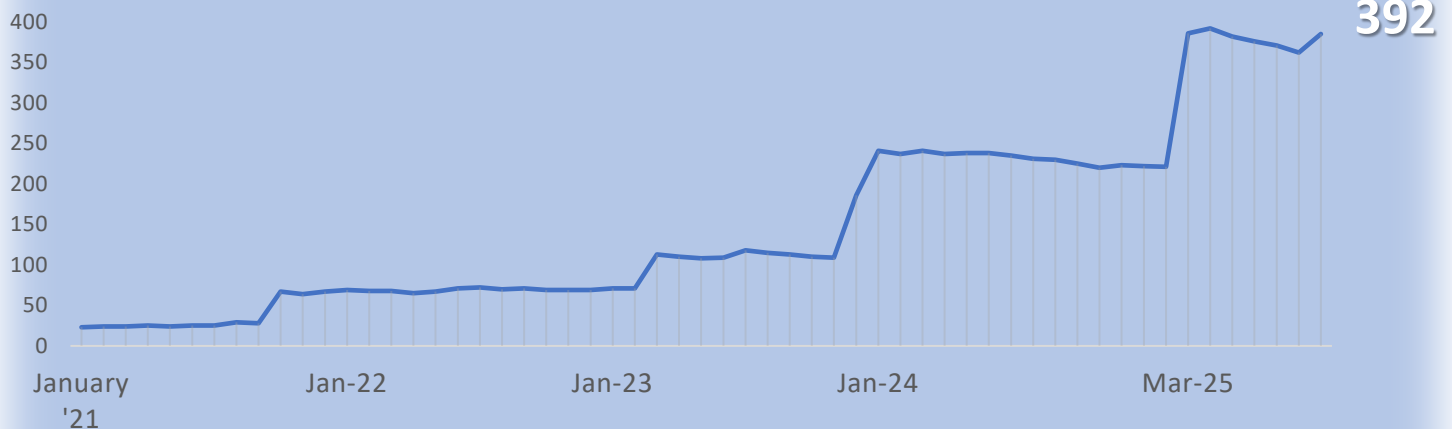
# CUSTOMER RELATIONS & FISCAL SUMMARY

## LEAK ALLOWANCES ISSUED

**1** Customer Requests **107** CCF Allowed @ Reduced Rate



## LEAD SERVICE LINE REPLACEMENT LOANS



## ADDITIONAL CR/F ACTIVITIES

- ◆ Service Techs (STs) continue their work replacing meters due to age, and due to LSL replacements.
- ◆ Conducted small and large meter testing.
- ◆ USSs issued bills to District 2 and Monthly customers.
- ◆ Attended safety training through Fox Valley.
- ◆ Issued tax roll notices for delinquent accounts.
- ◆ One Service Tech retirement.

OCTOBER  
2025