

# MEMO



To: Planning Commission

From: Ryan Harris, Senior Planner

Date: February 23, 2024

Re: **Amendment to the General Plan (Moderate Income Housing Plan)**

---

The Utah State Legislature requires that cities update their Moderate-Income Housing Plan (MIHP) to include strategies from a pre-determined list of options and a plan to implement each strategy (see Utah Code Annotated 10-9a-408). The MIHP must list the proposed strategies and a timeline and implementation plan for each strategy. The implementation plan lists how the city will meet the chosen strategy and timelines for implementing the plans. Four out of the five strategies are the same as last year. Staff has updated the implementation plan for each of the four strategies. Staff is proposing to remove the strategy that deals with building a 55+ community and add the following strategy: “Demonstrate investment in the rehabilitation or expansion of infrastructure that facilitates the construction of moderate-income housing.” The draft amendment shows the proposed strategies and implementation plan for each strategy.

The role of the Planning Commission is to hold a public hearing, review the proposed General Plan Amendment, and forward a recommendation to the City Council.

**Recommended motion:** “Motion to recommend approval of the proposed update of the Moderate-Income Housing Plan of the General Plan so that Santaquin City is in compliance with State Code.”

**ATTACHMENT:**

1. Draft update to the Moderate-Income Housing Plan of the Santaquin City General Plan



## 1: MODERATE INCOME HOUSING ELEMENT

The Utah Municipal Code, 10-9a-403(2)(a)(iii) requires that all cities adopt a Plan for “Moderate Income Housing” as part of their General Plan. Section 10-9a-403(2)(b) of the Utah Municipal Code, outlines three issues that must be addressed in the Moderate Income Housing Plan. The three issues that must be addressed are: 1) municipalities shall facilitate a reasonable opportunity for a variety of housing, including moderate income housing; 2) an analysis of how the municipality will provide a realistic opportunity for the development of moderate income housing within the next five years; and 3) shall include a recommendation to implement three or more strategies found in 10-9a-403(2)(b)(iii) of the Utah Municipal Code.

### I. Current Moderate-Income Population

Moderate income housing is defined by the Utah State Code 10-9a-103(38) as: “...housing occupied or reserved for occupancy by households with a gross household income equal to or less than 80% of the median gross income for households of the same size in the county in which the city is located.”

The U. S. Census Bureau lists the median household income in Utah County in 2022 as \$96,000. Information from the U.S Department of Housing and Urban Development (HUD) indicates that based on the size of the household, an income level of \$ \$54,450 - \$98,900 could still be considered a low-income household. For example, a household with 4 people making less than \$80,900 is considered having a low income.

**Table 1: Low Income Levels Based on Household Size.**

Income Levels	Household Size							
	1	2	3	4	5	6	7	8
Low (80%) Income Limits	\$52,450	\$59,950	\$67,450	\$74,900	\$80,900	\$86,900	\$92,900	\$98,900
Very Low (50%) Income Limits	\$32,800	\$37,450	\$42,150	\$46,800	\$50,550	\$54,300	\$58,050	\$61,800
Extremely Low (30%) Income Limits	\$19,700	\$22,500	\$25,300	\$28,100	\$32,470	\$37,190	\$41,900	\$46,630

Source: Information obtained from US Housing and Urban Development Income Limits Documentation System 2022(www.huduser.org)

Santaquin’s population in 2010 was 9,128 and the population estimate for 2020 was 13,725. That is an increase of 4,597 residents in ten years. Each year, HUD receives custom tabulations of the American Community Survey 5-Year Estimate (ACS) from the Census Bureau. This data is known as the Comprehensive Housing Affordability Strategy (CHAS). This data demonstrates the extent of housing problems and needs, particularly for low income households. Table 2 categorizes household income levels by Area Median Income



## 1: MODERATE INCOME HOUSING ELEMENT

(AMI) using the statistics for CHAS. This table illustrates the number of Santaquin households whose total income falls within each income bracket.

**Table 2: Households by Income Level 2018**

AMI Income Level	Households	% of Households
100% AMI	1510	53%
80% AMI	895	32%
50% AMI	325	11%
30% AMI	100	4%

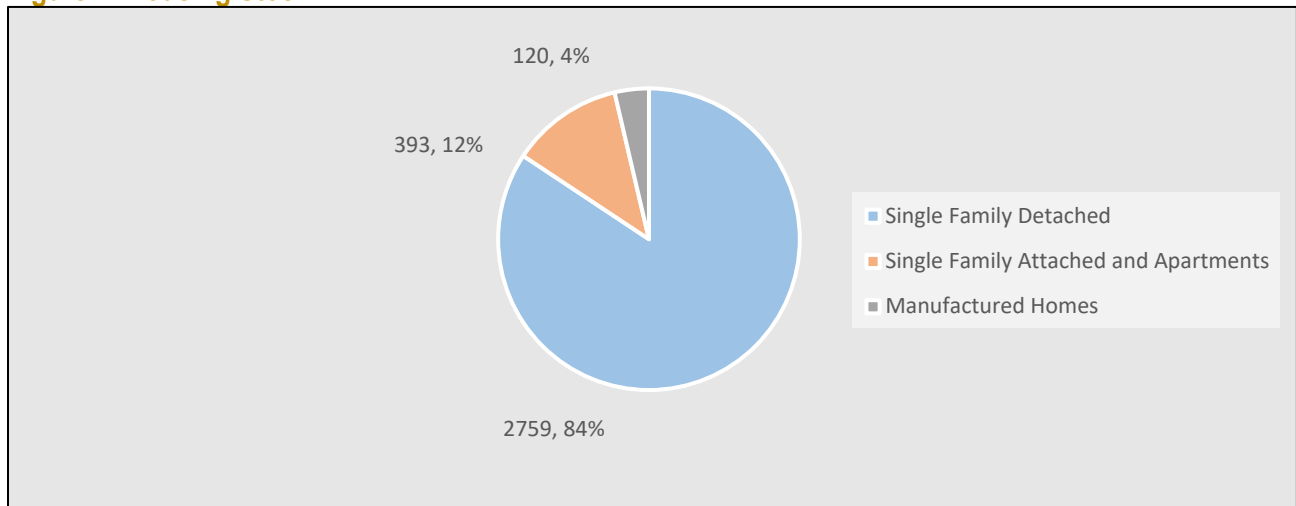
Source: Information obtained from US Housing and Urban Development Comprehensive Housing Affordability Strategy 2018 ([www.huduser.org](http://www.huduser.org))

A low income is considered to be 80% of the AMI. In 2018, there are 1,320 households in Santaquin with a household income categorized as low income to extremely low income. The households that earn just 30% of the AMI find it very difficult to live within the affordable housing guidelines since they cannot afford average market rental rates. It is vital to the well-being of the community that households of all income levels have affordable housing options.

## II. Current Housing Stock

In 2020, Santaquin had 2,759 detached single-family residences, 393 attached single family or apartment units, and 120 manufactured homes. These numbers combine for a total of 3272 dwelling units. The majority of dwelling units in Santaquin were owner-occupied. There were 2,768 owner occupied units, 478 renter occupied units and 26 vacant units.

**Figure 1: Housing Stock**

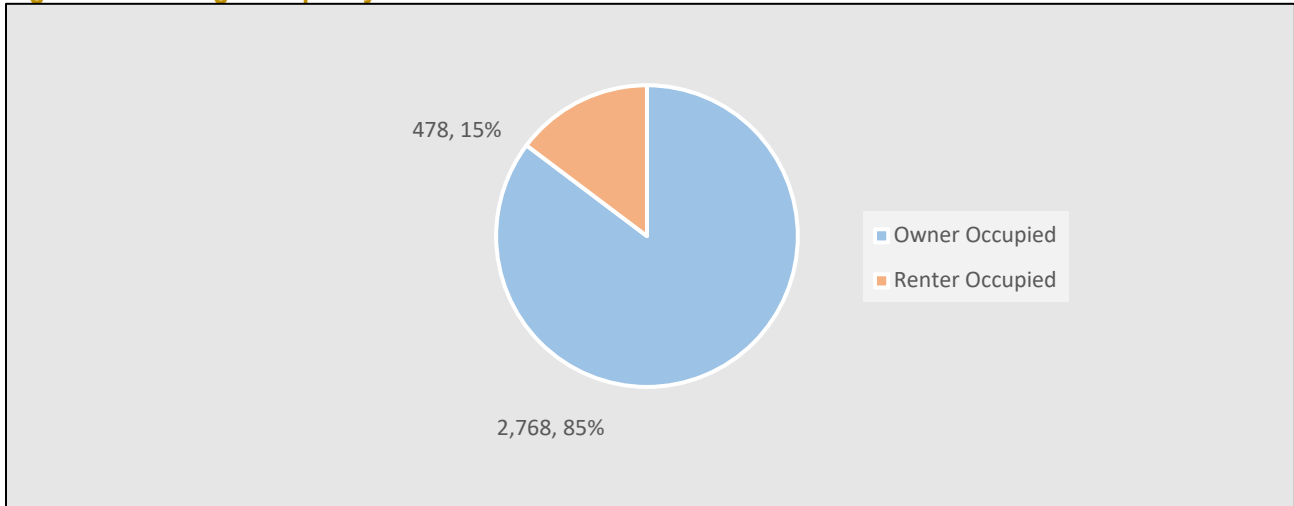


Source: US Census Bureau's American Community Survey, 2020 ([www.factfinder.census.gov](http://www.factfinder.census.gov))



## 1: MODERATE INCOME HOUSING ELEMENT

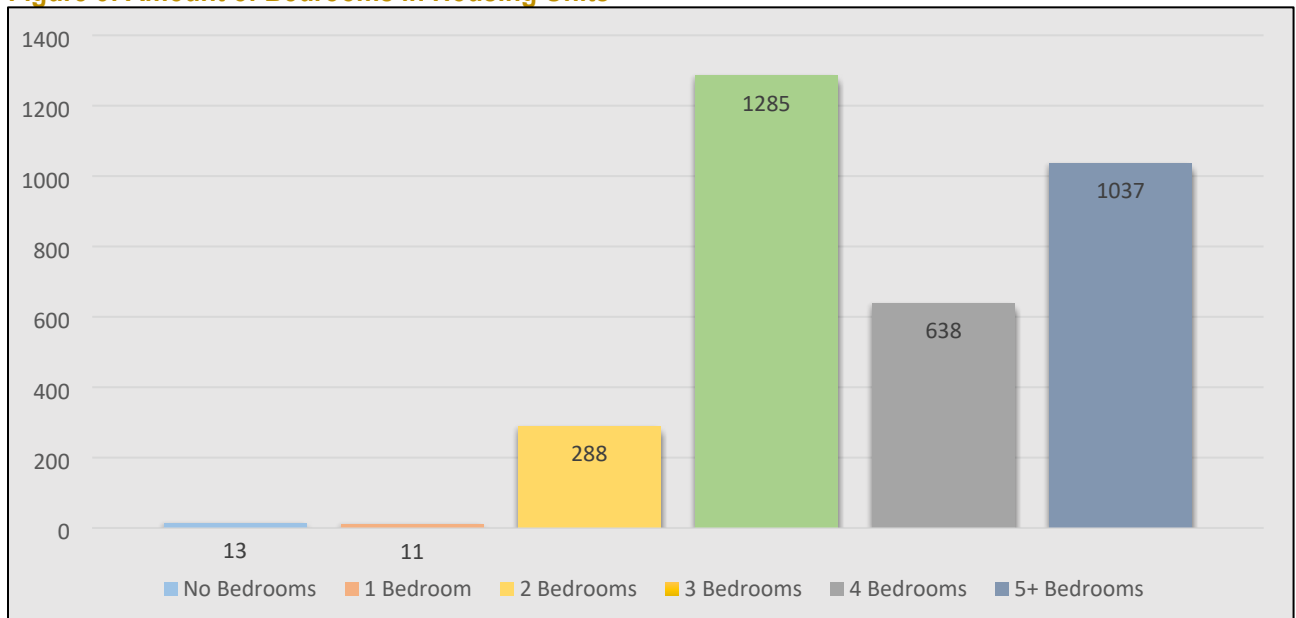
Figure 2: Housing Occupancy



Source: US Census Bureau's American Community Survey, 2020 ([www.factfinder.census.gov](http://www.factfinder.census.gov))

There are 13 dwelling units that have no bedrooms and 11 dwelling with one bedroom. The majority of housing units have 3+ bedrooms. Approximately 53% of the housing stock in Santaquin was built in 2000 or later and 11% built before 1959.

Figure 3: Amount of Bedrooms in Housing Units

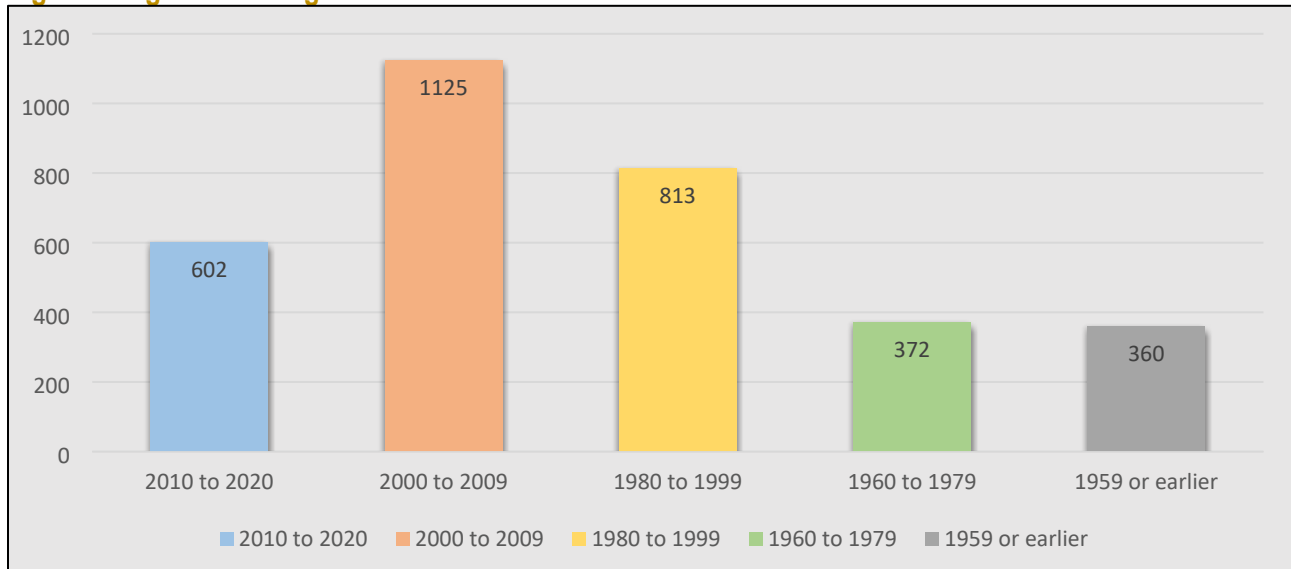


Source: US Census Bureau's American Community Survey, 2020 ([www.factfinder.census.gov](http://www.factfinder.census.gov))



## 1: MODERATE INCOME HOUSING ELEMENT

Figure 4: Age of Housing Stock



Source: US Census Bureau's American Community Survey, 2017 ([www.factfinder.census.gov](http://www.factfinder.census.gov))

### III. Housing and Rent Affordability

Affordability of housing units is determined by AMI and the amount a household at each income level can afford. Housing is considered affordable by State and Federal definition when a household spends no more than 30% of their annual income on housing expenses, including mortgage or rent and utilities. Households that spend more than 30% of their monthly income on housing expenses are considered cost-burdened.

In 2019, the AMI for Utah County was \$96,000 or \$8,000 a month. Based on these numbers, mortgage or rent and utilities should be no higher than \$2,400 per month for the unit to be considered affordable.

The Moderate Income Housing Plan is created to ensure that housing is affordable for all income levels. The same affordability standards apply to all income levels. For example, a household that makes 80% of the AMI, which is \$76,800 or \$6,400 a month, can spend \$1,920 on mortgage or rent and utilities.

The table below summarizes the maximum monthly affordable housing costs for various income levels in Santaquin. The estimated maximum mortgage loan amount in the table below is based on a 30-year fixed rate loan at 5.5% interest and a 10% down payment and a monthly utility bill of \$350.



## 1: MODERATE INCOME HOUSING ELEMENT

**Table 3: Affordability Summary 2019**

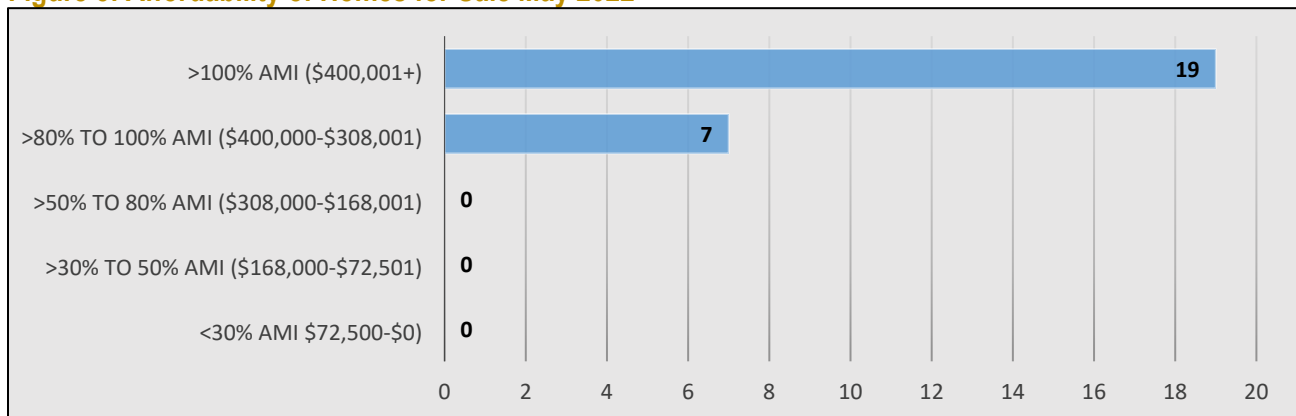
Household Income	Yearly Income	Monthly Income	Monthly Housing Expenses	Max. Mortgage Loan Amount
100% AMI	\$96,000	\$8,000	\$2,400	\$400,000
80% AMI	\$76,800	\$6,400	\$1,920	\$308,000
50 % AMI	\$48,000	\$4,000	\$1,200	\$168,000
30% AMI	\$28,800	\$2,400	\$720	\$72,500

Source: Information obtained from US Housing and Urban Development Income Limits Documentation System 2020([www.huduser.org](http://www.huduser.org))

Research conducted on [utahrealestate.com](http://utahrealestate.com) and [homes.ksl.com](http://homes.ksl.com) indicate that there were 26 homes for sale in Santaquin as of May 2022. Of the 26 homes available, 7 units are affordable to moderate income households and there are 0 homes available to low-income households.

There were 5 properties listed for rent on [zillow.com](http://zillow.com) and [rentler.com](http://rentler.com). Of the 5 properties available for rent, 1 was available to moderate income households and 4 were available to low-income households.

**Figure 5: Affordability of Homes for Sale May 2022**

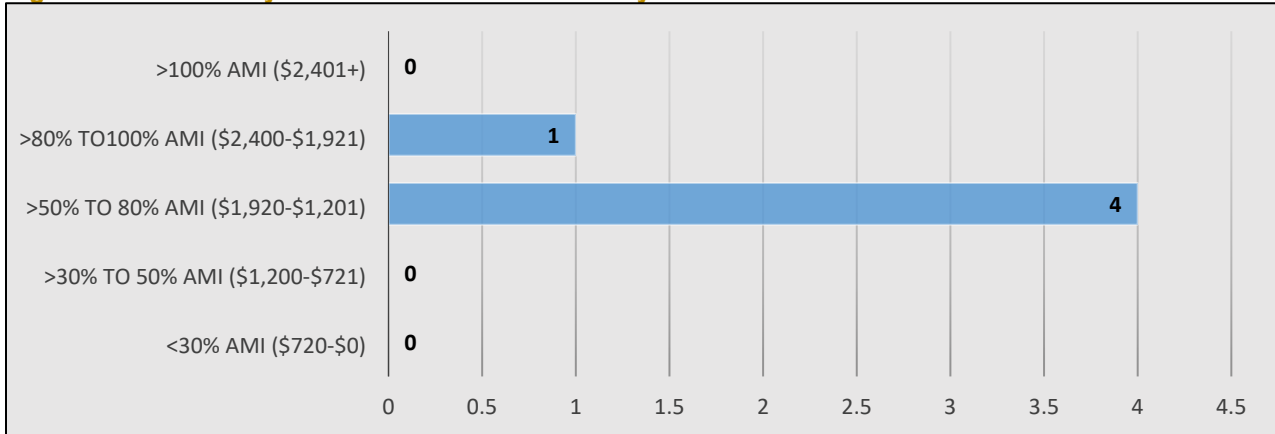


Source: [utahrealestate.com](http://utahrealestate.com), [homes.ksl.com](http://homes.ksl.com), May 2022



## 1: MODERATE INCOME HOUSING ELEMENT

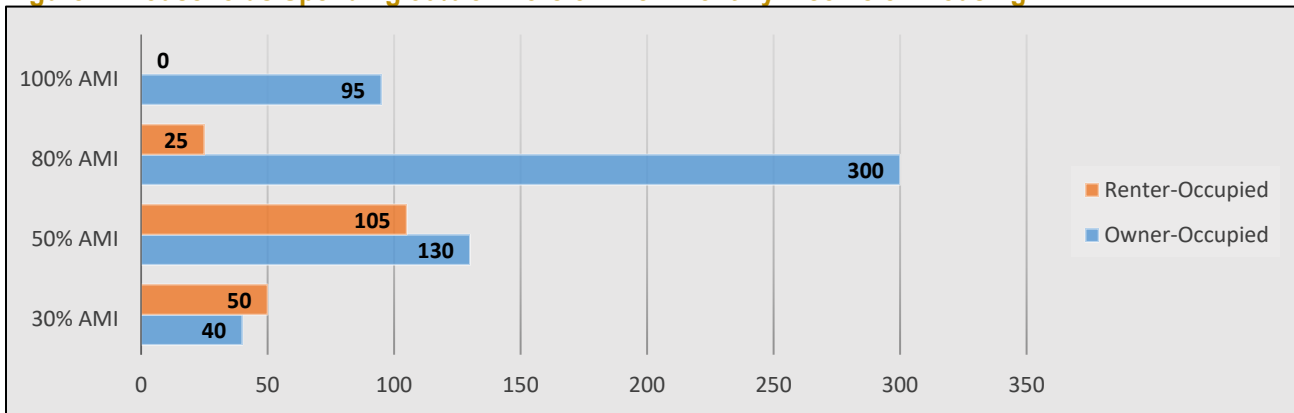
**Figure 6: Affordability of Available Rental Units May 2022**



Source: Zillow.com, Rentler.com, May 2022

The two figures below show the owner-occupied and renter-occupied households that are spending 30% or 50% of their monthly income on housing.

**Figure 7: Households Spending 30% or More of Their Monthly Income on Housing**

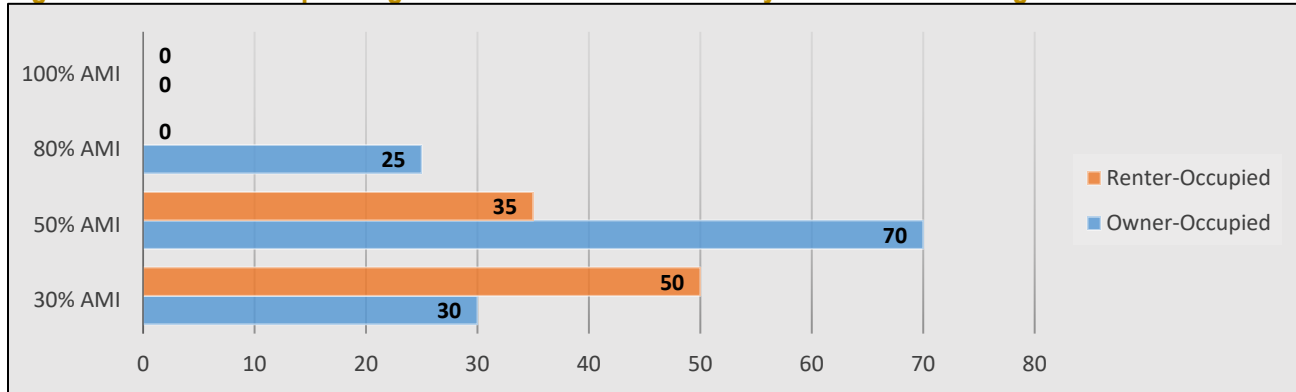


Source: Comprehensive Housing Affordability Strategy 2018 (huduser.gov)



## 1: MODERATE INCOME HOUSING ELEMENT

**Figure 8: Households Spending 50% or More of Their Monthly Income on Housing**



Source: Comprehensive Housing Affordability Strategy 2018 (huduser.gov)

### IV. Evaluation of How Existing Land Uses and Zones Affect Opportunities for Moderate Income Housing

Santaquin's affordable housing is primarily clustered near the center of town. This is primarily due to the zoning regulations that are in place and the age of the housing stock in this area. Some affordable housing is also found in newer, larger homes, where accessory apartments are located. Santaquin's zoning regulations allow for more affordable housing to get built in areas which are more readily serviced by public transit, services, and amenities.

Zoning around Main Street allows for multi-unit housing and even encourages more housing opportunities near the Central Business District. These areas are serviced by public transit and are within walking distance to businesses.

Most of the older homes in the core area include 2-3 bedroom structures on large lots. Santaquin allows for redevelopment and infill reduction standards within the core area of town to increase the amount of new affordable housing stock in the area. The infill reduction may allow for the square footage of the lot and the lot frontage to be reduced by 20% from what the underlying zone requires. This always for smaller more affordable lots and homes.

Other affordable units in the city are accessory dwelling units. They are sought by single person households and young families with limited incomes and older individuals, who also benefit from these units, since the rental income helps subsidize their retirement incomes. Attached accessory dwelling units are allowed in every residential zone in Santaquin. Detached accessory dwelling units are allowed in the R-8 Residential zone.

Santaquin also encourages higher densities within typical single-family zones by doing a Planned Unit Development (PUD). A PUD allows for additional multi-family and "starter





## 1: MODERATE INCOME HOUSING ELEMENT

home” dwellings. With the approved PUD’s in the City, there will continue to be multi-family and starter home dwellings for the foreseeable future.

### V. Santaquin’s Program to Encourage Moderate Income Housing for the Next Five Years

Providing a mix of residential densities, both in housing and parcel size throughout the community can stabilize home values, draw a variety of households to the City, and increase economic potential. Knowing this, Santaquin has zoning regulations near downtown that allows for more infill and high density developments where infrastructure is readily available. This directed growth will likely consist of smaller lots or higher density developments, which helps provide housing opportunities not readily available to those with extremely low income. It will also increase economic development potential and local business support in the downtown area. Areas which have not been developed yet or are currently in agriculture operations are slated for low density development (e.g. ranchettes, farmsteads) for those seeking larger properties and animal rights. Other lands within current developments are also being reserved for housing of attached single family homes or large lot estate homes. All of these efforts will strengthen the housing market around Santaquin while maintaining the affordability of homes.

Providing high density residential areas in strategic locations will be a priority. The objectives of establishing high density residential areas is to provide a residential environment within the city which is characterized by dwellings that may include attached and detached single-family homes, patio homes, townhomes or row-houses, duplex and apartments. These areas are situated to take advantage of existing public infrastructure, e.g. recreation facilities, utilities, services, schools and shopping centers. Proximity to these uses allows more community interaction with reduced dependence on automobiles with neighborhoods that are designed for walkability. Providing more density in these areas allows for development of properties with unique limitations due to size, configuration, location or price. These areas serve to recapture tax base opportunities lost by larger lot single family developments and increase the viability of commercial areas. The design of high density areas should integrate high quality materials and building character with integration to existing neighborhoods rather than create isolated and walled off housing projects. Allowing for more varied housing opportunities in the area can meet the needs of many levels of economic and demographic characteristics within the city, including young single professionals, recently married couples and elderly or retire couples or individuals that prefer less house size and less maintenance responsibilities

The following strategies and their corresponding implementation plans should be considered as the City reviews future residential development proposals



## 1: MODERATE INCOME HOUSING ELEMENT

### STRATEGIES AND IMPLEMENTATION PLANS:

Strategy 1 (E) Create or allow for, and reduce regulations related to, internal or detached accessory dwelling units in residential zones.

Implementation Plan – ~~Santaquin City will consider modifying zoning regulations to expand the area where detached accessory dwelling units are permitted. Considerations to permit detached accessory dwelling units in more residential zones will be reviewed on an annual basis. Additionally, e~~ Efforts will be made to provide an educational resource to the public so that the individual and community benefits of accessory dwelling units can be better understood. This will be accomplished by hosting an open house where residents can learn from City staff and local experts about the things that need to be done to construct an accessory dwelling unit on their property.

Benchmarks and Timeline – ~~A legislative process will be initiated by the end of 2022. Action taken to allow detached ADUs in more zone(s) and/or educational materials prepared for the residents that own property which qualify to have a detached ADU, will be implemented by October 1, 2023.~~ Coordination with local experts and other resources will start in the first few months of 2024 with an anticipated open house to occur in the late spring. Notices about the open house will be posted around the city and through various other means. Notification letters will also be sent to real property owners that are within a zone that allow accessory dwelling units.

Strategy 2 (L) Reduce, waive, or eliminate impact fees related to moderate income housing.

Implementation Plan – Santaquin City will work with third-party financial, engineering, and planning firms as each Santaquin City master plan is updated over the next five years to study utility efficiencies from accessory dwelling units which could proportionately reduce impact fees for accessory dwelling units. The City will start asking for this data in their request for proposals (RFP) and consider modifications to impact fees upon completion of each master plan update, accordingly.

Benchmarks and Timeline – In 202~~2~~<sup>3</sup>, the Parks, Recreation, Trails, and Open Space (PRTOS) Master Plan was completed and the City will work with a financial consultant to determine an appropriate amount to reduce the associated impact fees. The City Council will consider an amendment to the Fee Schedule to reduce the applicable impact fees



## 1: MODERATE INCOME HOUSING ELEMENT

~~in first few months of 2024. has started the process to be updated and it is expected that it will be completed before October 1, 2023. As this is done, Santaquin will work with our financial consultant to determine if an appropriate reduction, waiver, or elimination of the applicable impact fee for accessory dwelling units is justified.~~

### Strategy 3 (F)

Zone or rezone for higher density or moderate-income residential development in commercial or mixed-use zones near major transit investment corridors, commercial centers, or employment centers.

Implementation Plan – Santaquin City will work with landowners, developers, ~~and or~~ builders to develop and/or redevelop property that is ~~commercially zoned that is near commercial or mixed use areas, and identified as being effectively located near public transportation, commercial activities, and other services, to include moderate-income housing.~~ Santaquin City officials will identify specific areas for consideration and will proactively contact property owners to explore opportunities.

Benchmarks and Timeline – Santaquin City Officials will identify strategic areas and contact property owners in those identified areas to discuss the potential of rezoning property to facilitate moderate-income residential developments. Discussions and planning will take place before ~~October~~ August 1, 2023~~4~~.

### Strategy 4 (B)

~~Develop a moderate-income housing project for residents who are disabled or 55 years old or older.~~

~~Implementation Plan – Santaquin City will work with landowners, developers, and builders to develop and/or redevelop property for a senior-oriented community that qualifies as moderate-income housing. Santaquin City officials will identify specific areas for consideration and will proactively contact property owners to explore opportunities.~~

~~Benchmarks and Timeline – Santaquin City Officials will identify strategic areas and contact property owners in those identified areas to facilitate a development that would serve residents who are disabled or who are 55+ years old. Discussions and planning will take place before October 1, 2023.~~

Demonstrate investment in the rehabilitation or expansion of infrastructure that facilitates the construction of moderate income housing.



## 1: MODERATE INCOME HOUSING ELEMENT

Implementation Plan – Santaquin City will start work on expanding the City’s Water Reclamation Facility (WRF). This work will allow for the City to maintain relatively lower sewer fees that are charged to all residents, including those who live in or desire to live in moderate income housing. To demonstrate the benefit of the expansion of the WRF, the City will gather sewer rate data from nearby communities to compare to Santaquin City’s sewer rates.

Benchmarks and Timeline – In the first few months of 2024, The Santaquin City Council will initiate a contract to start the design of the next phase of the expansion of the WRF.

### Strategy 5 (J)

Implement zoning incentives for moderate income units in new developments.

Implementation Plan – Santaquin City will consider modifying zoning regulations to reduce the minimum square footage requirements for various residential unit sizes in the Main Street Business Districts (MSBD) zone. ~~include moderate income housing as a way to earn a density bonus in a Planned Unit Development (PUD).~~

Benchmarks and Timeline – A legislative process will be initiated by July 1, 202~~3~~4. Possible action will be implemented by ~~October~~ August 1, 202~~3~~4.