



## **RESOLUTION 05-01-2021**

**ADOPTION OF THE TENTATIVE FY2021/2022 BUDGET FOR  
SANTAQUIN CITY AND ITS THREE SUB-ORGANIZATIONS:  
SANTAQUIN CITY COMMUNITY DEVELOPMENT AND RENEWAL  
AGENCY, SANTAQUIN CITY LOCAL BUILDING AUTHORITY,  
AND THE SANTAQUIN WATER DISTRICT**

**BE IT HEREBY RESOLVED:**

**SECTION 1:** The attached documents represent the Tentative Budget for Santaquin City Corporation and its three sub-organizations: Santaquin City Community Development and Renewal Agency, Santaquin City Local Building Authority, and the Santaquin Water District for the Fiscal Year 2021/2022.

**SECTION 2:** This Resolution shall become effective upon passage.

Approved on the 4<sup>th</sup> day of May 2021.

---

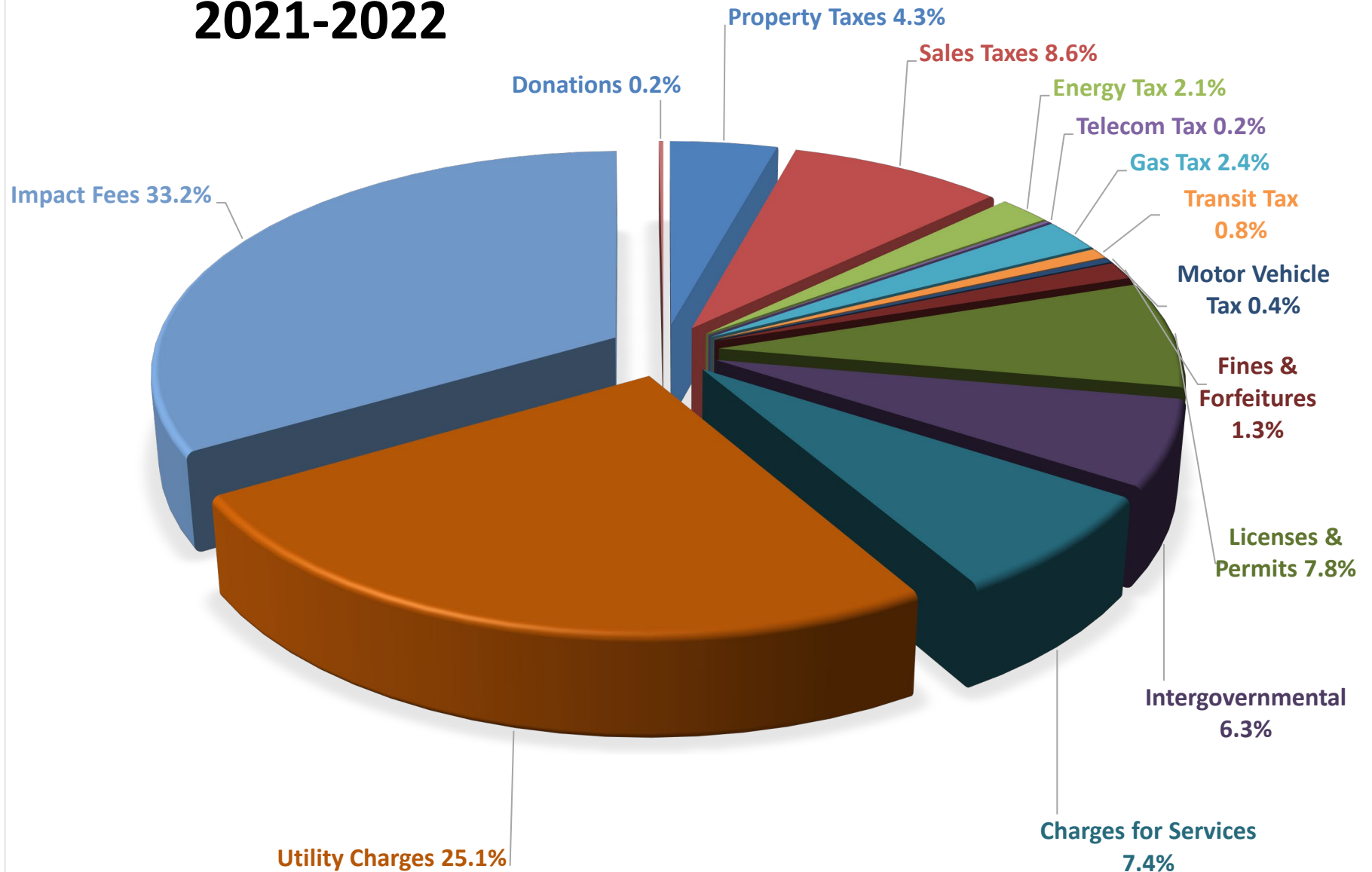
Kirk F. Hunsaker, Mayor

Attest:

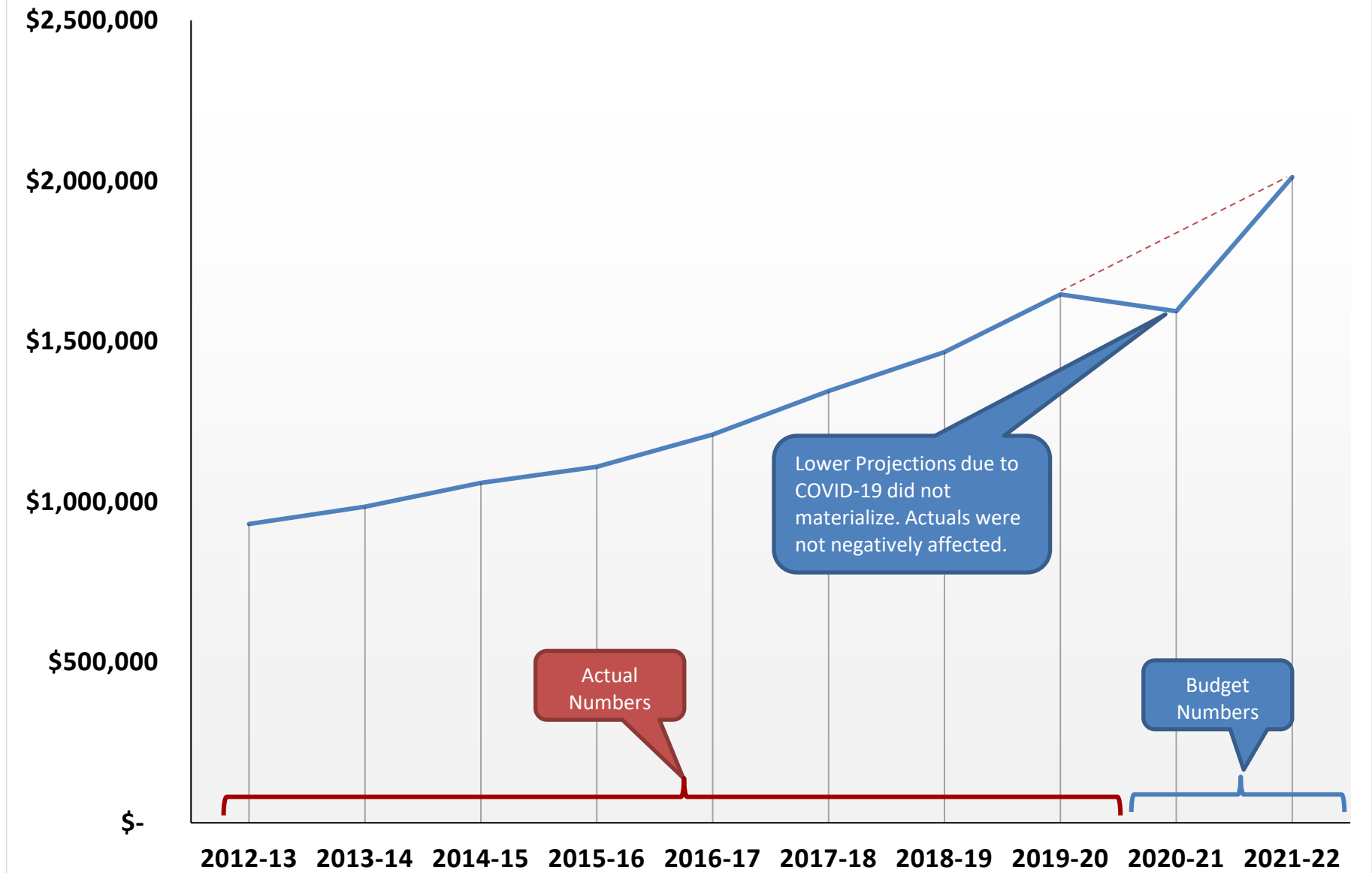
---

K. Aaron Shirley, City Recorder

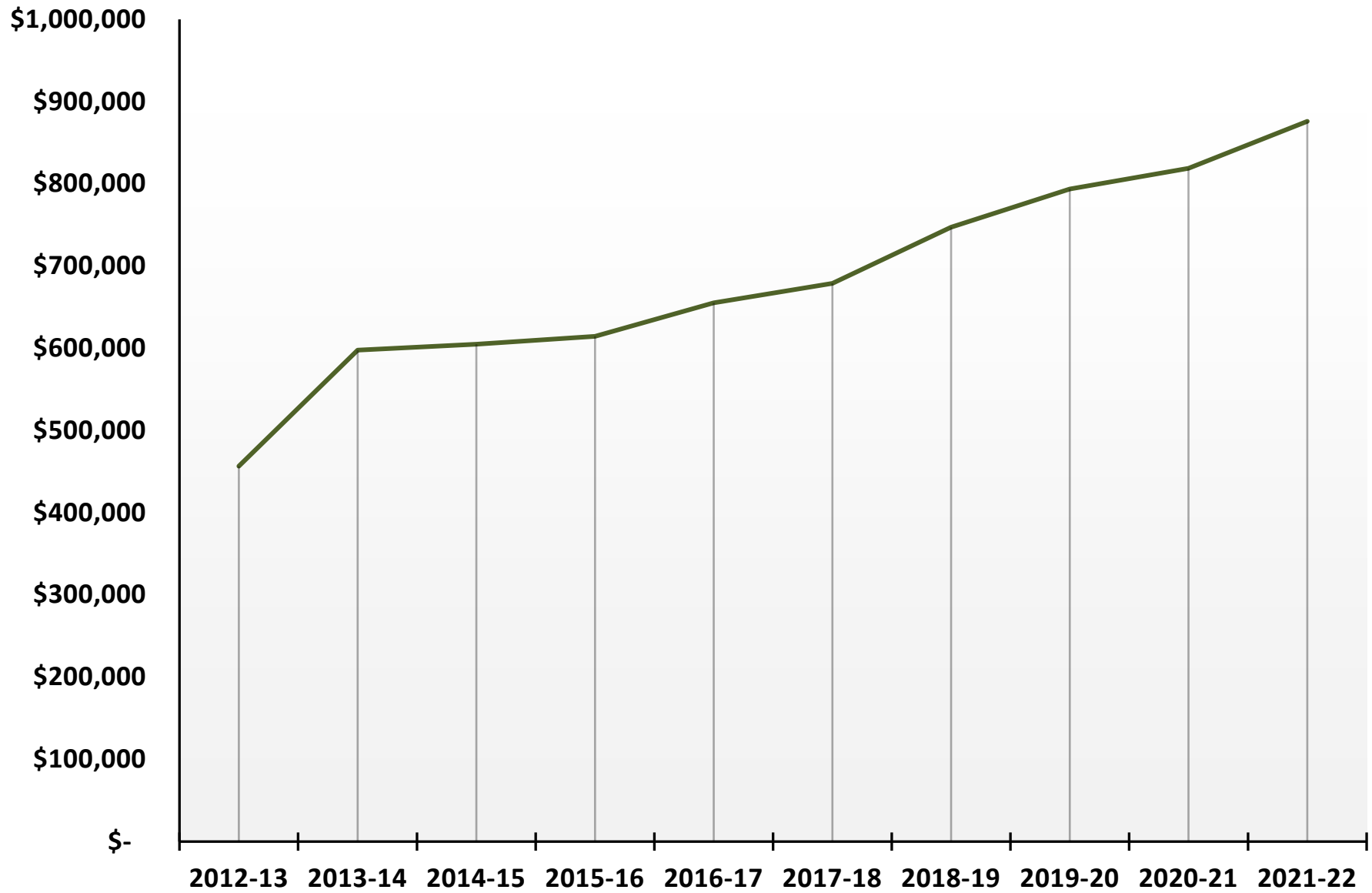
# Santaquin City Revenue 2021-2022



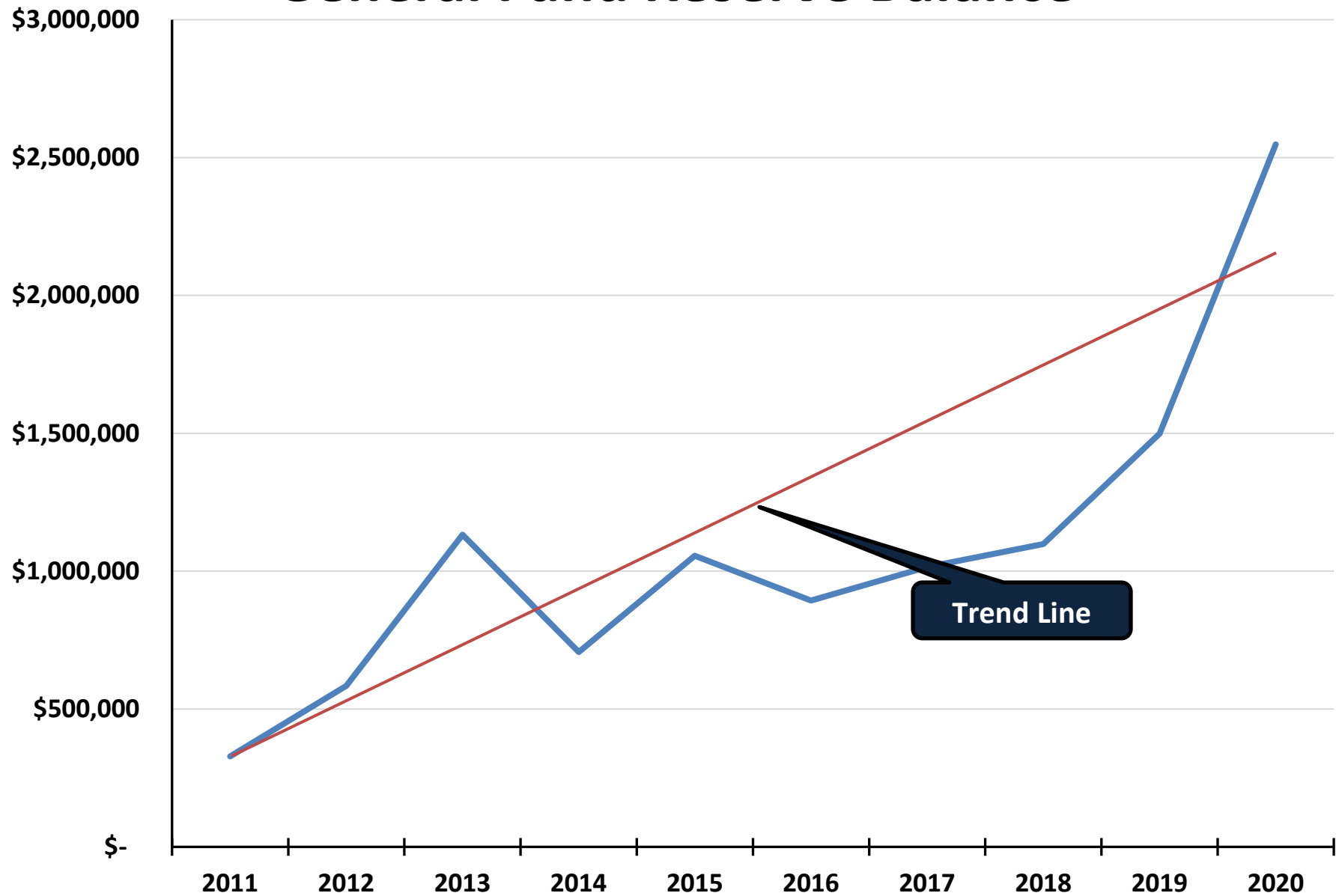
# Sales Taxes



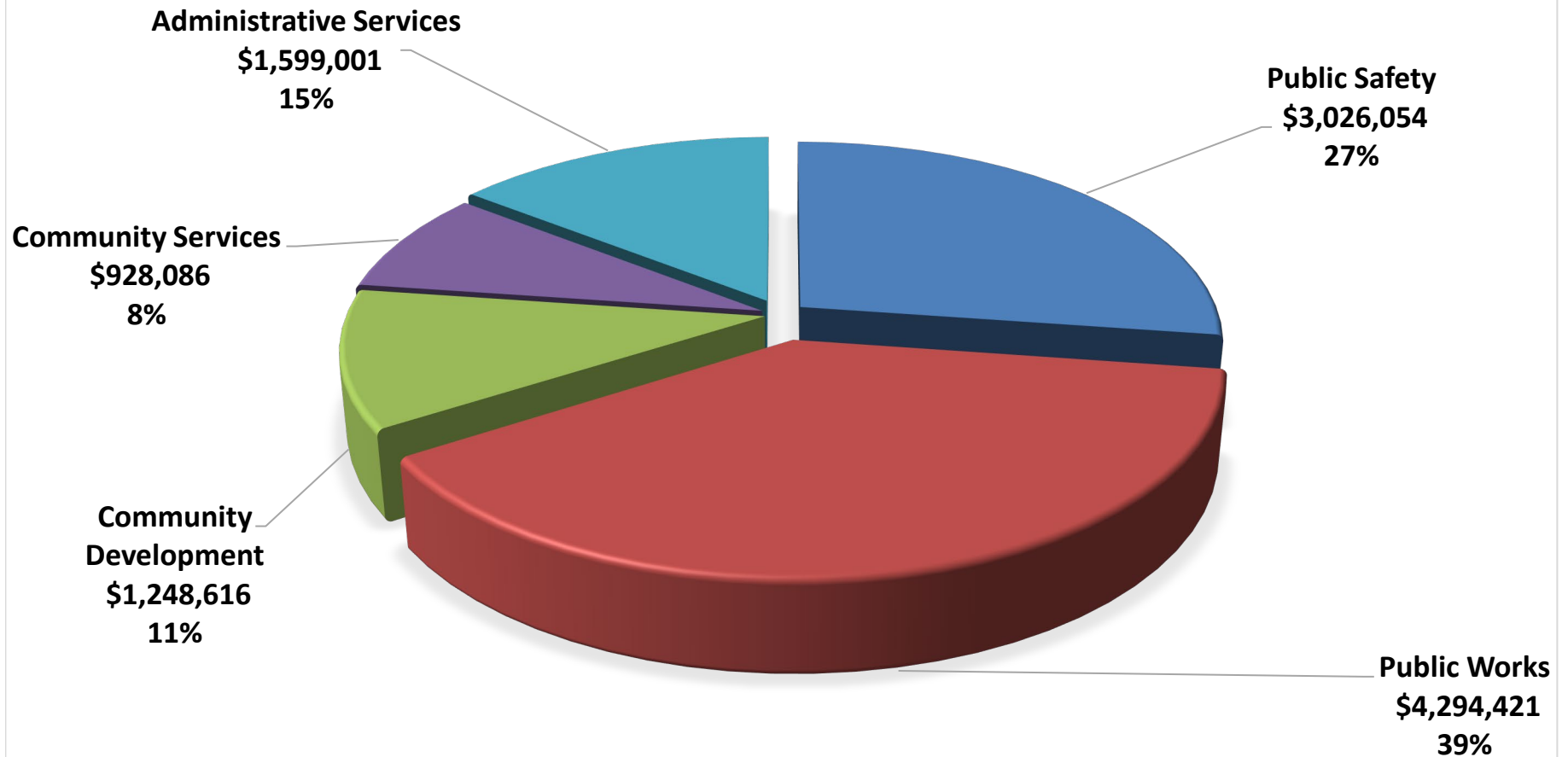
# Property Taxes



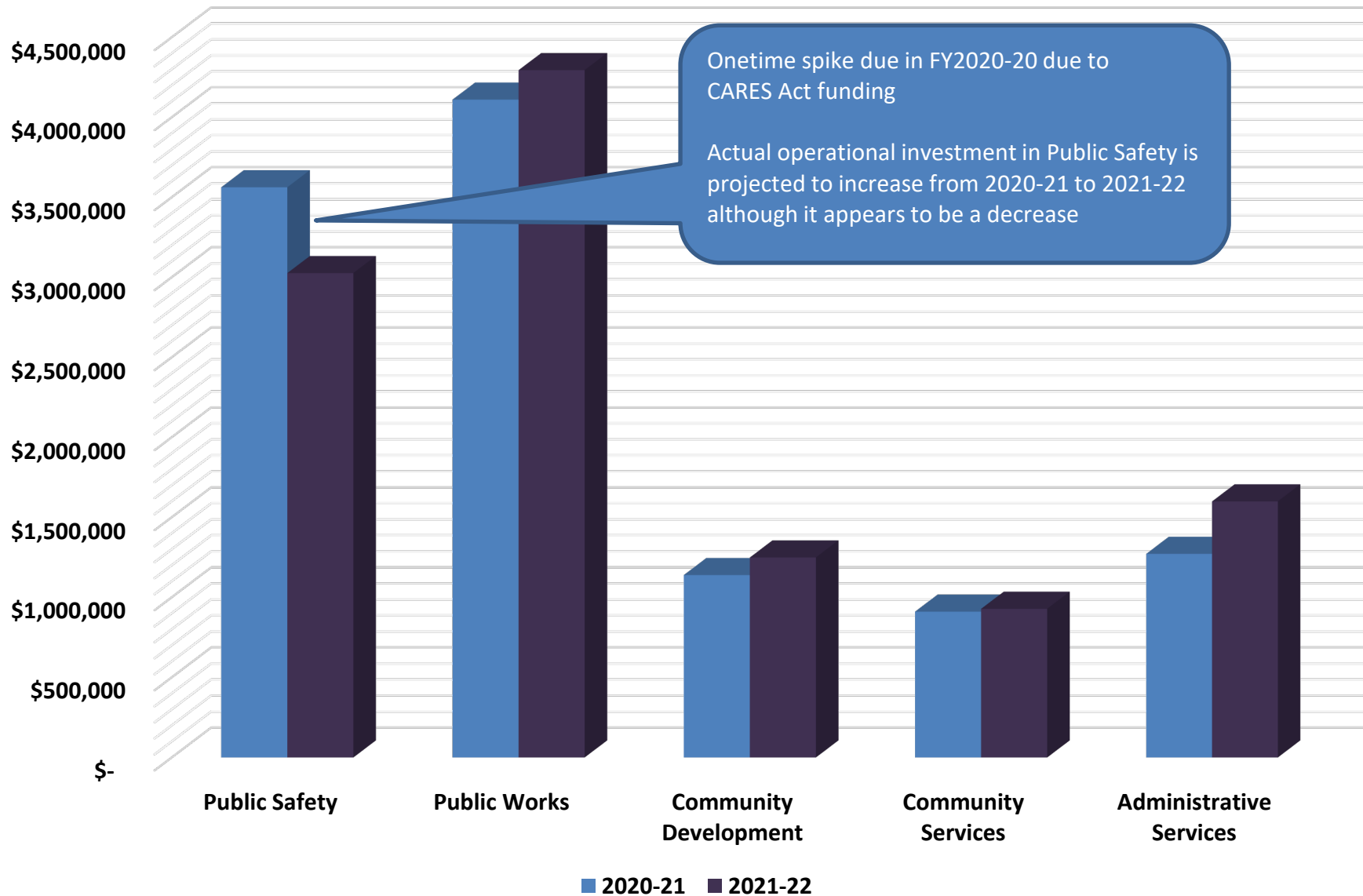
# General Fund Reserve Balance



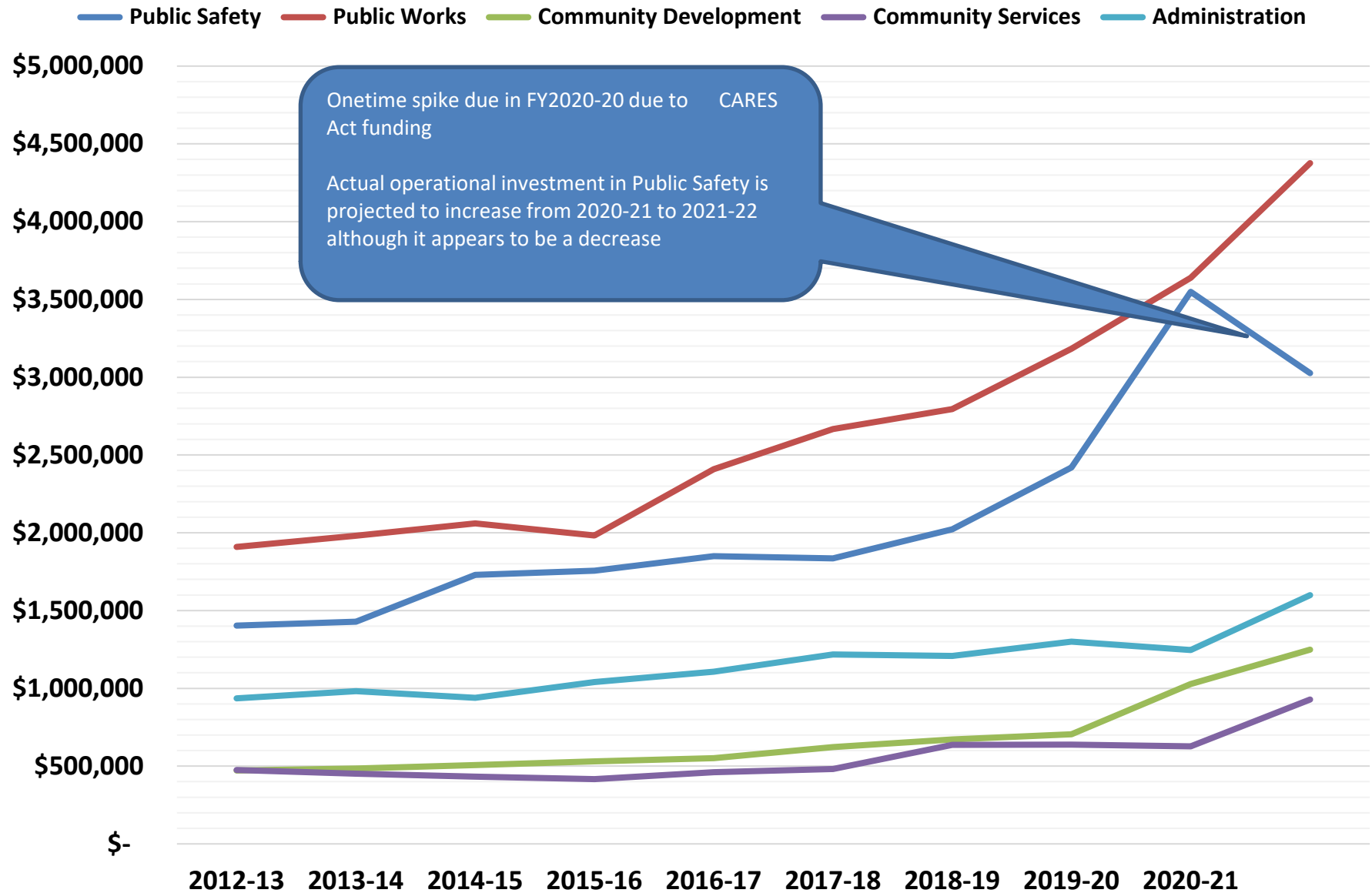
# Santaquin City 2021-2022 Operational Budget (ALL FUNDS)



# Year over Year Comparison by Functional Area

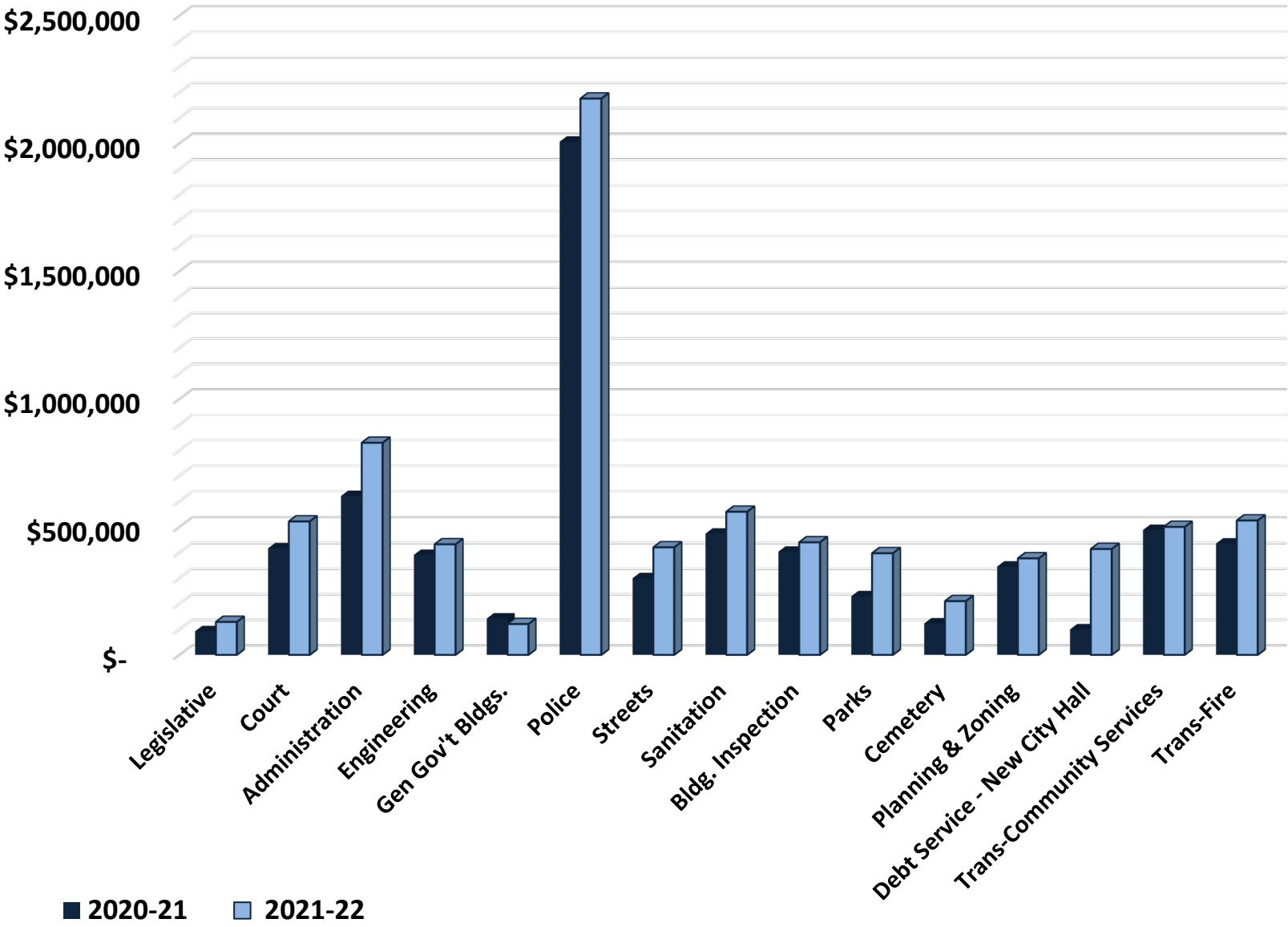


# Santaquin City Growth by Functional Area

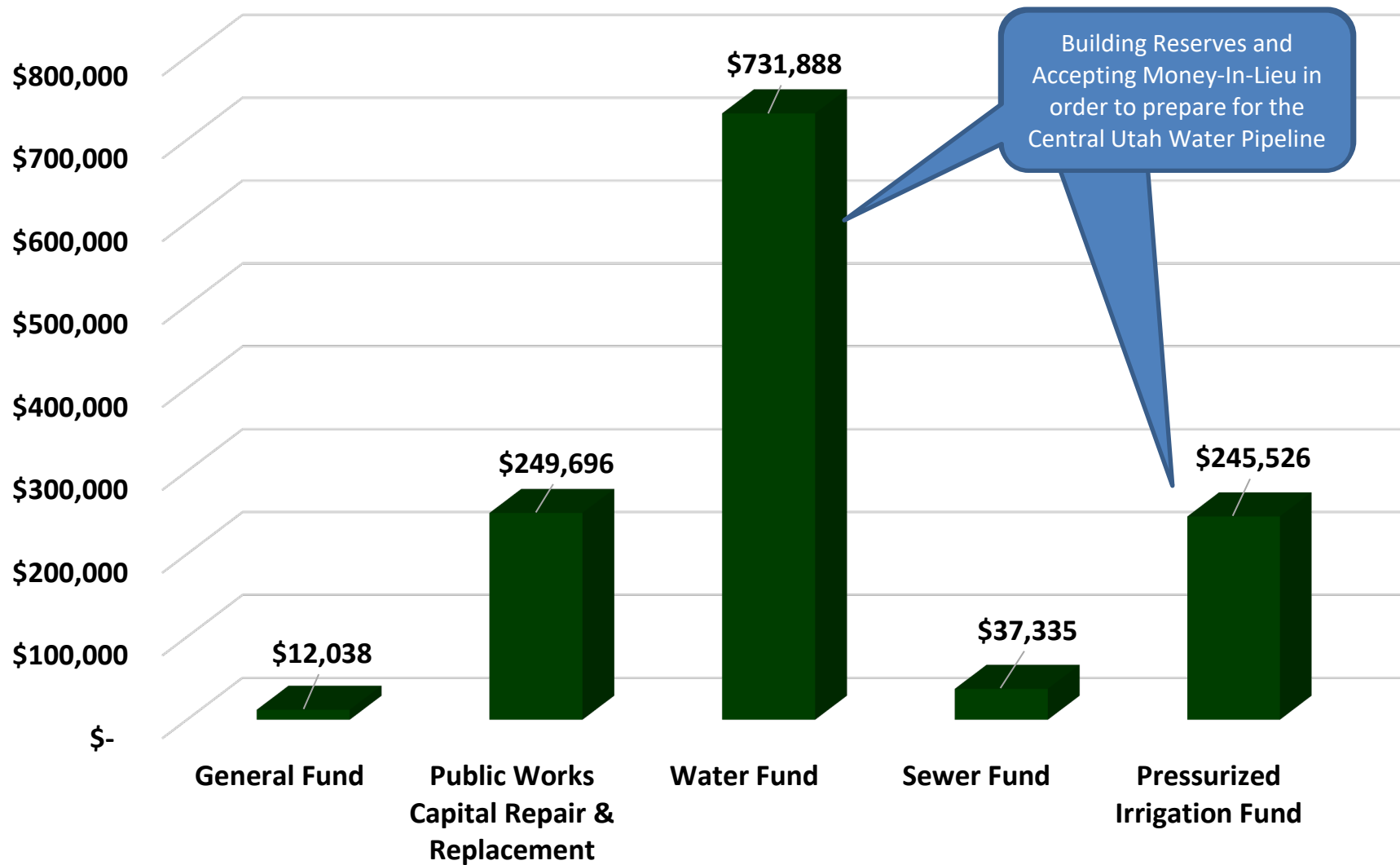




# General Fund Budget by Department



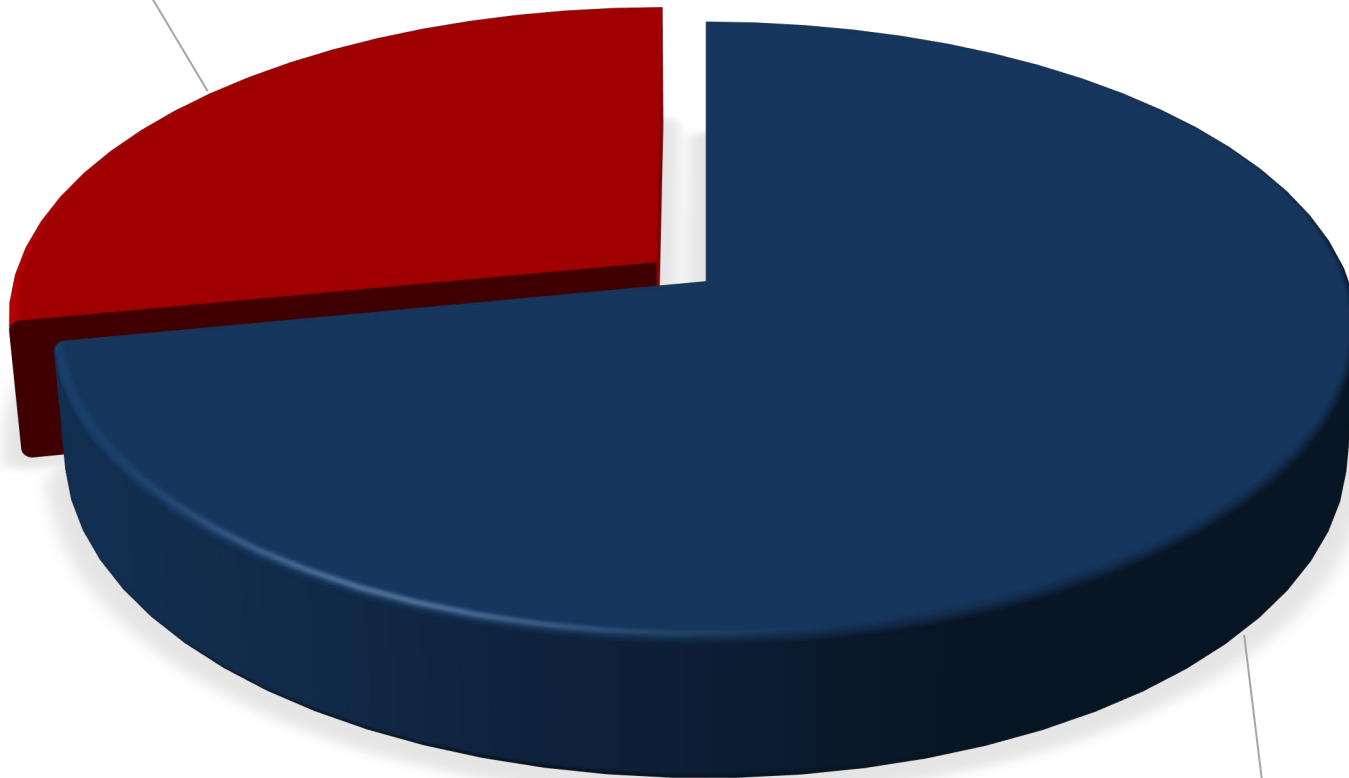
# Projected Increases to Fund Balance Reserves 2021-2022



# Public Safety Functional Area

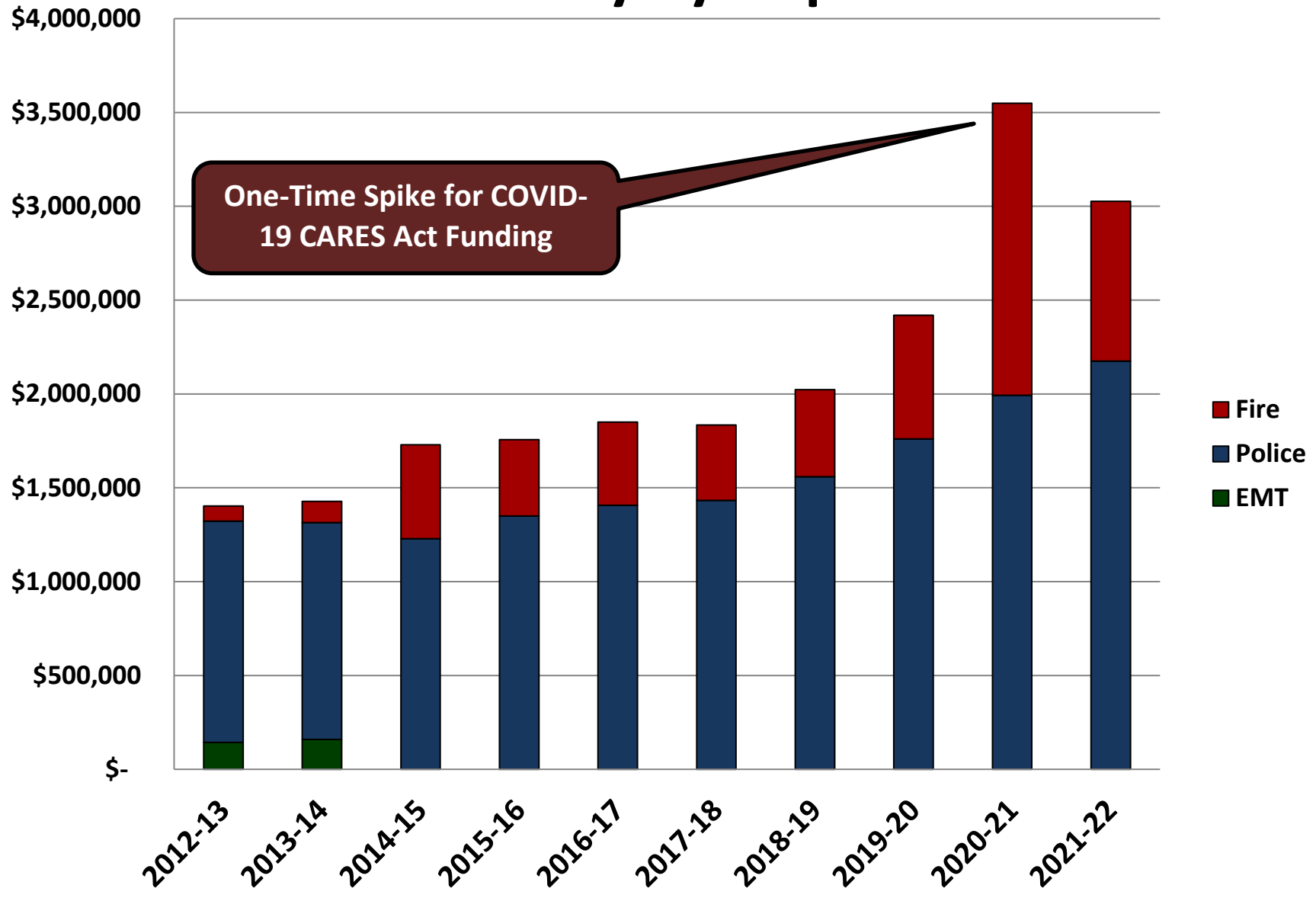
## 2021-2022

Fire Department  
\$851,047  
28%



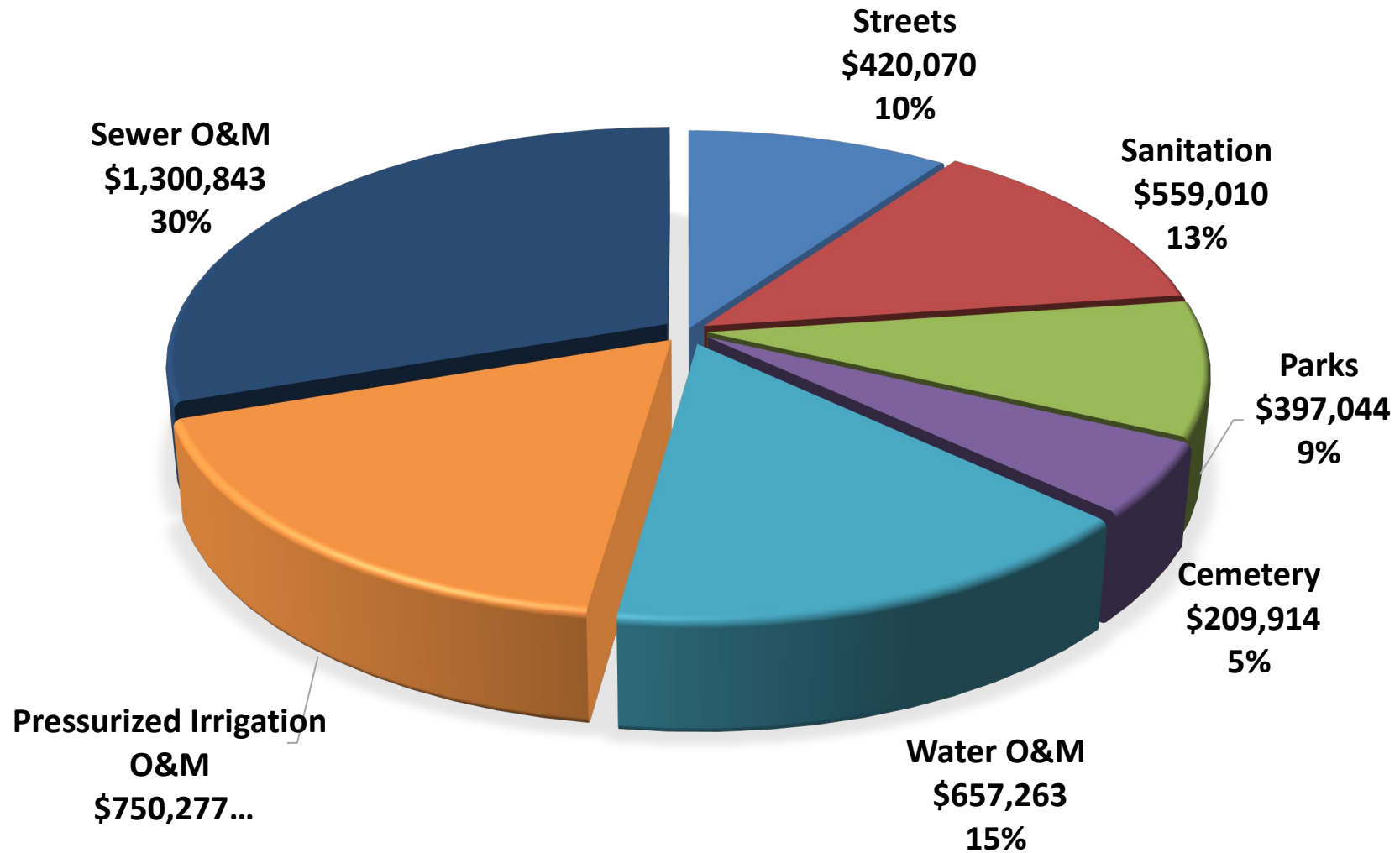
Police Department  
\$2,175,007  
72%

# Public Safety by Department

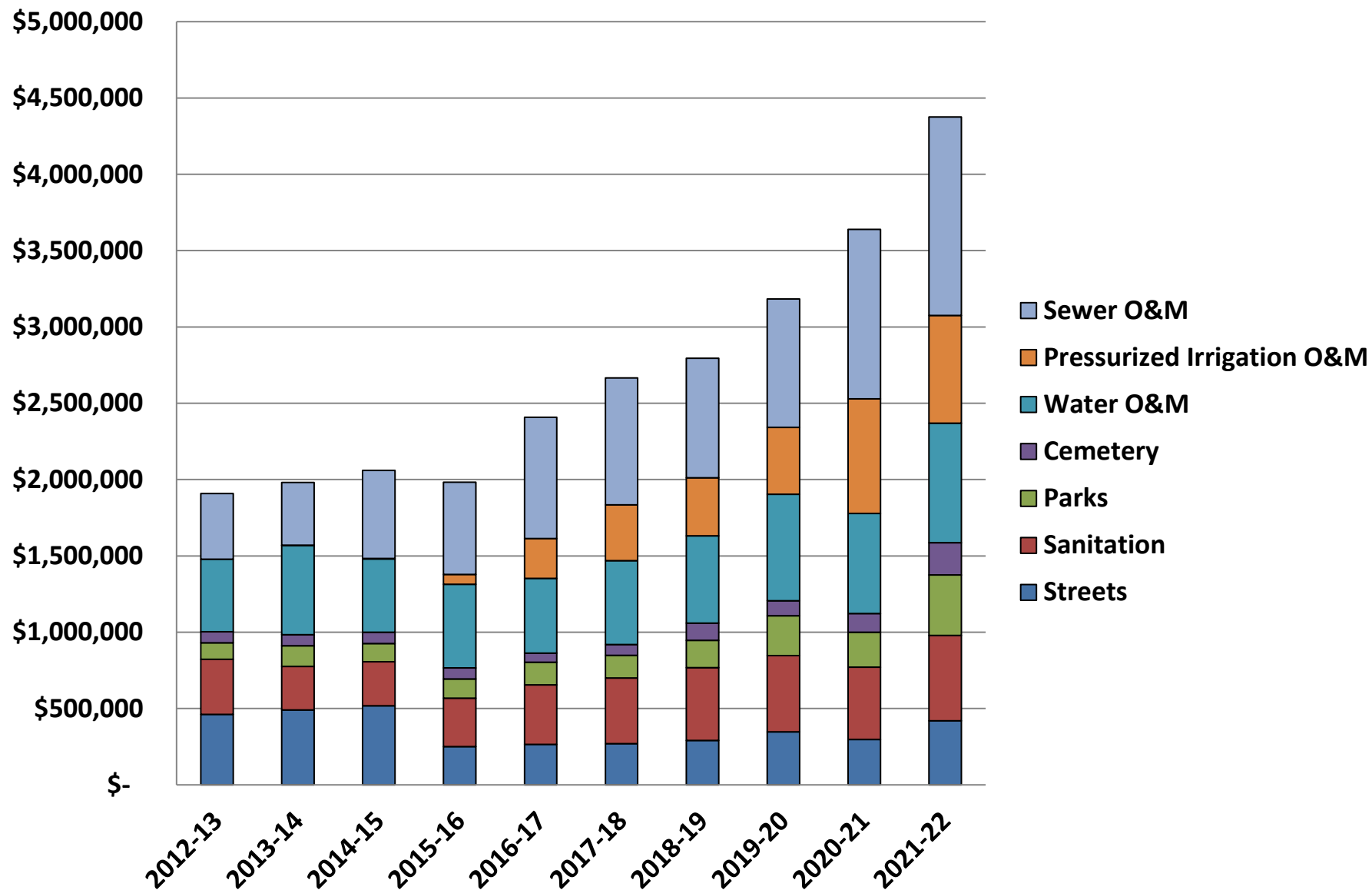


# Public Works - All Funds

## 2021-2022

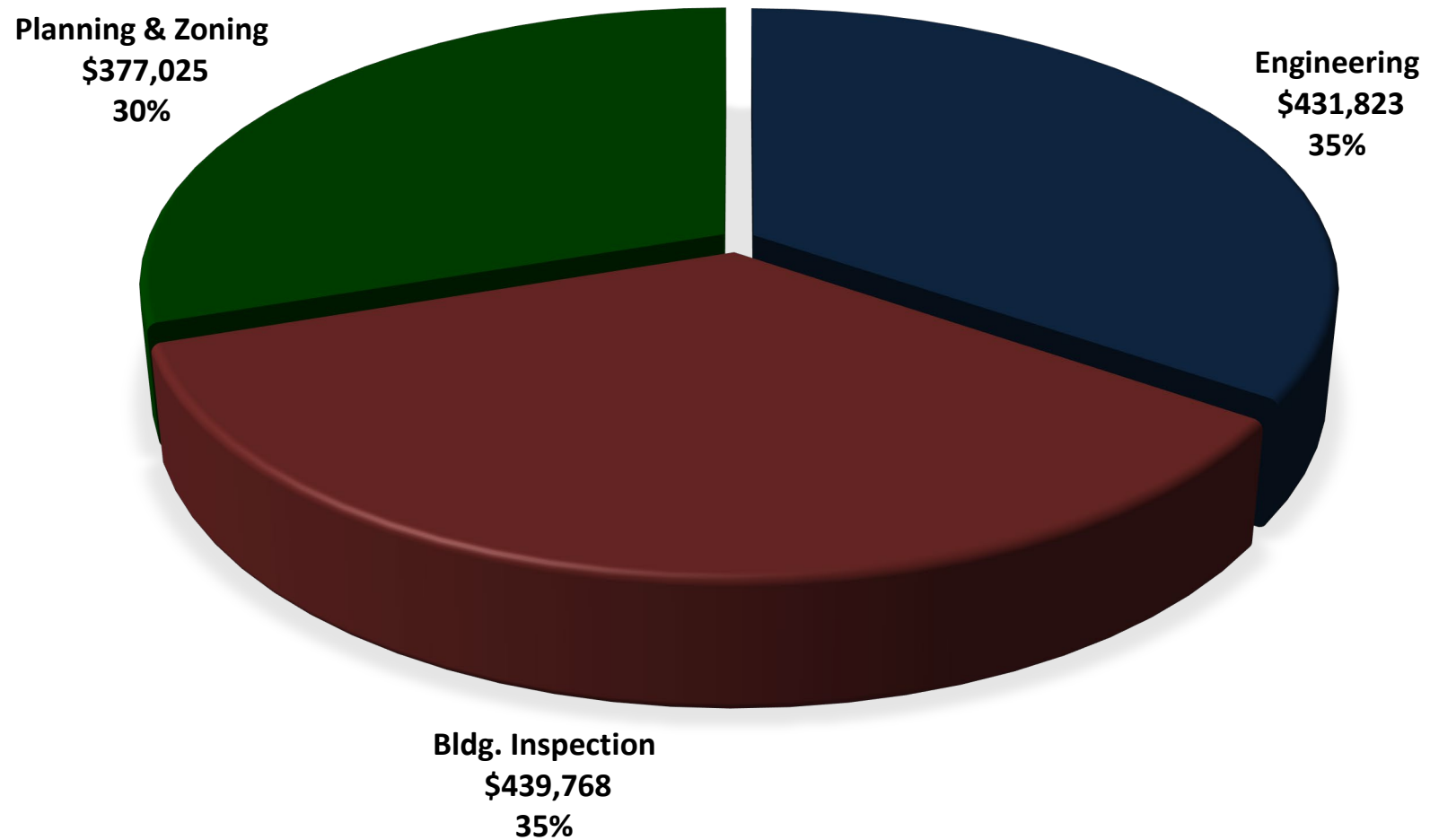


# Public Works by Department

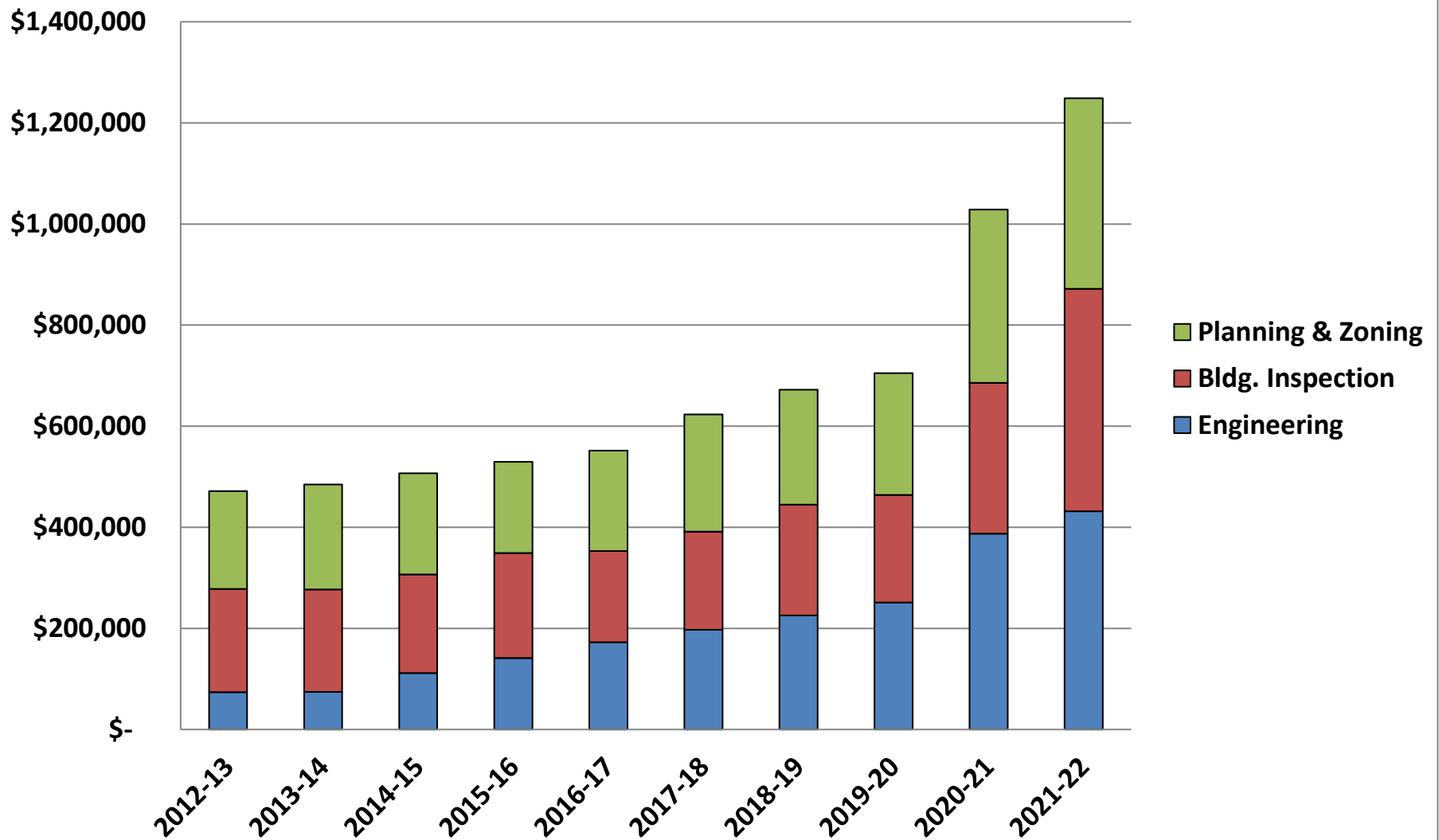


# Community Development Department

## 2021-2022



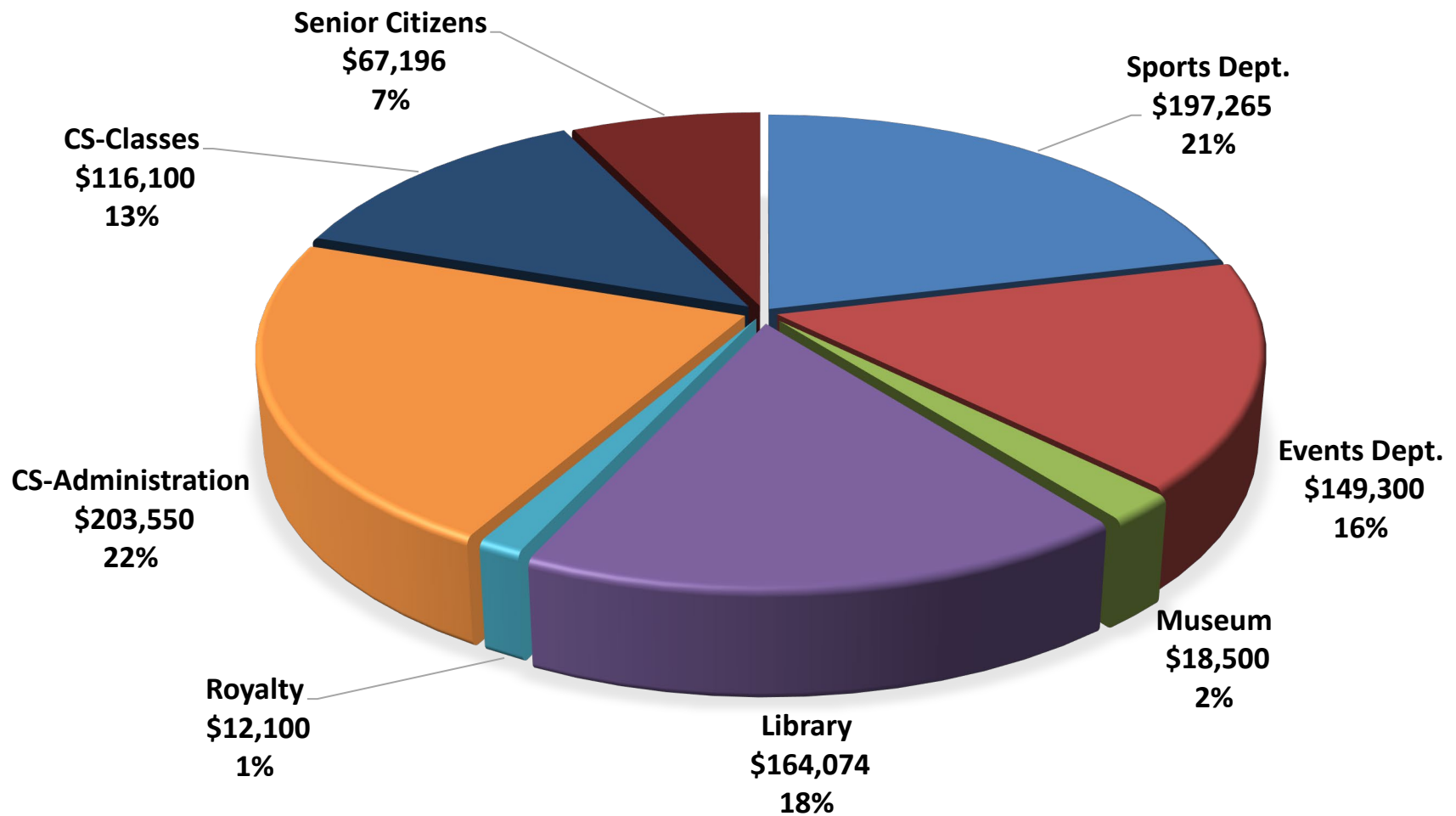
# Community Development by Department



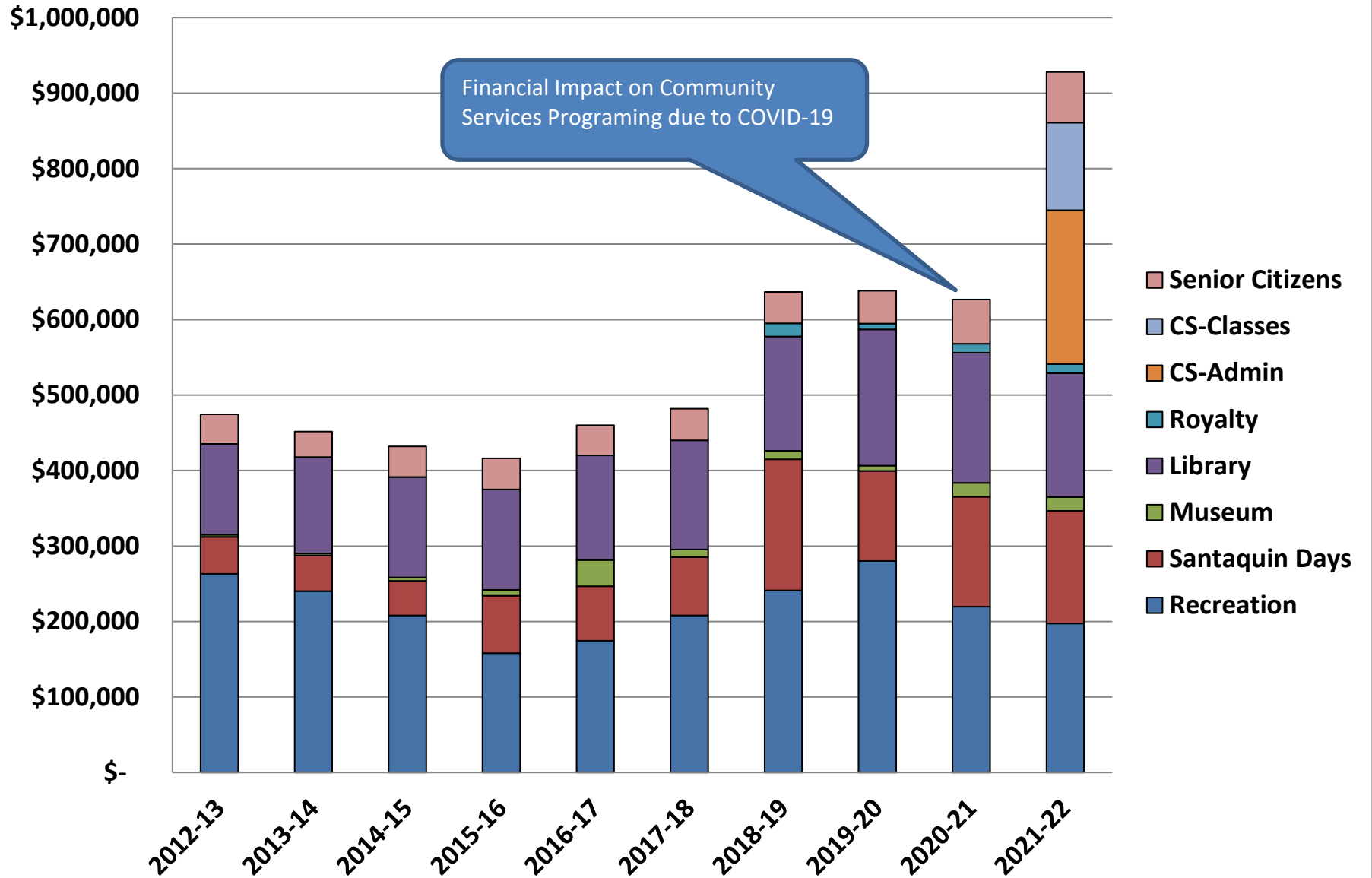


# Community Services Department

## 2021-2022

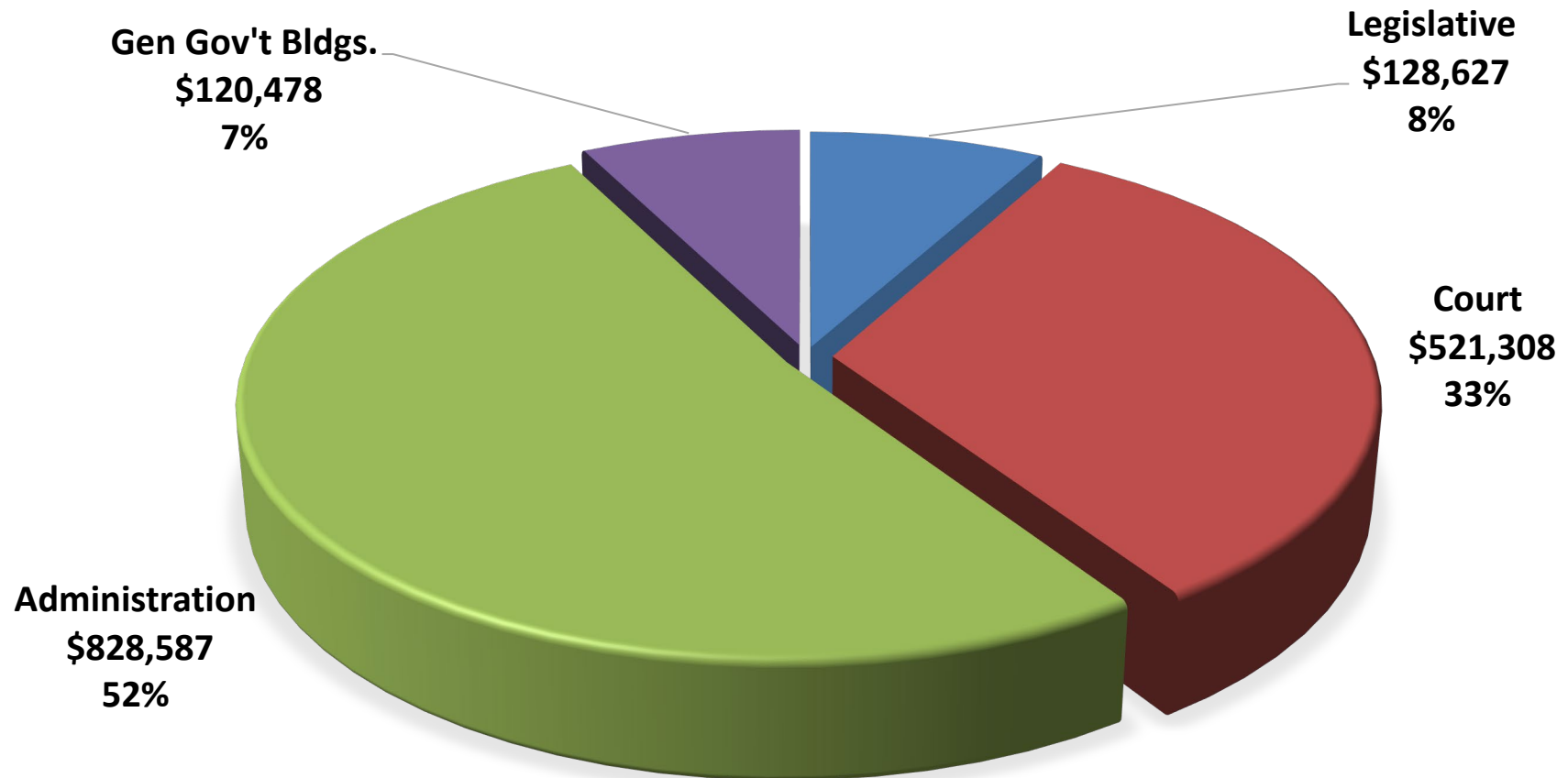


# Community Services by Department

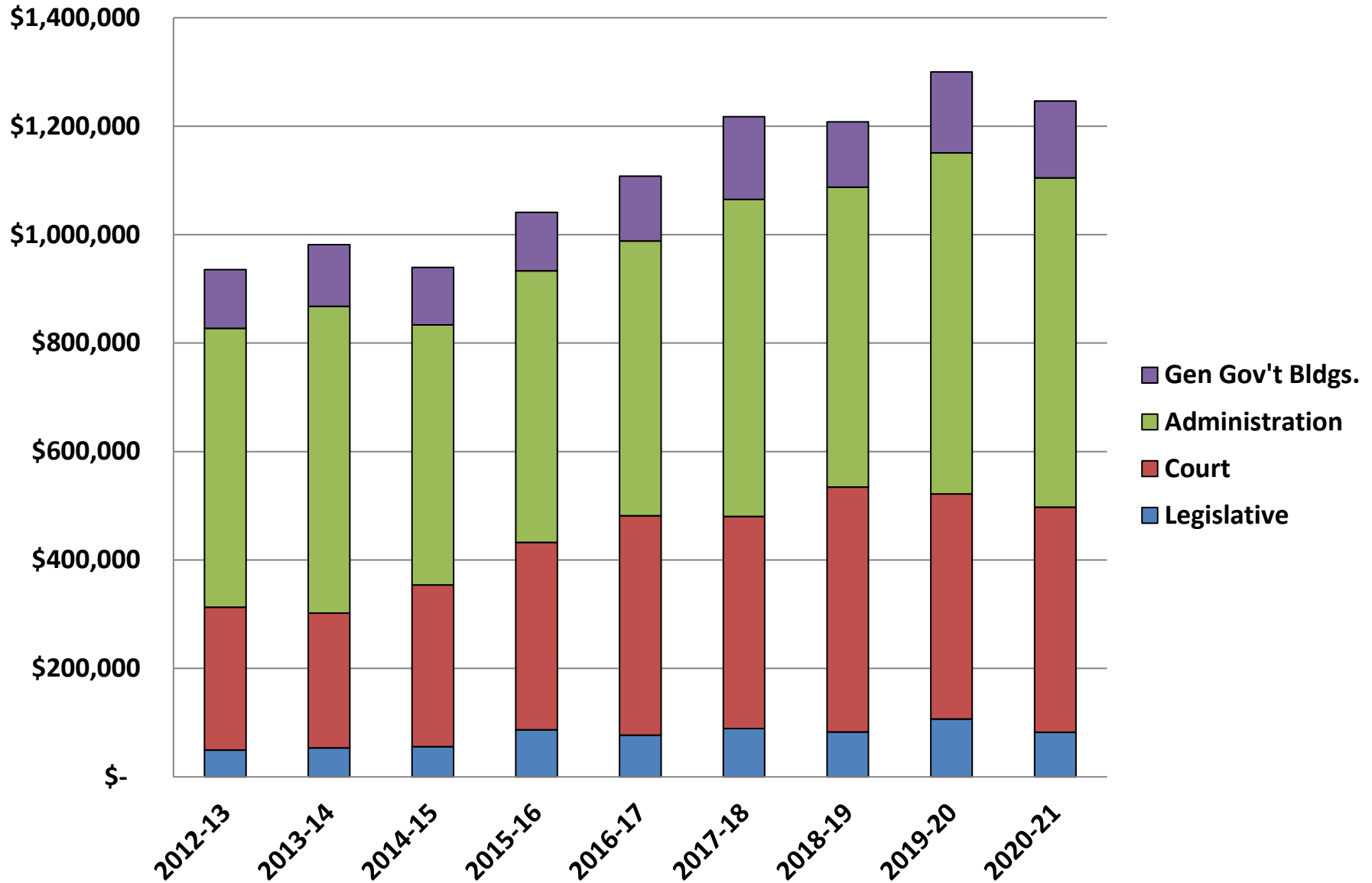


# Administrative Services

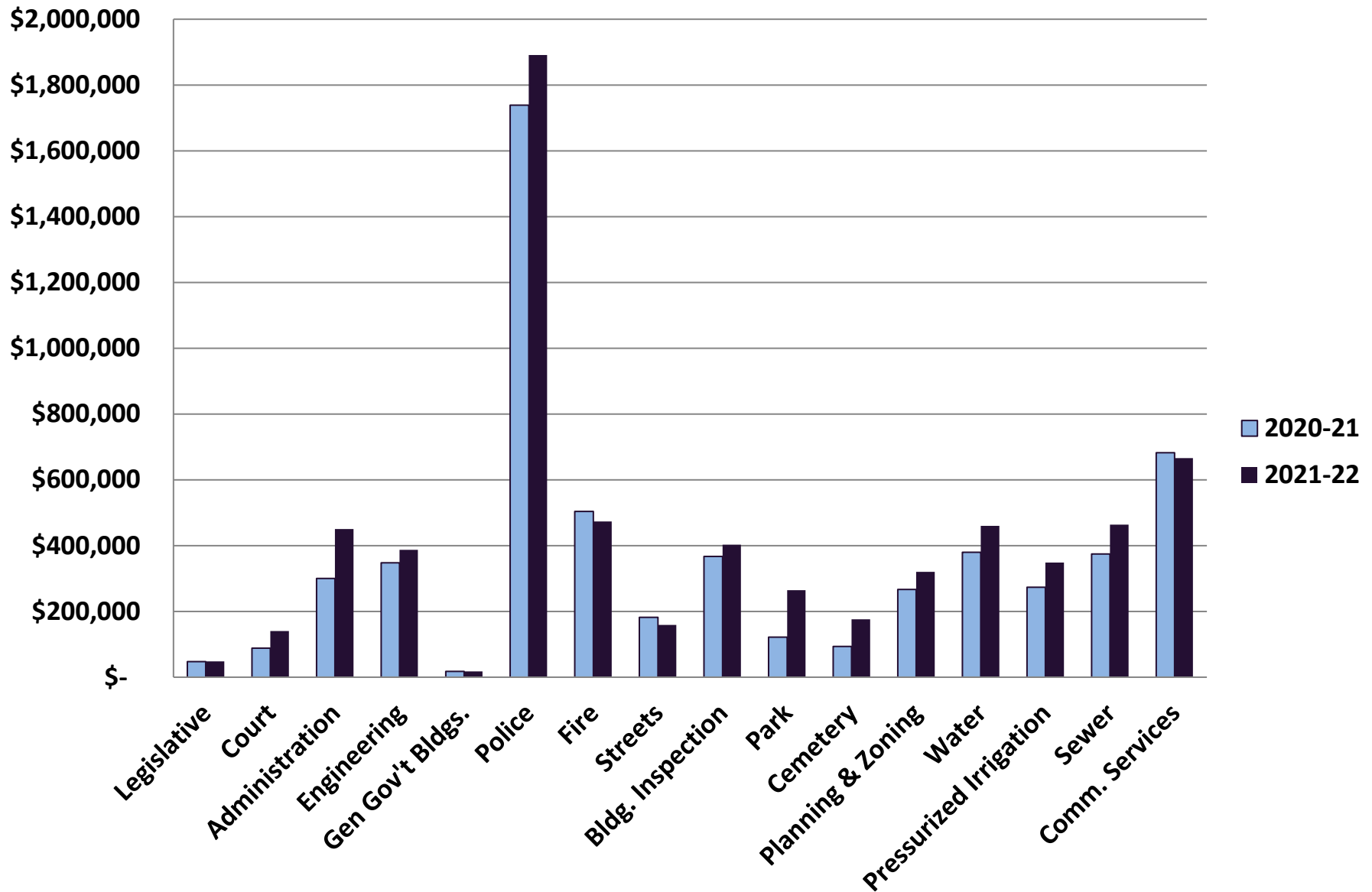
## 2021-2022



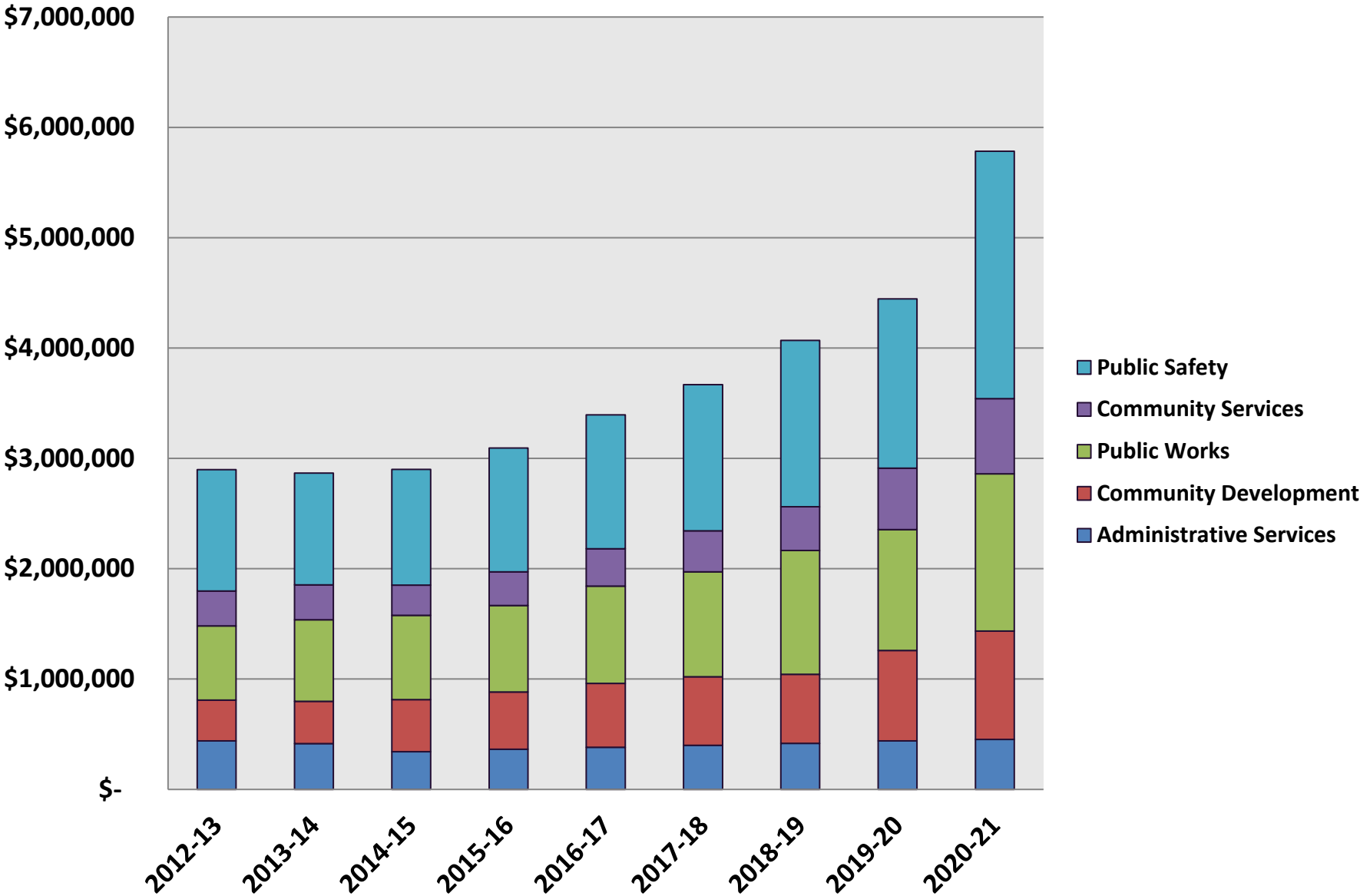
# Administrative Services by Department



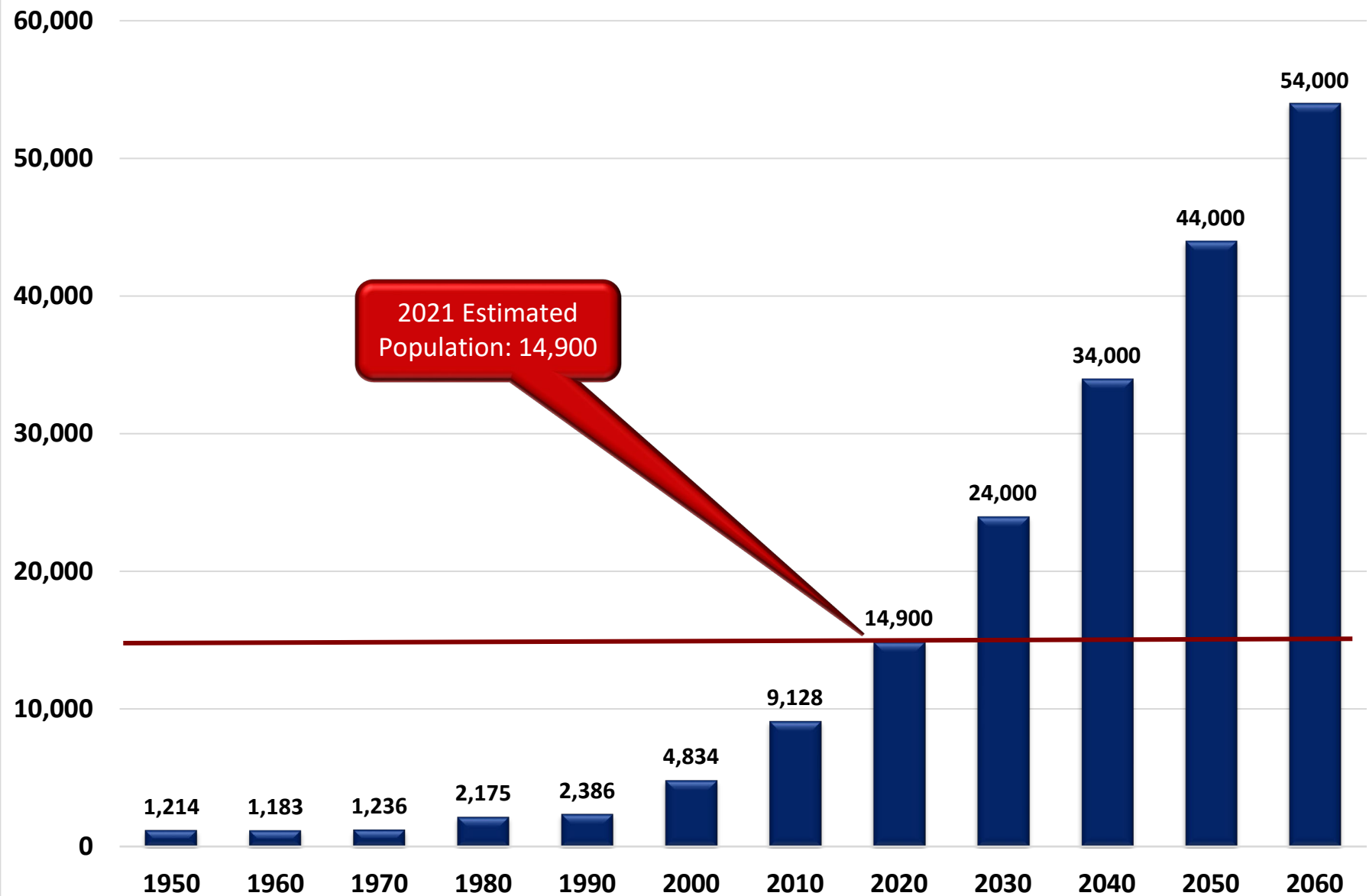
# Wages by Department - Year over Year



# Wages by Functional Area



# Santaquin Historic Population and Projections



# Santaquin City

## 2021-2022 Tentative Budget

Account Number	Description	Actuals (2019-2020)	Revised Budget (2020-2021)	Actuals (2020-2021)	Projected Budget (2021-2022)	%Chg.	\$ Chg.
<b>GENERAL FUND</b>							
<b>REVENUES:</b>							
<b><u>TAXES</u></b>							
10-31-100	CURRENT YEAR PROPERTY TAXES	\$793,727	\$818,708	\$844,542	<b>\$876,000</b>	7.0%	\$ 57,292
10-31-200	PRIOR YEAR PROPERTY TAXES	\$60,951	\$70,000	\$35,983	<b>\$50,000</b>	-28.6%	\$ (20,000)
10-31-300	SALES AND USE TAXES	\$1,646,451	\$1,821,451	\$1,508,529	<b>\$2,012,000</b>	10.5%	\$ 190,549
10-31-350	MASS TRANS-UTA	\$135,696	\$130,000	\$134,675	<b>\$175,000</b>	34.6%	\$ 45,000
10-31-351	MASS TRANS-UTA (PASS THRU)	\$1,883	\$2,400	\$1,609	<b>\$2,000</b>	-16.7%	\$ (400)
10-31-400	MUNICIPAL TAX	\$12,740	\$20,000	\$5,929	<b>\$8,000</b>	-60.0%	\$ (12,000)
10-31-410	ELECTRICITY FRANCHISE TAX	\$267,636	\$292,000	\$248,588	<b>\$330,000</b>	13.0%	\$ 38,000
10-31-420	TELECOMMUNICATION FRANCHISE TAX	\$45,640	\$52,000	\$27,811	<b>\$37,000</b>	-28.8%	\$ (15,000)
10-31-430	NATURAL GAS FRANCHISE TAX	\$137,647	\$130,000	\$113,852	<b>\$150,000</b>	15.4%	\$ 20,000
10-31-440	CABLE TV FRANCHISE TAX	\$10,774	\$12,000	\$7,816	<b>\$11,000</b>	-8.3%	\$ (1,000)
10-31-500	MOTOR VEHICLE	\$81,144	\$85,000	\$63,848	<b>\$85,000</b>	0.0%	\$ -
10-31-900	PENALTY & INT ON DELINQ TAXES	\$1,350	\$3,500	\$715	<b>\$1,000</b>	-71.4%	\$ (2,500)
TOTAL TAXES		<b>\$3,195,638</b>	<b>\$3,437,059</b>	<b>\$2,993,896</b>	<b>\$3,737,000</b>	8.7%	\$ 299,941
<b><u>LICENSES AND PERMITS</u></b>							
10-32-100	BUSINESS LICENSES AND PERMITS	\$6,205	\$9,200	\$6,165	<b>\$7,500</b>	-18.5%	\$ (1,700)
10-32-210	BUILDING PERMITS	\$853,078	\$1,104,665	\$1,211,170	<b>\$1,700,000</b>	53.9%	\$ 595,335
10-32-220	PLANNING & ZONING FEES	\$172,064	\$200,000	\$82,037	<b>\$120,000</b>	-40.0%	\$ (80,000)
10-32-250	ANIMAL LICENSES	\$1,470	\$1,000	\$595	<b>\$1,200</b>	20.0%	\$ 200
TOTAL LICENSES AND PERMITS		<b>\$1,032,818</b>	<b>\$1,314,865</b>	<b>\$1,299,966</b>	<b>\$1,828,700</b>	39.1%	\$ 513,835
<b><u>INTERGOVERNMENTAL REVENUE</u></b>							
10-33-000	CARES ACT GRANT	\$563,828	\$0	-\$563,828	<b>\$0</b>	0.0%	\$ -



# Santaquin City

## 2021-2022 Tentative Budget

Account Number	Description	Actuals (2019-2020)	Revised Budget (2020-2021)	Actuals (2020-2021)	Projected Budget (2021-2022)	%Chg.	\$ Chg.
10-33-100	FEDERAL GRANTS (PUBLIC SAFETY)	\$0	\$5,000	\$0	\$0	-100.0%	\$ (5,000)
10-33-420	POLICE-CCJJ BRYNE GRANT	\$4,500	\$2,800	\$1,122	\$1,000	-64.3%	\$ (1,800)
10-33-560	CLASS C "ROAD FUND ALLOTMENT"	\$537,584	\$480,000	\$453,837	\$550,000	14.6%	\$ 70,000
10-33-570	UDOT - TECHNICAL PLANNING ASSISTANCE GRANT	\$0	\$0	\$25,000	\$0	0.0%	\$ -
10-33-580	STATE LIQUOR FUND ALLOTMENT	\$10,418	\$10,600	\$12,470	\$11,500	8.5%	\$ 900
TOTAL INTERGOVERNMENTAL REVENUE		\$1,116,330	\$498,400	-\$71,399	\$562,500	12.9%	\$ 64,100
<b><u>CHARGES FOR SERVICES</u></b>							
10-34-240	MISC INSPECTION FEES	\$1,498	\$1,600	\$1,158	\$2,000	25.0%	\$ 400
10-34-245	4% INSPECTION FEE	\$138,373	\$25,000	\$0	\$75,000	200.0%	\$ 50,000
10-34-246	SUMMIT RIDGE DEVELOPMENT REIMBURSEMENTS	\$75,650	\$212,500	\$831,300	\$0	-100.0%	\$ (212,500)
10-34-260	D.U.I./SEAT BELT OVERTIME	\$23,030	\$22,000	\$5,635	\$20,000	-9.1%	\$ (2,000)
10-34-430	REFUSE COLLECTION CHARGES	\$677,199	\$675,000	\$554,258	\$739,055	9.5%	\$ 64,055
10-34-431	RECYCLING COLLECTIONS CHARGES	\$121,536	\$125,000	\$98,041	\$130,726	4.6%	\$ 5,726
10-34-800	GENOLA POLICE SERVICE CONTRACT	\$97,064	\$95,000	\$74,094	\$99,978	5.2%	\$ 4,978
10-34-801	VICTIMS ADVOCATE - GENOLA	\$1,566	\$1,500	\$1,175	\$1,566	4.4%	\$ 66
10-34-803	GENOLA COURT CLERK	\$9,228	\$10,787	\$8,089	\$10,787	0.0%	\$ -
10-34-805	GENOLA JUDGE SERVICE	\$3,662	\$6,377	\$4,783	\$6,377	0.0%	\$ -
10-34-809	GOSHEN JUDGE/COURT AGREEMENT	\$3,498	\$3,500	\$3,147	\$3,500	0.0%	\$ -
10-34-810	SALE OF CEMETERY LOTS	\$43,961	\$45,000	\$48,666	\$64,888	44.2%	\$ 19,888
10-34-830	BURIAL FEES	\$24,200	\$23,000	\$28,500	\$38,000	65.2%	\$ 15,000
10-34-901	LANDFILL MISC CHARGES	\$12,522	\$0	\$680	\$1,500	0.0%	\$ 1,500
10-38-140	POLICE - TRAFFIC SCHOOL	\$0	\$12,500	\$10,273	\$14,000	12.0%	\$ 1,500
TOTAL CHARGES FOR SERVICES		\$1,233,036	\$1,258,764	\$1,669,798	\$1,207,377	-4.1%	\$ (51,387)
<b><u>FINES AND FORFEITURES</u></b>							
10-35-110	COURT FINES	\$293,533	\$325,000	\$178,929	\$300,000	-7.7%	\$ (25,000)
10-35-115	PROSECUTOR SPLIT	\$2,997	\$2,500	\$1,106	\$2,500	0.0%	\$ -

# Santaquin City

## 2021-2022 Tentative Budget

Account Number	Description	Actuals (2019-2020)	Revised Budget (2020-2021)	Actuals (2020-2021)	Projected Budget (2021-2022)	%Chg.	\$ Chg.
	TOTAL FINES AND FORFEITURES	\$296,530	\$327,500	\$180,035	\$302,500	-7.6%	\$ (25,000)
	<b>INTEREST</b>						
10-38-100	INTEREST EARNINGS	\$116,125	\$125,000	\$15,724	\$18,000	-85.6%	\$ (107,000)
10-38-130	SWIMMING POOL INTEREST (PTIF)	\$691	\$700	\$131	\$200	-71.4%	\$ (500)
	TOTAL INTEREST	\$116,816	\$125,700	\$15,856	\$18,200	-85.5%	\$ (107,500)
	<b>MISCELLANEOUS REVENUE</b>						
10-38-400	SALE OF FIXED ASSETS	\$25,224	\$20,000	\$730	\$1,000	-95.0%	\$ (19,000)
10-38-900	SUNDRY REVENUES	\$21,798	\$20,000	\$12,925	\$20,000	0.0%	\$ -
10-38-910	POLICE - MISC REVENUE	\$2,194	\$2,000	\$2,249	\$3,500	75.0%	\$ 1,500
10-38-920	POLICE - FINGERPRINTING	\$0	\$0	\$12,623	\$13,000	0.0%	\$ 13,000
10-38-930	POLICE - DONATIONS	\$0	\$0	\$5,574	\$6,000	0.0%	\$ 6,000
	TOTAL MISCELLANEOUS REVENUE	\$49,215	\$42,000	\$34,101	\$43,500	3.6%	\$ 1,500
	<b>CONTRIBUTIONS AND TRANSFERS</b>						
10-39-100	CONTRIBUTIONS FROM SURPLUS	\$0	\$225,000	\$0	\$0	-100.0%	\$ (225,000)
10-39-909	TRANSFER FROM P.I.	\$125,000	\$150,000	\$112,500	\$300,000	100.0%	\$ 150,000
10-39-910	TRANSFER FROM WATER	\$600,000	\$600,000	\$450,000	\$600,000	0.0%	\$ -
10-39-911	TRANSFER FROM SEWER	\$450,000	\$500,000	\$375,000	\$600,000	20.0%	\$ 100,000
	TOTAL CONTRIBUTIONS AND TRANSFERS	\$1,175,000	\$1,475,000	\$937,500	\$1,500,000	1.7%	\$ 25,000
	<b>TOTAL FUND REVENUES</b>	<b>\$8,215,384</b>	<b>\$8,479,288</b>	<b>\$7,059,753</b>	<b>\$9,199,777</b>	<b>8.5%</b>	<b>\$ 720,489</b>
	<b>EXPENDITURES:</b>						
	<b>LEGISLATIVE</b>						
10-41-120	SALARIES & WAGES (PART TIME)	\$41,785	\$43,000	\$33,329	\$44,189	2.8%	\$ 1,189

# Santaquin City

## 2021-2022 Tentative Budget

Account Number	Description	Actuals (2019-2020)	Revised Budget (2020-2021)	Actuals (2020-2021)	Projected Budget (2021-2022)	%Chg.	\$ Chg.
10-41-130	EMPLOYEE BENEFITS	\$4,221	\$4,081	\$3,074	<b>\$3,796</b>	-7.0%	\$ (285)
10-41-230	EDUCATION, TRAINING & TRAVEL	\$2,523	\$3,000	\$1,458	<b>\$3,000</b>	0.0%	\$ -
10-41-240	SUPPLIES	\$4,819	\$2,000	\$3,141	<b>\$4,000</b>	100.0%	\$ 2,000
10-41-280	TELEPHONE	\$545	\$700	\$229	<b>\$0</b>	-100.0%	\$ (700)
10-41-330	DONATIONS	\$10,543	\$10,500	\$10,543	<b>\$10,500</b>	0.0%	\$ -
10-41-610	OTHER SERVICES	\$17,110	\$15,500	\$1,496	<b>\$15,500</b>	0.0%	\$ -
10-41-NEW	PUBLIC MEETING BROADCASTING COSTS	\$0	\$0	\$0	<b>\$6,000</b>	0.0%	\$ 6,000
10-41-613	ELECTION	\$16,733	\$2,000	\$0	<b>\$29,142</b>	1357.1%	\$ 27,142
10-41-615	SANTAQUIN CALENDAR	\$4,701	\$7,000	\$7,077	<b>\$7,500</b>	7.1%	\$ 500
10-41-660	PHOTO & VIDEO CONTEST EXPENSE	\$1,184	\$1,500	\$674	<b>\$1,500</b>	0.0%	\$ -
10-41-670	YOUTH CITY COUNCIL EXPENSE	\$2,368	\$3,000	\$606	<b>\$3,500</b>	16.7%	\$ 500
TOTAL LEGISLATIVE		<b>\$106,649</b>	<b>\$92,281</b>	<b>\$61,627</b>	<b>\$128,627</b>	39.4%	\$ 36,346
<b>COURT</b>							
10-42-120	SALARIES & WAGES (PART TIME)	\$74,234	\$77,048	\$53,864	<b>\$114,536</b>	48.7%	\$ 37,488
10-42-130	EMPLOYEE BENEFITS	\$11,274	\$11,516	\$6,721	<b>\$25,622</b>	122.5%	\$ 14,106
10-42-210	BOOKS, SUBSCRIPTIONS & MEMBERS	\$744	\$750	\$0	<b>\$750</b>	0.0%	\$ -
10-42-230	EDUCATION, TRAINING & TRAVEL	\$1,070	\$1,800	\$0	<b>\$2,200</b>	22.2%	\$ 400
10-42-240	SUPPLIES	\$690	\$1,200	\$316	<b>\$1,200</b>	0.0%	\$ -
10-42-310	PROFESSIONAL & TECHNICAL	\$10,443	\$14,000	\$6,395	<b>\$16,000</b>	14.3%	\$ 2,000
10-42-331	LEGAL	\$245,648	\$230,000	\$212,208	<b>\$280,000</b>	21.7%	\$ 50,000
10-42-610	STATE RESTITUTION	\$71,209	\$80,000	\$47,854	<b>\$81,000</b>	1.3%	\$ 1,000
TOTAL COURT		<b>\$415,311</b>	<b>\$416,314</b>	<b>\$327,358</b>	<b>\$521,308</b>	25.2%	\$ 104,994
<b>ADMINISTRATION</b>							
10-43-110	SALARIES & WAGES	\$207,035	\$199,878	\$163,737	<b>\$298,643</b>	49.4%	\$ 98,765
10-43-130	EMPLOYEE BENEFITS	\$91,415	\$100,053	\$66,928	<b>\$151,444</b>	51.4%	\$ 51,391
10-43-140	OVERTIME	\$510	\$0	\$534	<b>\$0</b>	0.0%	\$ -

# Santaquin City

## 2021-2022 Tentative Budget

Account Number	Description	Actuals (2019-2020)	Revised Budget (2020-2021)	Actuals (2020-2021)	Projected Budget (2021-2022)	%Chg.	\$ Chg.
10-43-145	VEHICLE ALLOWANCE	\$7,720	\$7,200	\$5,902	<b>\$14,400</b>	100.0%	\$ 7,200
10-43-210	BOOKS,SUBSCRIPTIONS,MEMBERSHIP	\$13,285	\$14,300	\$7,496	<b>\$16,000</b>	11.9%	\$ 1,700
10-43-220	NOTICES,ORDINANCES,PUBLICATION	\$2,942	\$7,653	\$1,519	<b>\$500</b>	-93.5%	\$ (7,153)
10-43-230	EDUCATION, TRAINING AND TRAVEL	\$10,916	\$8,850	\$2,325	<b>\$18,500</b>	109.0%	\$ 9,650
10-43-240	SUPPLIES	\$17,070	\$15,500	\$13,282	<b>\$16,000</b>	3.2%	\$ 500
10-43-250	EQUIPMENT MAINTENANCE	\$1,778	\$4,000	\$863	<b>\$3,000</b>	-25.0%	\$ (1,000)
10-43-260	FUEL	\$3,126	\$4,000	\$1,220	<b>\$5,000</b>	25.0%	\$ 1,000
10-43-280	TELEPHONE	\$2,143	\$2,200	\$1,620	<b>\$2,700</b>	22.7%	\$ 500
10-43-310	PROFESSIONAL & TECHNICAL	\$14,645	\$6,500	\$8,212	<b>\$7,400</b>	13.8%	\$ 900
10-43-311	ACCOUNTING & AUDITING	\$19,752	\$20,000	\$21,700	<b>\$22,000</b>	10.0%	\$ 2,000
10-43-331	LEGAL	\$86,984	\$70,000	\$77,347	<b>\$95,000</b>	35.7%	\$ 25,000
10-43-480	EMPLOYEE RECOGNITIONS	\$5,244	\$5,400	\$8,264	<b>\$7,000</b>	29.6%	\$ 1,600
10-43-482	TEAM APPRECIATION & RECOGNITION PROGRAM	\$0	\$0	\$0	<b>\$7,000</b>	0.0%	\$ 7,000
10-43-501	BANK AND SERVICE CHARGES	\$4,552	\$5,200	\$5,498	<b>\$4,000</b>	-23.1%	\$ (1,200)
10-43-510	INSURANCE AND BONDS	\$123,329	\$135,000	\$139,224	<b>\$145,000</b>	7.4%	\$ 10,000
10-43-610	OTHER SERVICES	\$16,163	\$15,000	\$12,091	<b>\$15,000</b>	0.0%	\$ -
TOTAL ADMINISTRATION		<b>\$628,608</b>	<b>\$620,734</b>	<b>\$537,762</b>	<b>\$828,587</b>	33.5%	\$ 207,853
<b>ENGINEERING DEPT</b>							
10-48-110	SALARIES & WAGES	\$210,210	\$233,987	\$188,859	<b>\$256,981</b>	9.8%	\$ 22,994
10-48-130	EMPLOYEE BENEFITS	\$103,397	\$113,619	\$89,739	<b>\$130,322</b>	14.7%	\$ 16,703
10-48-145	VEHICLE ALLOWANCE	\$8,106	\$7,200	\$6,438	<b>\$7,200</b>	0.0%	\$ -
10-48-210	BOOKS, SUBSCRIPT, MEMBER	\$838	\$2,300	\$0	<b>\$4,000</b>	73.9%	\$ 1,700
10-48-230	EDUCATION, TRAINING & TRAVEL	\$19,720	\$23,550	\$7,138	<b>\$7,500</b>	-68.2%	\$ (16,050)
10-48-240	SUPPLIES	\$646	\$1,200	\$1,847	<b>\$14,000</b>	1066.7%	\$ 12,800
10-48-250	EQUIPMENT MAINTENANCE	\$462	\$1,000	\$1,273	<b>\$2,000</b>	100.0%	\$ 1,000
10-48-260	FUEL	\$1,100	\$1,200	\$813	<b>\$2,000</b>	66.7%	\$ 800
10-48-280	TELEPHONE	\$1,734	\$1,500	\$1,954	<b>\$2,820</b>	88.0%	\$ 1,320

# Santaquin City

## 2021-2022 Tentative Budget

Account Number	Description	Actuals (2019-2020)	Revised Budget (2020-2021)	Actuals (2020-2021)	Projected Budget (2021-2022)	%Chg.	\$ Chg.
10-48-310	PROFESSIONAL & TECHNICAL SVCS	\$1,990	\$5,000	\$1,680	\$5,000	0.0%	\$ -
	TOTAL ENGINEERING DEPT	\$348,203	\$390,556	\$299,740	\$431,823	10.6%	\$ 41,267
	<b><u>GENERAL GOVERNMENT BUILDINGS</u></b>						
10-51-110	SALARIES & WAGES	\$9,529	\$16,365	\$11,160	\$0	-100.0%	\$ (16,365)
10-51-120	PART TIME SALARIES AND WAGES	\$0	\$0	\$0	\$16,241	0.0%	\$ 16,241
10-51-130	EMPLOYEE BENEFITS	\$996	\$1,553	\$1,049	\$1,437	-7.5%	\$ (116)
10-51-200	CONTRACT LABOR	\$605	\$1,500	\$1,010	\$2,300	53.3%	\$ 800
10-51-240	SUPPLIES	\$2,898	\$3,500	\$2,445	\$3,500	0.0%	\$ -
10-51-270	UTILITIES	\$42,278	\$55,000	\$32,422	\$45,000	-18.2%	\$ (10,000)
10-51-280	TELEPHONE (MOVED TO COMPUTER BUDGET 43)	\$36,140	\$34,000	\$27,468	\$0	-100.0%	\$ (34,000)
10-51-300	BUILDINGS & GROUND MAINTENANCE	\$34,292	\$30,000	\$12,257	\$36,000	20.0%	\$ 6,000
10-51-480	CHRISTMAS LIGHTS	\$6,924	\$0	\$2,840	\$11,000	0.0%	\$ 11,000
10-51-730	CAPITAL PROJECTS	\$15,263	\$0	\$0	\$5,000	0.0%	\$ 5,000
10-51-740	CAPITAL VEHICLE & EQUIPMENT	\$699	\$0	\$0	\$0	0.0%	\$ -
	TOTAL GENERAL GOVERNMENT BUILDINGS	\$149,623	\$141,918	\$90,649	\$120,478	-15.1%	\$ (21,440)
	<b><u>POLICE</u></b>						
10-54-110	SALARIES & WAGES	\$835,377	\$912,942	\$725,146	\$1,006,779	10.3%	\$ 93,837
10-54-120	SALARIES & WAGES (PART TIME)	\$38,867	\$52,900	\$29,149	\$28,508	-46.1%	\$ (24,392)
10-54-130	EMPLOYEE BENEFITS	\$599,563	\$708,008	\$447,779	\$790,689	11.7%	\$ 82,681
10-54-131	UNEMPLOYMENT EXPENSE	\$0	\$0	\$203	\$0	0.0%	\$ -
10-54-140	OVERTIME	\$60,483	\$65,000	\$41,478	\$65,000	0.0%	\$ -
10-54-145	SURVIVING SPOUSE BENEFIT PROGRAM	\$1,235	\$1,235	\$0	\$1,235	0.0%	\$ -
10-54-210	BOOKS, SUBSCRIPT, MEMBERSHIPS	\$888	\$850	\$379	\$850	0.0%	\$ -
10-54-220	NOTICES, ORDINANCES & PUBLICAT	\$26	\$0	\$271	\$0	0.0%	\$ -
10-54-230	EDUCATION, TRAINING & TRAVEL	\$8,466	\$11,000	\$5,434	\$10,000	-9.1%	\$ (1,000)
10-54-240	SUPPLIES	\$27,240	\$31,900	\$15,439	\$36,900	15.7%	\$ 5,000

# Santaquin City

## 2021-2022 Tentative Budget

Account Number	Description	Actuals (2019-2020)	Revised Budget (2020-2021)	Actuals (2020-2021)	Projected Budget (2021-2022)	%Chg.	\$ Chg.
10-54-250	EQUIPMENT MAINTENANCE	\$12,153	\$10,000	\$7,304	<b>\$10,000</b>	0.0%	\$ -
10-54-260	FUEL	\$33,202	\$34,500	\$26,251	<b>\$35,000</b>	1.4%	\$ 500
10-54-280	TELEPHONE	\$7,702	\$9,100	\$5,026	<b>\$9,100</b>	0.0%	\$ -
10-54-311	PROFESSIONAL & TECHNICAL	\$22,550	\$20,000	\$16,868	<b>\$20,000</b>	0.0%	\$ -
10-54-320	LIQUOR CONTROL	\$12,101	\$10,000	\$12,080	<b>\$12,000</b>	20.0%	\$ 2,000
10-54-330	CRIMES TASK FORCE	\$3,939	\$4,500	\$6,206	<b>\$6,000</b>	33.3%	\$ 1,500
10-54-340	CENTRAL DISPATCH FEES	\$116,405	\$90,960	\$51,022	<b>\$106,797</b>	17.4%	\$ 15,837
10-54-350	UTAH COUNTY ANIMAL SHELTER	\$7,197	\$8,000	\$9,648	<b>\$10,000</b>	25.0%	\$ 2,000
10-54-702	COMM ON CRIM & JUV JUST -CCJJ	\$7,239	\$3,150	-\$1,018	<b>\$3,150</b>	0.0%	\$ -
10-54-740	CAPITAL - VEHICLES & EQUIPMENT	\$7,218	\$32,420	\$5,330	<b>\$11,250</b>	-65.3%	\$ (21,170)
TOTAL POLICE		<b>\$1,801,850</b>	<b>\$2,006,465</b>	<b>\$1,403,995</b>	<b>\$2,175,007</b>	8.4%	\$ 168,542
<b><u>STREETS</u></b>							
10-60-110	SALARIES & WAGES	\$109,988	\$116,908	\$86,899	<b>\$97,376</b>	-16.7%	\$ (19,532)
10-60-120	SALARIES & WAGES (PART TIME)	\$0	\$0	\$4,080	<b>\$43,832</b>	0.0%	\$ 43,832
10-60-130	EMPLOYEE BENEFITS	\$58,343	\$64,400	\$42,412	<b>\$61,162</b>	-5.0%	\$ (3,238)
10-60-140	OVERTIME	\$2,372	\$700	\$1,287	<b>\$700</b>	0.0%	\$ -
10-60-230	EDUCATION, TRAINING & TRAVEL	\$922	\$1,000	\$0	<b>\$1,000</b>	0.0%	\$ -
10-60-240	SUPPLIES	\$46,392	\$55,000	\$46,953	<b>\$55,000</b>	0.0%	\$ -
10-60-250	EQUIPMENT MAINTENANCE	\$16,184	\$16,500	\$15,222	<b>\$20,000</b>	21.2%	\$ 3,500
10-60-260	FUEL	\$8,341	\$10,000	\$5,161	<b>\$10,000</b>	0.0%	\$ -
10-60-270	UTILITIES - STREET LIGHTS	\$16,878	\$23,000	\$63,645	<b>\$70,000</b>	204.3%	\$ 47,000
10-60-280	TELEPHONE	\$145	\$500	\$76	<b>\$100</b>	-80.0%	\$ (400)
10-60-351	MASS TRANS (PASS THRU)	\$1,883	\$2,400	\$1,609	<b>\$2,400</b>	0.0%	\$ -
10-60-490	STREETS SIGNS	\$1,625	\$1,500	\$0	<b>\$1,000</b>	-33.3%	\$ (500)
10-60-495	SIDEWALKS	\$5,398	\$7,500	\$0	<b>\$7,500</b>	0.0%	\$ -
TOTAL STREETS		<b>\$268,471</b>	<b>\$299,408</b>	<b>\$267,345</b>	<b>\$420,070</b>	40.3%	\$ 120,662

# Santaquin City

## 2021-2022 Tentative Budget

Account Number	Description	Actuals (2019-2020)	Revised Budget (2020-2021)	Actuals (2020-2021)	Projected Budget (2021-2022)	%Chg.	\$ Chg.
<b><u>SANITATION</u></b>							
10-62-240	SUPPLIES	\$1,956	\$5,000	\$0	<b>\$0</b>	-100.0%	\$ (5,000)
10-62-250	EQUIPMENT MAINTENANCE	\$157	\$200	\$0	<b>\$0</b>	-100.0%	\$ (200)
10-62-260	FUEL	\$2,825	\$2,800	\$2,416	<b>\$3,500</b>	25.0%	\$ 700
10-62-280	TELEPHONE	\$145	\$600	\$76	<b>\$0</b>	-100.0%	\$ (600)
10-62-311	WASTE PICKUP CHARGES	\$411,946	\$350,000	\$300,094	<b>\$400,000</b>	14.3%	\$ 50,000
10-62-312	RECYCLING PICKUP CHARGES	\$134,991	\$115,000	\$107,088	<b>\$155,510</b>	35.2%	\$ 40,510
10-62-480	CLOSE LANDFILL	\$0	\$0	\$8,696	<b>\$0</b>	0.0%	\$ -
10-62-610	LANDFILL CLEAN-UP	\$3,233	\$0	\$0	<b>\$0</b>	0.0%	\$ -
TOTAL SANITATION		<b>\$555,253</b>	<b>\$473,600</b>	<b>\$418,371</b>	<b>\$559,010</b>	18.0%	\$ 85,410
<b><u>BUILDING INSPECTION</u></b>							
10-68-110	SALARIES & WAGES	\$149,112	\$212,214	\$151,610	<b>\$224,391</b>	5.7%	\$ 12,177
10-68-120	SALARIES & WAGES (PART TIME)	\$23,067	\$25,261	\$16,257	<b>\$38,957</b>	54.2%	\$ 13,696
10-68-130	EMPLOYEE BENEFITS	\$84,320	\$129,947	\$90,547	<b>\$137,670</b>	5.9%	\$ 7,723
10-68-140	OVERTIME	\$122	\$0	\$1,858	<b>\$2,000</b>	0.0%	\$ 2,000
10-68-210	BOOKS, SUBSCRIPTIONS, MEMBERSHIP	\$1,652	\$2,000	\$461	<b>\$2,000</b>	0.0%	\$ -
10-68-230	EDUCATION, TRAVEL & TRAINING	\$4,212	\$15,000	\$3,267	<b>\$10,000</b>	-33.3%	\$ (5,000)
10-68-240	SUPPLIES	\$2,751	\$1,500	\$626	<b>\$2,000</b>	33.3%	\$ 500
10-68-250	EQUIPMENT MAINT	\$1,804	\$2,000	\$855	<b>\$2,000</b>	0.0%	\$ -
10-68-260	FUEL	\$1,473	\$2,750	\$1,710	<b>\$2,750</b>	0.0%	\$ -
10-68-280	TELEPHONE	\$2,823	\$3,500	\$1,814	<b>\$3,500</b>	0.0%	\$ -
10-68-310	PROFESSIONAL & TECHNICAL SVCS	\$4,320	\$9,000	\$3,662	<b>\$5,000</b>	-44.4%	\$ (4,000)
10-68-320	BUILDING PERMIT STATE FEES	\$0	\$0	\$4,886	<b>\$9,500</b>	0.0%	\$ 9,500
TOTAL BUILDING INSPECTION		<b>\$275,656</b>	<b>\$403,172</b>	<b>\$277,553</b>	<b>\$439,768</b>	9.1%	\$ 36,596
<b><u>PARKS</u></b>							
10-70-110	SALARIES & WAGES	\$67,422	\$62,239	\$51,849	<b>\$124,934</b>	100.7%	\$ 62,695



# Santaquin City

## 2021-2022 Tentative Budget

Account Number	Description	Actuals (2019-2020)	Revised Budget (2020-2021)	Actuals (2020-2021)	Projected Budget (2021-2022)	%Chg.	\$ Chg.
10-70-120	SALARIES & WAGES (PART TIME)	\$19,818	\$26,861	\$15,125	<b>\$49,135</b>	82.9%	\$ 22,274
10-70-130	EMPLOYEE BENEFITS	\$31,173	\$32,443	\$28,976	<b>\$89,425</b>	175.6%	\$ 56,982
10-70-140	OVERTIME	\$873	\$0	\$471	<b>\$1,300</b>	0.0%	\$ 1,300
10-70-250	EQUIPMENT MAINTENANCE	\$4,554	\$6,000	\$6,261	<b>\$9,500</b>	58.3%	\$ 3,500
10-70-260	FUEL	\$2,825	\$5,000	\$2,416	<b>\$5,000</b>	0.0%	\$ -
10-70-270	UTILITIES	\$53,810	\$54,000	\$23,993	<b>\$25,000</b>	-53.7%	\$ (29,000)
10-70-280	TELEPHONE	\$145	\$600	\$166	<b>\$250</b>	-58.3%	\$ (350)
10-70-300	PARKS GROUNDS MAINTENANCE	\$42,334	\$32,500	\$40,006	<b>\$46,000</b>	41.5%	\$ 13,500
10-70-305	ARBORIST/TREES/LANDSCAPING	\$980	\$1,000	\$300	<b>\$10,000</b>	900.0%	\$ 9,000
10-70-310	BALLFIELD MAINTENANCE	\$14,497	\$0	\$0	<b>\$22,000</b>	0.0%	\$ 22,000
10-70-740	CAPITAL VEHICLE & EQUIPMENT	\$6,033	\$7,000	\$0	<b>\$12,500</b>	78.6%	\$ 5,500
<b>TOTAL PARKS</b>		<b>\$244,465</b>	<b>\$228,943</b>	<b>\$169,564</b>	<b>\$397,044</b>	73.4%	\$ 168,101
<b><u>CEMETERY</u></b>							
10-77-110	SALARIES & WAGES	\$42,007	\$42,286	\$35,059	<b>\$77,618</b>	83.6%	\$ 35,332
10-77-120	SALARIES & WAGES (PART TIME)	\$13,851	\$26,861	\$12,239	<b>\$49,135</b>	82.9%	\$ 22,274
10-77-130	EMPLOYEE BENEFITS	\$20,220	\$23,906	\$14,881	<b>\$48,261</b>	101.9%	\$ 24,355
10-77-140	OVERTIME	\$299	\$700	\$191	<b>\$700</b>	0.0%	\$ -
10-77-250	EQUIPMENT MAINTENANCE	\$1,805	\$1,900	\$455	<b>\$2,200</b>	15.8%	\$ 300
10-77-260	FUEL	\$2,825	\$3,000	\$2,416	<b>\$3,500</b>	16.7%	\$ 500
10-77-270	UTILITIES	\$0	\$400	\$0	<b>\$0</b>	-100.0%	\$ (400)
10-77-280	TELEPHONE	\$145	\$600	\$166	<b>\$0</b>	-100.0%	\$ (600)
10-77-300	CEMETERY GROUNDS MAINTENANCE	\$3,823	\$6,000	\$9,660	<b>\$6,000</b>	0.0%	\$ -
10-77-735	CEMETERY LAND ACQUISITION SET ASIDE	\$0	\$10,000	\$0	<b>\$10,000</b>	0.0%	\$ -
10-77-740	CAPITAL-VEHICLES & EQUIPMENT	\$6,033	\$7,000	\$0	<b>\$12,500</b>	78.6%	\$ 5,500
<b>TOTAL CEMETERY</b>		<b>\$91,006</b>	<b>\$122,653</b>	<b>\$75,067</b>	<b>\$209,914</b>	71.1%	\$ 87,261
<b><u>PLANNING &amp; ZONING</u></b>							



# Santaquin City

## 2021-2022 Tentative Budget

Account Number	Description	Actuals (2019-2020)	Revised Budget (2020-2021)	Actuals (2020-2021)	Projected Budget (2021-2022)	%Chg.	\$ Chg.
10-78-110	SALARIES & WAGES	\$139,101	\$147,522	\$112,697	<b>\$168,315</b>	14.1%	\$ 20,793
10-78-120	SALARIES & WAGES (PART TIME)	\$23,067	\$25,261	\$16,257	<b>\$38,957</b>	54.2%	\$ 13,696
10-78-130	EMPLOYEE BENEFITS	\$84,568	\$93,695	\$72,098	<b>\$111,973</b>	19.5%	\$ 18,278
10-78-140	OVERTIME	\$1,157	\$0	\$0	<b>\$1,000</b>	0.0%	\$ 1,000
10-78-210	BOOKS, SUBSCRIPT, & MEMBERSHIP	\$1,895	\$4,450	\$713	<b>\$4,450</b>	0.0%	\$ -
10-78-220	NOTICE, ORDINANCES & PUBLICATIONS	\$1,115	\$1,000	\$1,084	<b>\$0</b>	-100.0%	\$ (1,000)
10-78-230	EDUCATION, TRAINING & TRAVEL	\$13,707	\$17,870	\$5,867	<b>\$9,130</b>	-48.9%	\$ (8,740)
10-78-240	SUPPLIES	\$350	\$1,200	\$435	<b>\$2,000</b>	66.7%	\$ 800
10-78-250	EQUIPMENT MAINTENANCE	\$50	\$200	\$0	<b>\$0</b>	-100.0%	\$ (200)
10-78-280	TELEPHONE	\$1,335	\$1,200	\$634	<b>\$1,200</b>	0.0%	\$ -
10-78-310	PROFESSIONAL & TECHNICAL	\$2,435	\$2,500	\$6,033	<b>\$10,000</b>	300.0%	\$ 7,500
10-78-320	GENERAL PLAN UPDATE	\$0	\$50,000	\$7,293	<b>\$30,000</b>	-40.0%	\$ (20,000)
TOTAL PLANNING & ZONING		<b>\$268,779</b>	<b>\$344,898</b>	<b>\$223,111</b>	<b>\$377,025</b>	9.3%	\$ 32,127
<b>DEBT SERVICE - NEW</b>							
10-89-810	NEW CITY HALL DEBT SERVICE PAYMENT	\$0	\$99,542	\$36,290	<b>\$413,730</b>	315.6%	\$ 314,188
TOTAL DEBT SERVICE		<b>\$0</b>	<b>\$99,542</b>	<b>\$36,290</b>	<b>\$413,730</b>	315.6%	\$ 314,188
<b>TRANSFERS</b>							
10-90-150	CONTRIBUTION TO FUND BALANCE	\$0	\$92,615	\$0	<b>\$12,038</b>	-87.0%	\$ (80,577)
10-90-200	TRANSFER TO CS-SPORTS FUND	\$250,000	\$81,610	\$61,207	<b>\$49,750</b>	-39.0%	\$ (31,860)
10-90-205	TRANSFER TO CS-ROYALTY FUND	\$8,300	\$8,300	\$6,225	<b>\$8,300</b>	0.0%	\$ -
10-90-300	TRANSFER TO CS-MUSEUM FUND	\$22,500	\$14,886	\$11,165	<b>\$17,000</b>	14.2%	\$ 2,114
10-90-400	TRANSFER TO CS-LIBRARY FUND	\$95,700	\$90,743	\$68,057	<b>\$78,000</b>	-14.0%	\$ (12,743)
10-90-500	TRANSFER TO CS-SENIORS FUND	\$38,500	\$38,181	\$28,636	<b>\$46,500</b>	21.8%	\$ 8,319
10-90-510	TRANSFER TO CS-ADMINISTRATION FUND	\$0	\$168,628	\$126,471	<b>\$191,750</b>	13.7%	\$ 23,122
10-90-520	TRANSFER TO CS-CLASSES FUND	\$0	\$31,000	\$23,250	<b>\$52,500</b>	69.4%	\$ 21,500
10-90-550	TRANSFER TO COMPUTER CAP FUND	\$80,000	\$80,000	\$60,000	<b>\$90,000</b>	12.5%	\$ 10,000

# Santaquin City

## 2021-2022 Tentative Budget

Account Number	Description	Actuals (2019-2020)	Revised Budget (2020-2021)	Actuals (2020-2021)	Projected Budget (2021-2022)	%Chg.	\$ Chg.
10-90-600	TRANSFER TO CAPITAL PROJECTS	\$41,496	\$351,770	\$263,828	<b>\$29,000</b>	-91.8%	\$ (322,770)
10-90-700	TRANSFER TO CAPITAL VEH & EQUIP	\$335,358	\$410,000	\$307,500	<b>\$292,000</b>	-28.8%	\$ (118,000)
10-90-800	TRANSFER TO CS-EVENTS FUND	\$60,600	\$54,390	\$40,793	<b>\$56,000</b>	3.0%	\$ 1,610
10-90-860	TRANSFER TO FIRE DEPARTMENT	\$389,000	\$434,981	\$326,236	<b>\$525,000</b>	20.7%	\$ 90,019
10-90-871	TRANSFER TO ROADS CAPITAL PROJECT FUND	\$631,500	\$610,000	\$457,500	<b>\$544,000</b>	-10.8%	\$ (66,000)
10-90-880	TRANSFER TO CDA FUND	\$0	\$175,000	\$0	<b>\$0</b>	-100.0%	\$ (175,000)
10-90-884	TRANSFER TO LBA	\$188,685	\$188,700	\$50,223	<b>\$185,546</b>	-1.7%	\$ (3,154)
TOTAL TRANSFERS		<b>\$2,141,639</b>	<b>\$2,830,804</b>	<b>\$1,831,090</b>	<b>\$2,177,384</b>	-23.1%	\$ (653,420)
TOTAL FUND EXPENDITURES		<b>\$7,295,513</b>	<b>\$8,471,288</b>	<b>\$6,019,523</b>	<b>\$9,199,777</b>	8.6%	\$ 728,489
NET REVENUE OVER EXPENDITURES		<b>\$919,871</b>	<b>\$8,000</b>	<b>\$1,040,230</b>	<b>\$0</b>	-100.0%	\$ (8,000)
<b>CAPITAL PROJECTS - CAPITAL FUND</b>							
<b>REVENUES:</b>							
<b><u>MISCELLANEOUS REVENUE</u></b>							
41-38-100	INTEREST EARNINGS	\$0	\$0	\$14,179	<b>\$10,000</b>	0.0%	\$ 10,000
41-38-782	NRCS GRANT - UC DEBRIS BASIN	\$17,032	\$4,225,000	\$2,566	<b>\$0</b>	-100.0%	\$ (4,225,000)
41-38-783	UTAH DAM SAFETY GRANT - UC DEBRIS BASIN	\$0	\$1,950,000	\$0	<b>\$0</b>	-100.0%	\$ (1,950,000)
41-38-784	UTAH COUNTY MATCH - UC DEBRIS BASIN	\$0	\$162,500	\$0	<b>\$0</b>	-100.0%	\$ (162,500)
41-38-785	NRCS GRANT - EWP PROJECT	\$0	\$2,096,000	\$0	<b>\$0</b>	-100.0%	\$ (2,096,000)
41-38-786	UTAH COUNTY MATCH - EWP PROJECT	\$0	\$75,000	\$0	<b>\$0</b>	-100.0%	\$ (75,000)
41-38-787	STATE OF UTAH MATCH - EWP PROJECT	\$0	\$554,000	\$0	<b>\$0</b>	-100.0%	\$ (554,000)
41-38-788	NRCS GRANT - 6 ADDITIONAL DEBRIS BASINS	\$0	\$500,000	\$0	<b>\$0</b>	-100.0%	\$ (500,000)
41-38-789	UTAH JAZZ GRANT - BASKETBALL COURT	\$0	\$17,000	\$10,000	<b>\$0</b>	-100.0%	\$ (17,000)
41-38-790	AMERICAN RESCUE PLAN ACT	\$0	\$0	\$0	<b>\$1,434,909</b>	0.0%	\$ 1,434,909

# Santaquin City

## 2021-2022 Tentative Budget

Account Number	Description	Actuals (2019-2020)	Revised Budget (2020-2021)	Actuals (2020-2021)	Projected Budget (2021-2022)	%Chg.	\$ Chg.
	TOTAL MISCELLANEOUS REVENUE	\$17,032	\$9,579,500	\$26,744	\$1,444,909	-84.9%	\$ (8,134,591)
	<b>CONTRIBUTIONS AND TRANSFERS</b>						
41-39-100	TRANSFER FROM GENERAL FUND	\$41,496	\$351,770	\$263,828	\$29,000	-91.8%	\$ (322,770)
41-39-110	CONTRIBUTION FROM FUND BALANCE	\$0	\$0	\$0	\$8,103,270	0.0%	\$ 8,103,270
41-39-200	BEGINNING YEAR BALANCE	\$0	\$35,000	\$0	\$0	-100.0%	\$ (35,000)
41-39-300	BOND PROCEEDS	\$0	\$6,000,000	\$7,000,000	\$0	-100.0%	\$ (6,000,000)
41-39-312	TRANSFER FROM PI IMPACT FEE FUND	\$0	\$20,000	\$15,000	\$0	-100.0%	\$ (20,000)
41-39-322	TRANSFER FROM STORM DRAINAGE FUND	\$0	\$365,000	\$273,750	\$365,000	0.0%	\$ -
	TOTAL CONTRIBUTIONS AND TRANSFERS	\$41,496	\$6,771,770	\$7,552,578	\$8,497,270	25.5%	\$ 1,725,500
	<b>TOTAL FUND REVENUES</b>	\$58,528	\$16,351,270	\$7,579,322	\$9,942,179	-39.2%	\$ (6,409,091)
	<b>EXPENDITURES:</b>						
	<b>EXPENDITURES</b>						
41-40-310	CEMETERY EXPANSION	\$0	\$33,000	\$0	\$37,000	12.1%	\$ 4,000
41-40-530	COMPUTER HARDWARE	\$1,807	\$0	\$0	\$0	0.0%	\$ -
41-40-701	RELOCATION OF PW BLDG	\$6,153	\$0	\$0	\$0	0.0%	\$ -
41-40-702	RELOCATION TO REC BLDG	\$9,147	\$0	\$0	\$0	0.0%	\$ -
41-40-703	RECREATION CENTER BALLOT INITIATIVE	\$111,491	\$0	\$0	\$0	0.0%	\$ -
41-40-704	NEW CITY HALL	\$0	\$6,000,000	\$18,826	\$6,700,000	11.7%	\$ 700,000
41-40-704-001	NEW CITY HALL - LAND ACQUISITION	\$0	\$0	\$569,086	\$0	0.0%	\$ -
41-40-704-002	NEW CITY HALL - ARCHITECTURAL SERVICES	\$10,375	\$0	\$105,721	\$300,000	0.0%	\$ 300,000
41-40-704-003	NEW CITY HALL - FF&E	\$0	\$0	\$0	\$1,000,000	0.0%	\$ 1,000,000
41-40-815	P3 - OLD PUBLIC SAFETY BLDG	\$0	\$0	\$8,337	\$0	0.0%	\$ -
41-40-816	NRCS - UT CO DEBRIS BASIN PROJECT	\$15,670	\$6,500,000	\$1,944	\$0	-100.0%	\$ (6,500,000)
41-40-816-01	NRSC - EWP PROJECT	\$0	\$2,800,000	\$0	\$0	-100.0%	\$ (2,800,000)

# Santaquin City

## 2021-2022 Tentative Budget

Account Number	Description	Actuals (2019-2020)	Revised Budget (2020-2021)	Actuals (2020-2021)	Projected Budget (2021-2022)	%Chg.	\$ Chg.
41-40-816-02	NRCS - 6 ADDITIONAL DEBRIS BASIN PROJECT	\$0	\$500,000	\$0	\$0	-100.0%	\$ (500,000)
41-40-817	2019 HANSEN TANK PROJECT	\$0	\$20,000	\$3,692	\$0	-100.0%	\$ (20,000)
41-40-818	BALL PARK FENCE REPLACEMENT	\$21,120	\$0	\$0	\$0	0.0%	\$ -
41-40-819	EXIT 242 VISION PLANNING	\$17	\$30,000	\$25,615	\$0	-100.0%	\$ (30,000)
41-40-821	CENTER STREET STORM DRAINAGE	\$0	\$315,000	\$0	\$315,000	0.0%	\$ -
41-40-822	400 E 450 S STORM DRAINAGE PROJECT	\$0	\$50,000	\$0	\$50,000	0.0%	\$ -
41-40-823	UTAH JAZZ BASKETBALL COURT	\$0	\$103,270	\$11	\$103,270	0.0%	\$ -
41-40-824	RELOCATION OF COUNTY LINE	\$0	\$0	\$12,925	\$2,000	0.0%	\$ 2,000
41-40-825	REASPHALTING OF PUBLIC SAFETY BUILDING	\$0	\$0	\$0	\$0	0.0%	\$ -
41-40-826	AMERICAN RESCUE PLAN ACT - EXPENDITURES	\$0	\$0	\$0	\$1,434,909	0.0%	\$ 1,434,909
TOTAL EXPENDITURES		\$175,779	\$16,351,270	\$746,156	\$9,942,179	-39.2%	\$ (6,409,091)
TOTAL FUND EXPENDITURES		\$175,779	\$16,351,270	\$746,156	\$9,942,179	-39.2%	\$ (6,409,091)
NET REVENUE OVER EXPENDITURES		-\$117,251	\$0	\$6,833,166	\$0	0.0%	\$ -
CAPITAL VEHICLE AND EQUIPMENT - CAPITAL FUND							
REVENUES:							
CONTRIBUTIONS AND TRANSFERS							
42-39-100	TRANSFER FROM GENERAL FUND	\$335,358	\$410,000	\$307,500	\$292,000	-28.8%	\$ (118,000)
42-39-101	TRANSFER FROM PW CAPITAL HOLDING FUND	\$31,008	\$31,008	\$23,256	\$31,008	0.0%	\$ -
42-39-110	SALE OF SURPLUS VEHICLES	\$38,976	\$50,000	\$0	\$0	-100.0%	\$ (50,000)
42-39-210	MAG GRANT - SENIORS VAN	\$0	\$64,865	\$0	\$0	-100.0%	\$ (64,865)
42-39-306	LEASE PROCEEDS-CAPITAL LEASES	\$0	\$0	\$0	\$730,000	0.0%	\$ 730,000
TOTAL CONTRIBUTIONS AND TRANSFERS		\$780,342	\$555,873	\$330,756	\$1,053,008	89.4%	\$ 497,135

# Santaquin City

## 2021-2022 Tentative Budget

Account Number	Description	Actuals (2019-2020)	Revised Budget (2020-2021)	Actuals (2020-2021)	Projected Budget (2021-2022)	%Chg.	\$ Chg.
<b>TOTAL FUND REVENUES</b>		<b>\$780,342</b>	<b>\$555,873</b>	<b>\$330,756</b>	<b>\$1,053,008</b>	89.4%	\$ 497,135
<b>EXPENDITURES:</b>							
<b><u>EXPENDITURES</u></b>							
42-40-771	LEASE EXPENDITURES	\$155,651	\$15,000	\$3,571	<b>\$179,489</b>	1096.6%	\$ 164,489
42-41-050	2015 PIERCE SABER PUMPER FIRE TRUCK	\$45,185	\$54,500	\$57,545	<b>\$48,703</b>	-10.6%	\$ (5,797)
42-41-051	2015 (5) PIECE EQUIPMENT LEASE PMT	\$7,016	\$3,614	\$0	<b>\$0</b>	-100.0%	\$ (3,614)
42-41-056	2016 (4) PIECE EQUIPMENT LEASE PMT	\$56,322	\$61,373	\$0	<b>\$58,794</b>	-4.2%	\$ (2,579)
42-41-058	VEHICLE PURCHASES	\$442,614	\$340,528	\$230,315	<b>\$730,000</b>	114.4%	\$ 389,472
42-41-060	EQUIPMENT PURCHASES	\$57,479	\$0	\$54,589	<b>\$0</b>	0.0%	\$ -
42-41-061	FIRE SCBA & ACCESSORIES (7YR ROTATION)	\$21,276	\$27,265	\$22,174	<b>\$23,110</b>	-15.2%	\$ (4,155)
42-48-200	DEBT SERVICE-INTEREST	\$27,380	\$0	\$8,962	<b>\$12,531</b>	0.0%	\$ 12,531
42-90-150	CONTRIBUTION TO SURPLUS	\$0	\$53,593	\$0	<b>\$381</b>	-99.3%	\$ (53,212)
<b>TOTAL FUND EXPENDITURES</b>		<b>\$812,924</b>	<b>\$555,873</b>	<b>\$377,155</b>	<b>\$1,053,008</b>	89.4%	\$ 497,135
<b>TOTAL FUND EXPENDITURES</b>		<b>\$812,924</b>	<b>\$555,873</b>	<b>\$377,155</b>	<b>\$1,053,008</b>	89.4%	\$ 497,135
<b>NET REVENUE OVER EXPENDITURES</b>		<b>-\$32,582</b>	<b>\$0</b>	<b>-\$46,399</b>	<b>\$0</b>	0.0%	\$ (0)
<b>COMPUTER TECHNOLOGY - CAPITAL FUND</b>							
<b>REVENUES:</b>							
<b><u>CONTRIBUTIONS AND TRANSFERS</u></b>							
43-39-100	TRANS FROM GENERAL FUND	\$80,000	\$80,000	\$60,000	<b>\$90,000</b>	12.5%	\$ 10,000
43-39-110	TRANS FROM WATER FUND	\$50,000	\$55,000	\$41,250	<b>\$64,000</b>	16.4%	\$ 9,000
43-39-120	TRANS FROM SEWER FUND	\$50,000	\$55,000	\$41,250	<b>\$64,000</b>	16.4%	\$ 9,000

# Santaquin City

## 2021-2022 Tentative Budget

Account Number	Description	Actuals (2019-2020)	Revised Budget (2020-2021)	Actuals (2020-2021)	Projected Budget (2021-2022)	%Chg.	\$ Chg.
43-39-130	TRANS FROM PI FUND	\$50,000	\$55,000	\$41,250	<b>\$64,000</b>	16.4%	\$ 9,000
43-39-140	USE OF FUND BALANCE	\$0	\$26,500	\$0	<b>\$50,695</b>	91.3%	\$ 24,195
TOTAL CONTRIBUTIONS AND TRANSFERS		<b>\$230,000</b>	<b>\$271,500</b>	<b>\$183,750</b>	<b>\$332,695</b>	22.5%	\$ 61,195
TOTAL FUND REVENUES		<b>\$230,000</b>	<b>\$271,500</b>	<b>\$183,750</b>	<b>\$332,695</b>	22.5%	\$ 61,195
<b>EXPENDITURES:</b>							
<b><u>EXPENDITURES</u></b>							
43-40-100	COMPUTER SUPPORT CONTRACT - RMT	\$33,601	\$32,500	\$25,650	<b>\$34,200</b>	5.2%	\$ 1,700
43-40-112	WEB CONTRACT - CIVICLIVE	\$4,140	\$16,840	\$4,140	<b>\$0</b>	-100.0%	\$ (16,840)
43-40-113	WEBSITE CONTRACT - PEN & WEB	\$18,012	\$18,000	\$12,269	<b>\$19,000</b>	5.6%	\$ 1,000
43-40-114	SOCIAL MEDIA ARCHIVE SERVICE CONTRACT	\$2,388	\$2,400	\$3,045	<b>\$4,800</b>	100.0%	\$ 2,400
43-40-115	MUNICODE - MEETINGS MANAGEMENT	\$0	\$3,800	\$6,320	<b>\$6,320</b>	66.3%	\$ 2,520
43-40-116	MUNICODE - WEBSITE	\$0	\$0	\$5,250	<b>\$2,200</b>	0.0%	\$ 2,200
43-40-117	MUNICODE - CODIFICATION	\$0	\$0	\$4,420	<b>\$2,200</b>	0.0%	\$ 2,200
43-40-118	STAMPLI - AP OCR SOFTWARE	\$0	\$0	\$0	<b>\$8,820</b>	0.0%	\$ 8,820
43-40-200	DESKTOP ROTATION EXPENSE	\$7,519	\$20,000	\$3,737	<b>\$16,000</b>	-20.0%	\$ (4,000)
43-40-210	LAPTOP ROTATION EXPENSE	\$6,740	\$20,000	\$6,919	<b>\$16,000</b>	-20.0%	\$ (4,000)
43-40-220	SERVERS ROTATION EXPENSE	\$12,586	\$15,000	\$25,517	<b>\$15,000</b>	0.0%	\$ -
43-40-230	MISC EQUIPMENT EXPENSE	\$15,842	\$14,860	\$1,424	<b>\$10,000</b>	-32.7%	\$ (4,860)
43-40-240	TELEPHONE & INTERNET	\$0	\$0	\$0	<b>\$41,600</b>	0.0%	\$ 41,600
43-40-300	COPIER CONTRACTS	\$15,348	\$17,300	\$10,595	<b>\$15,500</b>	-10.4%	\$ (1,800)
43-40-400	PELORUS CONTRACT	\$10,400	\$10,400	\$7,800	<b>\$10,400</b>	0.0%	\$ -
43-40-500	SOFTWARE	\$23,285	\$42,100	\$29,679	<b>\$45,000</b>	6.9%	\$ 2,900
43-40-503	NEW EMPLOYEE TECHNOLOGY SETUP	\$0	\$0	\$1,680	<b>\$0</b>	0.0%	\$ -
43-40-505	BUILDING INSPECTION TRACKING SOFTWARE	\$14,400	\$14,400	\$14,400	<b>\$14,400</b>	0.0%	\$ -
43-40-507	MS OFFICE 365 LICENSES	\$0	\$0	\$3,089	<b>\$12,355</b>	0.0%	\$ 12,355

# Santaquin City

## 2021-2022 Tentative Budget

Account Number	Description	Actuals (2019-2020)	Revised Budget (2020-2021)	Actuals (2020-2021)	Projected Budget (2021-2022)	%Chg.	\$ Chg.
43-40-600	SPILLMAN - POLICE CONTRACT	\$0	\$23,800	\$0	<b>\$23,800</b>	0.0%	\$ -
43-40-612	EVERBRIDGE CONTRACT	\$2,057	\$3,000	\$2,167	<b>\$3,000</b>	0.0%	\$ -
43-40-613	FIRE DEPARTMENT SOFTWARE	\$0	\$17,100	\$16,241	<b>\$20,100</b>	17.5%	\$ 3,000
43-40-614	PUBLIC WORKS SOFTWARE	\$0	\$0	\$0	<b>\$12,000</b>	0.0%	\$ 12,000
TOTAL FUND EXPENDITURES		<b>\$166,317</b>	<b>\$271,500</b>	<b>\$184,342</b>	<b>\$332,695</b>	22.5%	\$ 61,195
TOTAL FUND EXPENDITURES		<b>\$166,317</b>	<b>\$271,500</b>	<b>\$184,342</b>	<b>\$332,695</b>	22.5%	\$ 61,195
NET REVENUE OVER EXPENDITURES		<b>\$63,683</b>	<b>\$0</b>	<b>-\$592</b>	<b>\$0</b>	0.0%	\$ (0)
<b>PUBLIC WORKS CAPITAL REPAIR AND REPLACEMENT - HOLDING FUND</b>							
<b>REVENUES:</b>							
<b>ENTERPRISE REVENUE</b>							
44-39-110	TRANSFERS FROM WATER FUND	\$82,272	\$89,904	\$67,428	<b>\$98,280</b>	9.3%	\$ 8,376
44-39-120	TRANSFERS FROM SEWER FUND	\$80,328	\$88,008	\$66,006	<b>\$96,408</b>	9.5%	\$ 8,400
44-39-130	TRANSFERS FROM PI FUND	\$76,200	\$80,208	\$60,156	<b>\$86,016</b>	7.2%	\$ 5,808
TOTAL ENTERPRISE REVENUE		<b>\$238,800</b>	<b>\$258,120</b>	<b>\$193,590</b>	<b>\$280,704</b>	8.7%	\$ 22,584
TOTAL FUND REVENUES		<b>\$238,800</b>	<b>\$258,120</b>	<b>\$193,590</b>	<b>\$280,704</b>	8.7%	\$ 22,584
<b>EXPENDITURES:</b>							
<b>EXPENDITURES</b>							
44-40-740	TRANSFER TO CAPITAL VEHICLES & EQUIPMENT	\$31,008	\$31,008	\$23,256	<b>\$31,008</b>	0.0%	\$ -
44-40-911	TRANSFERS TO WATER FUND	\$0	\$100,000	\$75,000	<b>\$0</b>	-100.0%	\$ (100,000)
44-40-920	CONTRIBUTION TO FUND BALANCE	\$0	\$127,112	\$0	<b>\$249,696</b>	96.4%	\$ 122,584



# Santaquin City

## 2021-2022 Tentative Budget

Account Number	Description	Actuals (2019-2020)	Revised Budget (2020-2021)	Actuals (2020-2021)	Projected Budget (2021-2022)	%Chg.	\$ Chg.
	TOTAL EXPENDITURES	\$31,008	\$258,120	\$98,256	\$280,704	8.7%	\$ 22,584
	TOTAL FUND EXPENDITURES	\$31,008	\$258,120	\$98,256	\$280,704	8.7%	\$ 22,584
	NET REVENUE OVER EXPENDITURES	\$207,792	\$0	\$95,334	\$0	0.0%	\$ -
<b>ROADS - CAPITAL PROJECT FUND</b>							
<b>REVENUES:</b>							
<u>ENTERPRISE REVENUE</u>							
45-38-101	INTEREST EARNINGS	\$17,042	\$5,000	\$0	\$0	-100.0%	\$ (5,000)
45-38-200	GRANT PROCEEDS	\$441,585	\$0	\$0	\$4,100,000	0.0%	\$ 4,100,000
45-38-205	DEVELOPER PARTNERSHIP PROCEEDS	\$219,000	\$146,000	\$73,000	\$146,000	0.0%	\$ -
45-38-206	DEVELOPER WARRANTY WORK	\$8,249	\$0	\$21,000	\$0	0.0%	\$ -
45-38-210	SCHOOL DISTRICT PARTNERSHIP PROCEEDS	\$200,000	\$0	\$0	\$0	0.0%	\$ -
45-38-211	UDOT PARTNERSHIP PROCEEDS	\$39,000	\$0	\$0	\$200,000	0.0%	\$ 200,000
45-39-100	TRANSFERS FROM GENERAL FUND	\$631,500	\$610,000	\$457,500	\$544,000	-10.8%	\$ (66,000)
45-39-141	TRANSFERS FROM TRANS IMPACT FEE FUND	\$100,000	\$396,450	\$297,338	\$390,000	-1.6%	\$ (6,450)
45-39-200	CONTRIBUTION FROM SURPLUS	\$0	\$260,000	\$0	\$0	-100.0%	\$ (260,000)
	TOTAL ENTERPRISE REVENUE	\$1,656,376	\$1,417,450	\$848,837	\$5,380,000	279.6%	\$ 3,962,550
	TOTAL FUND REVENUES	\$1,656,376	\$1,417,450	\$848,837	\$5,380,000	279.6%	\$ 3,962,550
<b>EXPENDITURES:</b>							
<u>EXPENDITURES</u>							
45-40-200	ROAD MAINTENANCE	\$394,301	\$391,831	\$607,060	\$499,954	27.6%	\$ 108,123



# Santaquin City

## 2021-2022 Tentative Budget

Account Number	Description	Actuals (2019-2020)	Revised Budget (2020-2021)	Actuals (2020-2021)	Projected Budget (2021-2022)	%Chg.	\$ Chg.
45-40-300	SUMMIT RIDGE PARKWAY EXTENSION PROJECT	\$2,248,534	\$0	\$29,077	\$0	0.0%	\$ -
45-40-301	500 WEST PROJECT	\$263,782	\$0	\$0	\$0	0.0%	\$ -
45-40-302	300 WEST PROJECT (WEST)	\$30,071	\$0	\$0	\$0	0.0%	\$ -
45-40-303	300 WEST PROJECT (EAST)	\$0	\$140,000	\$0	\$0	-100.0%	\$ (140,000)
45-40-304	HIGHLAND DRIVE CANYON ROAD	\$48,978	\$200,000	\$86,351	\$0	-100.0%	\$ (200,000)
45-40-305	REBUILD NORTH CENTER STREET	\$0	\$200,000	\$0	\$0	-100.0%	\$ (200,000)
45-40-306	MAIN STREET WIDENING	\$0	\$0	\$0	\$4,400,000	0.0%	\$ 4,400,000
45-40-881	2018 ROAD BOND PRINCIPAL	\$389,000	\$400,000	\$393,000	\$400,000	0.0%	\$ -
45-40-882	2018 ROAD BOND INTEREST	\$114,584	\$85,619	\$109,691	\$80,046	-6.5%	\$ (5,573)
45-40-900	TRANSFER TO CDA FUND	\$457,500	\$0	\$395,829	\$0	0.0%	\$ -
TOTAL EXPENDITURES		\$3,946,750	\$1,417,450	\$1,621,007	\$5,380,000	279.6%	\$ 3,962,550
TOTAL FUND EXPENDITURES		\$3,946,750	\$1,417,450	\$1,621,007	\$5,380,000	279.6%	\$ 3,962,550
NET REVENUE OVER EXPENDITURES		-\$2,290,374	\$0	-\$772,170	\$0	0.0%	\$ -
STORM DRAINAGE - ENTERPRISE FUND							
REVENUES:							
CONTRIBUTIONS AND TRANSFERS							
50-37-100	STORM DRAINAGE FEE REVENUE	\$38,904	\$46,500	\$35,573	\$56,200	20.9%	\$ 9,700
50-37-200	CDBG GRANT FUNDING	\$0	\$235,000	\$0	\$235,000	0.0%	\$ -
50-39-150	CONTRIBUTION FROM FUND BALANCE	\$0	\$83,500	\$0	\$130,000	55.7%	\$ 46,500
TOTAL CONTRIBUTIONS AND TRANSFERS		\$38,904	\$365,000	\$35,573	\$421,200	15.4%	\$ 56,200
TOTAL FUND REVENUES		\$38,904	\$365,000	\$35,573	\$421,200	15.4%	\$ 56,200

# Santaquin City

## 2021-2022 Tentative Budget

Account Number	Description	Actuals (2019-2020)	Revised Budget (2020-2021)	Actuals (2020-2021)	Projected Budget (2021-2022)	%Chg.	\$ Chg.
<b>EXPENDITURES:</b>							
<b>EXPENDITURES</b>							
50-40-300	STORM DRAINAGE EXPENSES	\$0	\$0	\$0	<b>\$56,200</b>	0.0%	\$ 56,200
50-40-902	TRANSFER TO CAPITAL PROJECTS FUND	\$0	\$365,000	\$273,750	<b>\$365,000</b>	0.0%	\$ -
TOTAL FUND EXPENDITURES		<b>\$0</b>	<b>\$365,000</b>	<b>\$273,750</b>	<b>\$421,200</b>	15.4%	\$ 56,200
TOTAL FUND EXPENDITURES		<b>\$0</b>	<b>\$365,000</b>	<b>\$273,750</b>	<b>\$421,200</b>	15.4%	\$ 56,200
NET REVENUE OVER EXPENDITURES		<b>\$38,904</b>	<b>\$0</b>	<b>-\$238,177</b>	<b>\$0</b>	0.0%	\$ 0
<b>WATER - ENTERPRISE FUND</b>							
<b>REVENUES:</b>							
<b>ENTERPRISE REVENUE</b>							
51-37-100	WATER SALES	\$1,247,644	\$1,242,944	\$1,026,044	<b>\$1,375,193</b>	10.6%	\$ 132,249
51-37-110	CONTRACTED WATER SALES	\$0	\$0	\$600	<b>\$0</b>	0.0%	\$ -
51-37-175	WATER METERS	\$64,688	\$45,000	\$105,566	<b>\$190,500</b>	323.3%	\$ 145,500
51-37-200	WATER CONNECTION FEES	\$41,996	\$30,000	\$62,200	<b>\$125,000</b>	316.7%	\$ 95,000
51-37-212	CHLORINE SALES	\$4,119	\$5,000	\$3,862	<b>\$5,150</b>	3.0%	\$ 150
51-37-300	PENALTIES & FORFEITURES	\$92,727	\$130,000	\$89,545	<b>\$119,393</b>	-8.2%	\$ (10,607)
TOTAL ENTERPRISE REVENUE		<b>\$1,451,174</b>	<b>\$1,452,944</b>	<b>\$1,287,817</b>	<b>\$1,815,236</b>	24.9%	\$ 362,292
<b>MISCELLANEOUS REVENUE</b>							
51-38-100	INTEREST EARNINGS	\$6,405	\$6,500	\$2,252	<b>\$3,003</b>	-53.8%	\$ (3,497)
51-38-150	INTEREST/PTIF IN LIEU OF WATER	\$22,969	\$25,000	\$5,779	<b>\$7,706</b>	-69.2%	\$ (17,294)
51-38-200	CONSTRUCTION WATER	\$9,720	\$10,000	\$13,620	<b>\$18,160</b>	81.6%	\$ 8,160

# Santaquin City

## 2021-2022 Tentative Budget

Account Number	Description	Actuals (2019-2020)	Revised Budget (2020-2021)	Actuals (2020-2021)	Projected Budget (2021-2022)	%Chg.	\$ Chg.
51-38-900	MISCELLANEOUS	\$46,652	\$20,000	\$31,316	<b>\$41,755</b>	108.8%	\$ 21,755
51-38-901	MONEY IN LIEU OF WATER	\$205,606	\$0	\$304,669	<b>\$406,225</b>	0.0%	\$ 406,225
TOTAL MISCELLANEOUS REVENUE		<b>\$291,351</b>	<b>\$61,500</b>	<b>\$357,636</b>	<b>\$476,849</b>	675.4%	\$ 415,349
<b><u>CONTRIBUTIONS AND TRANSFERS</u></b>							
51-39-100	TRANSFER FROM PW CAP REPAIR & REPLACEMENT	\$0	\$100,000	\$75,000	<b>\$0</b>	-100.0%	\$ (100,000)
51-39-110	CONTRIBUTIONS FROM SURPLUS	\$0	\$0	\$0	<b>\$0</b>	0.0%	\$ -
TOTAL CONTRIBUTIONS AND TRANSFERS		<b>\$0</b>	<b>\$100,000</b>	<b>\$75,000</b>	<b>\$0</b>	-100.0%	\$ (100,000)
<b>TOTAL FUND REVENUES</b>		<b>\$1,742,525</b>	<b>\$1,614,444</b>	<b>\$1,720,454</b>	<b>\$2,292,084</b>	42.0%	\$ 677,640
<b>EXPENDITURES:</b>							
<b><u>EXPENDITURES</u></b>							
51-40-110	SALARIES & WAGES	\$199,206	\$196,406	\$159,145	<b>\$235,721</b>	20.0%	\$ 39,315
51-40-120	SALARIES & WAGES (PART TIME)	\$51,202	\$63,157	\$46,101	<b>\$71,704</b>	13.5%	\$ 8,547
51-40-130	EMPLOYEE BENEFITS	\$118,626	\$118,295	\$84,625	<b>\$150,792</b>	27.5%	\$ 32,497
51-40-140	OVERTIME	\$4,124	\$2,000	\$1,961	<b>\$2,000</b>	0.0%	\$ -
51-40-210	BOOKS, SUBSCRIPTIONS & MEMBERSHIPS	\$2,100	\$2,000	\$2,897	<b>\$3,000</b>	50.0%	\$ 1,000
51-40-230	EDUCATION, TRAINING & TRAVEL	\$2,438	\$4,000	\$4,186	<b>\$5,000</b>	25.0%	\$ 1,000
51-40-240	SUPPLIES	\$121,729	\$130,000	\$102,753	<b>\$55,700</b>	-57.2%	\$ (74,300)
51-40-241	UTILITY BILLING PROCESSING FEES	\$18,947	\$20,000	\$16,989	<b>\$25,000</b>	25.0%	\$ 5,000
51-40-242	METERS & MXU'S	\$0	\$0	\$0	<b>\$115,000</b>	0.0%	\$ 115,000
51-40-250	EQUIPMENT MAINTENANCE	\$12,417	\$11,500	\$18,254	<b>\$14,000</b>	21.7%	\$ 2,500
51-40-253	TRANSFER TO WATER SSD - ASSESSMENTS	\$2,235	\$0	\$0	<b>\$0</b>	0.0%	\$ -
51-40-260	FUEL	\$6,459	\$7,000	\$5,120	<b>\$7,500</b>	7.1%	\$ 500
51-40-273	UTILITIES	\$54,469	\$60,000	\$72,826	<b>\$85,000</b>	41.7%	\$ 25,000
51-40-280	TELEPHONE	\$2,845	\$3,000	\$2,019	<b>\$3,000</b>	0.0%	\$ -

# Santaquin City

## 2021-2022 Tentative Budget

Account Number	Description	Actuals (2019-2020)	Revised Budget (2020-2021)	Actuals (2020-2021)	Projected Budget (2021-2022)	%Chg.	\$ Chg.
51-40-310	PROFESSIONAL & TECHNICAL SVCS	\$13,241	\$10,000	\$4,338	<b>\$10,000</b>	0.0%	\$ -
51-40-311	MT. NEBO WATER PARTICIPATION (1/2)	\$774	\$3,750	\$0	<b>\$0</b>	-100.0%	\$ (3,750)
51-40-650	DEPRECIATION	\$40,449	\$0	\$0	<b>\$0</b>	0.0%	\$ -
51-40-750	CAPITAL PROJECTS	\$0	\$120,000	\$20,018	<b>\$14,500</b>	-87.9%	\$ (105,500)
51-40-811	2018 WATER BOND RESERVE	\$0	\$29,521	\$0	<b>\$0</b>	-100.0%	\$ (29,521)
51-40-900	TRANSFER TO GENERAL FUNDS	\$600,000	\$600,000	\$450,000	<b>\$600,000</b>	0.0%	\$ -
51-40-901	TRANSFER TO PW CAPITAL HOLDING FUND	\$82,272	\$89,904	\$67,428	<b>\$98,280</b>	9.3%	\$ 8,376
51-40-910	TRANSFER TO COMPUTER CAP FUND	\$50,000	\$55,000	\$41,250	<b>\$64,000</b>	16.4%	\$ 9,000
51-40-920	CONTRIBUTION TO FUND BALANCE	\$0	\$88,911	\$0	<b>\$731,888</b>	723.2%	\$ 642,977
TOTAL EXPENDITURES		<b>\$1,483,532</b>	<b>\$1,614,444</b>	<b>\$1,099,911</b>	<b>\$2,292,085</b>	42.0%	\$ 677,641
TOTAL FUND EXPENDITURES		<b>\$1,483,532</b>	<b>\$1,614,444</b>	<b>\$1,099,911</b>	<b>\$2,292,085</b>	42.0%	\$ 677,641
NET REVENUE OVER EXPENDITURES		<b>\$258,993</b>	<b>\$0</b>	<b>\$620,543</b>	<b>\$0</b>	0.0%	\$ (0)
<b>SEWER FUND - ENTERPRISE FUND</b>							
<b>REVENUES:</b>							
<b>ENTERPRISE REVENUE</b>							
52-37-100	USER FEE	\$1,932,067	\$1,976,292	\$1,570,467	<b>\$2,131,629</b>	7.9%	\$ 155,337
TOTAL ENTERPRISE REVENUE		<b>\$1,932,067</b>	<b>\$1,976,292</b>	<b>\$1,570,467</b>	<b>\$2,131,629</b>	7.9%	\$ 155,337
<b>MISCELLANEOUS REVENUE</b>							
52-38-100	INTEREST EARNINGS	\$44,480	\$50,000	\$2,282	<b>\$3,000</b>	-94.0%	\$ (47,000)
52-38-900	MISCELLANEOUS	\$0	\$2,000	\$0	<b>\$0</b>	-100.0%	\$ (2,000)
TOTAL MISCELLANEOUS REVENUE		<b>\$44,480</b>	<b>\$52,000</b>	<b>\$2,282</b>	<b>\$3,000</b>	-94.2%	\$ (49,000)

# Santaquin City

## 2021-2022 Tentative Budget

Account Number	Description	Actuals (2019-2020)	Revised Budget (2020-2021)	Actuals (2020-2021)	Projected Budget (2021-2022)	%Chg.	\$ Chg.
<b>CONTRIBUTIONS AND TRANSFERS</b>							
52-38-910	TRANSFER FROM SEWER IMPACT FEE FUND	\$200,000	\$200,000	\$150,000	<b>\$300,000</b>	50.0%	\$ 100,000
TOTAL CONTRIBUTIONS AND TRANSFERS		<b>\$200,000</b>	<b>\$200,000</b>	<b>\$150,000</b>	<b>\$300,000</b>	50.0%	\$ 100,000
<b>TOTAL FUND REVENUES</b>		<b>\$2,176,547</b>	<b>\$2,228,292</b>	<b>\$1,722,749</b>	<b>\$2,434,629</b>	9.3%	\$ 206,337
<b>EXPENDITURES:</b>							
<b>EXPENDITURES</b>							
52-40-110	SALARIES & WAGES	\$205,615	\$204,000	\$166,826	<b>\$237,656</b>	16.5%	\$ 33,656
52-40-120	SALARIES & WAGES (PART TIME)	\$39,985	\$51,278	\$37,174	<b>\$71,704</b>	39.8%	\$ 20,426
52-40-130	EMPLOYEE BENEFITS	\$113,060	\$116,960	\$84,307	<b>\$152,204</b>	30.1%	\$ 35,244
52-40-140	OVERTIME	\$3,588	\$2,000	\$2,170	<b>\$2,000</b>	0.0%	\$ -
52-40-210	BOOKS, SUBSCRIPT, MEMBERSHIPS	\$556	\$1,000	\$3,221	<b>\$3,000</b>	200.0%	\$ 2,000
52-40-230	EDUCATION, TRAINING & TRAVEL	\$2,096	\$3,500	\$1,734	<b>\$5,000</b>	42.9%	\$ 1,500
52-40-240	SUPPLIES	\$74,020	\$60,000	\$81,097	<b>\$52,700</b>	-12.2%	\$ (7,300)
52-40-241	UTILITY BILLING PROCESSING FEES	\$18,806	\$20,000	\$16,989	<b>\$25,000</b>	25.0%	\$ 5,000
52-40-242	METERS & MXU'S	\$0	\$0	\$0	<b>\$115,000</b>	0.0%	\$ 115,000
52-40-250	EQUIPMENT MAINTENANCE	\$9,096	\$10,000	\$30,841	<b>\$15,000</b>	50.0%	\$ 5,000
52-40-260	FUEL	\$5,411	\$7,500	\$4,814	<b>\$7,500</b>	0.0%	\$ -
52-40-270	UTILITIES	\$34,218	\$40,000	\$23,305	<b>\$0</b>	-100.0%	\$ (40,000)
52-40-280	TELEPHONE	\$2,845	\$4,200	\$2,019	<b>\$600</b>	-85.7%	\$ (3,600)
52-40-310	PROFESSIONAL & TECHNICAL SVCS	\$8,410	\$7,000	\$4,931	<b>\$10,000</b>	42.9%	\$ 3,000
52-40-325	SEWER LINE CLEANOUT (1/3 of City)	\$50,155	\$30,000	\$3,546	<b>\$85,000</b>	183.3%	\$ 55,000
52-40-500	WRF - UTILITIES	\$108,279	\$90,000	\$93,773	<b>\$125,000</b>	38.9%	\$ 35,000
52-40-510	WRF - CHEMICAL SUPPLIES	\$41,374	\$45,000	\$40,102	<b>\$57,000</b>	26.7%	\$ 12,000
52-40-520	WRF - SUPPLIES	\$14,047	\$15,000	\$8,246	<b>\$12,000</b>	-20.0%	\$ (3,000)
52-40-530	WRF - SOLID WASTE DISPOSAL	\$45,881	\$45,000	\$32,376	<b>\$45,000</b>	0.0%	\$ -

# Santaquin City

## 2021-2022 Tentative Budget

Account Number	Description	Actuals (2019-2020)	Revised Budget (2020-2021)	Actuals (2020-2021)	Projected Budget (2021-2022)	%Chg.	\$ Chg.
52-40-540	WRF - PERMITS	\$1,485	\$1,500	\$1,485	<b>\$1,500</b>	0.0%	\$ -
52-40-550	WRF - EQUIPMENT MAINTENANCE	\$40,404	\$25,000	\$22,063	<b>\$30,000</b>	20.0%	\$ 5,000
52-40-730	CAPITAL PROJECTS	\$0	\$15,000	\$0	<b>\$10,000</b>	-33.3%	\$ (5,000)
52-40-790	CONTRIBUTION TO FUND BALANCE	\$0	\$156,433	\$0	<b>\$37,335</b>	-76.1%	\$ (119,098)
52-40-810	RESERVE FUND DEPOSITS	\$0	\$0	\$0	<b>\$28,890</b>	0.0%	\$ 28,890
52-40-810	DEBT SERVICE - PRINCIPAL	\$0	\$545,512	\$0	<b>\$426,396</b>	-21.8%	\$ (119,116)
52-40-820	DEBT SERVICE - INTEREST	\$0	\$89,401	\$0	<b>\$118,736</b>	32.8%	\$ 29,335
52-40-900	TRANSFER TO GENERAL FUND	\$450,000	\$500,000	\$375,000	<b>\$600,000</b>	20.0%	\$ 100,000
52-40-901	TRANSFER TO PW CAPITAL HOLDING FUND	\$80,328	\$88,008	\$66,006	<b>\$96,408</b>	9.5%	\$ 8,400
52-40-905	TRANSFER TO COMPUTER CAPITAL	\$50,000	\$55,000	\$41,250	<b>\$64,000</b>	16.4%	\$ 9,000
52-40-920	TRANSFER TO CAPITAL VEHICLE FUND	\$100,000	\$0	\$0	<b>\$0</b>	0.0%	\$ -
TOTAL EXPENDITURES		<b>\$1,793,131</b>	<b>\$2,228,292</b>	<b>\$1,143,275</b>	<b>\$2,434,629</b>	9.3%	\$ 206,337
TOTAL FUND EXPENDITURES		<b>\$1,793,131</b>	<b>\$2,228,292</b>	<b>\$1,143,275</b>	<b>\$2,434,629</b>	9.3%	\$ 206,337
NET REVENUE OVER EXPENDITURES		<b>\$383,415</b>	<b>\$0</b>	<b>\$579,475</b>	<b>\$0</b>	0.0%	\$ (0)
<b>PRESSURIZED IRRIGATION - ENTERPRISE FUND</b>							
<b>REVENUES:</b>							
<b>ENTERPRISE REVENUE</b>							
54-37-100	PI WATER SALES	\$1,043,734	\$1,059,966	\$875,206	<b>\$1,171,156</b>	10.5%	\$ 111,190
54-37-121	PI METER	\$69,992	\$37,500	\$102,056	<b>\$125,000</b>	233.3%	\$ 87,500
54-37-122	SUMMIT CREEK IRRIGATION REPAIR REVENUE	\$0	\$2,000	\$0	<b>\$0</b>	-100.0%	\$ (2,000)
54-37-200	PI CONNECTION FEES	\$43,152	\$60,000	\$60,950	<b>\$125,000</b>	108.3%	\$ 65,000
TOTAL ENTERPRISE REVENUE		<b>\$1,156,878</b>	<b>\$1,159,466</b>	<b>\$1,038,212</b>	<b>\$1,421,156</b>	22.6%	\$ 261,690

# Santaquin City

## 2021-2022 Tentative Budget

Account Number	Description	Actuals (2019-2020)	Revised Budget (2020-2021)	Actuals (2020-2021)	Projected Budget (2021-2022)	%Chg.	\$ Chg.
<b>TOTAL FUND REVENUES</b>		<b>\$1,156,878</b>	<b>\$1,159,466</b>	<b>\$1,038,212</b>	<b>\$1,421,156</b>	22.6%	\$ 261,690
<b>EXPENDITURES:</b>							
<b>EXPENDITURES</b>							
54-40-110	SALARIES & WAGES	\$149,583	\$148,191	\$121,433	<b>\$177,684</b>	19.9%	\$ 29,493
54-40-120	SALARIES & WAGES (PART TIME)	\$37,788	\$34,931	\$25,091	<b>\$57,768</b>	65.4%	\$ 22,837
54-40-130	EMPLOYEE BENEFITS	\$76,999	\$84,301	\$61,206	<b>\$111,360</b>	32.1%	\$ 27,059
54-40-140	OVERTIME	\$0	\$0	\$0	<b>\$2,000</b>	0.0%	\$ 2,000
54-40-240	SUPPLIES	\$120,672	\$90,000	\$90,347	<b>\$55,700</b>	-38.1%	\$ (34,300)
54-40-241	UTILITY BILLING PROCESSING FEES	\$0	\$0	\$17,721	<b>\$25,000</b>	0.0%	\$ 25,000
54-40-242	METERS & MXU'S	\$0	\$0	\$0	<b>\$115,000</b>	0.0%	\$ 115,000
54-40-250	EQUIPMENT MAINTENANCE	\$35,565	\$0	\$5,773		0.0%	
54-40-253	WATER ASSESSMENTS	\$37,117	\$37,380	\$44,353	<b>\$44,713</b>	19.6%	\$ 7,333
54-40-254	TRANSFER TO WATER SSD (WATER RENTAL)	\$0	\$33,500	\$40,380	<b>\$0</b>	-100.0%	\$ (33,500)
54-40-273	UTILITIES	\$52,942	\$65,000	\$85,267	<b>\$95,000</b>	46.2%	\$ 30,000
54-40-311	MT. NEBO WATER PARTICIPATION (1/2)	\$774	\$3,750	\$0	<b>\$0</b>	-100.0%	\$ (3,750)
54-40-320	SUMMIT CREEK MOU AGREEMENT	\$5,060	\$5,060	\$0	<b>\$5,060</b>	0.0%	\$ -
54-40-751	SUMMIT CREEK IRRIGATION REPAIR EXPENSES	\$1,078	\$1,000	\$0	<b>\$2,000</b>	100.0%	\$ 1,000
54-40-750	CAPITAL PROJECTS	\$0	\$0	\$0	<b>\$14,500</b>	0.0%	\$ 14,500
54-40-790	CONTRIBUTION TO FUND BALANCE	\$0	\$101,795	\$0	<b>\$245,526</b>	141.2%	\$ 143,731
54-40-791	FUTURE CUP WATER SET-ASIDE	\$0	\$19,830	\$0	<b>\$19,830</b>	0.0%	\$ -
54-40-811	2018 WATER BOND RESERVE	\$0	\$29,521	\$0	<b>\$0</b>	-100.0%	\$ (29,521)
54-40-900	TRANSFER TO GENERAL FUNDS	\$125,000	\$150,000	\$112,500	<b>\$300,000</b>	100.0%	\$ 150,000
54-40-901	TRANSFER TO PW CAPITAL HOLDING FUND	\$76,200	\$80,207	\$60,156	<b>\$86,016</b>	7.2%	\$ 5,809
54-40-905	TRANSFER TO COMPUTER CAP FUND	\$50,000	\$55,000	\$41,250	<b>\$64,000</b>	16.4%	\$ 9,000
54-40-915	TRANSFER TO WATER IMPACT FEE FUND	\$220,000	\$220,000	\$165,000	<b>\$0</b>	-100.0%	\$ (220,000)
54-40-920	TRANS TO PI IMPACT FEE FUND	\$100,000	\$0	\$0	<b>\$0</b>	0.0%	\$ -

# Santaquin City

## 2021-2022 Tentative Budget

Account Number	Description	Actuals (2019-2020)	Revised Budget (2020-2021)	Actuals (2020-2021)	Projected Budget (2021-2022)	%Chg.	\$ Chg.
	TOTAL EXPENDITURES	\$1,088,778	\$1,159,466	\$870,475	\$1,421,156	22.6%	\$ 261,690
	TOTAL FUND EXPENDITURES	\$1,088,778	\$1,159,466	\$870,475	\$1,421,156	22.6%	\$ 261,690
	NET REVENUE OVER EXPENDITURES	\$68,100	\$0	\$167,737	\$0	0.0%	\$ 0
<b>CULINARY WATER - IMPACT FEE FUND</b>							
<b>REVENUES:</b>							
<u><b>MISCELLANEOUS REVENUE</b></u>							
55-38-100	INTEREST EARNINGS	\$186	\$0	\$7,154	\$10,000	0.0%	\$ 10,000
55-38-800	IMPACT FEES	\$167,908	\$98,400	\$327,739	\$590,000	499.6%	\$ 491,600
	TOTAL MISCELLANEOUS REVENUE	\$168,094	\$98,400	\$334,893	\$600,000	509.8%	\$ 501,600
<u><b>CONTRIBUTIONS AND TRANSFERS</b></u>							
55-39-110	CONTRIBUTIONS FROM SURPLUS	\$0	\$27,530	\$0	\$0	-100.0%	\$ (27,530)
	TOTAL CONTRIBUTIONS AND TRANSFERS	\$0	\$27,530	\$0	\$0	-100.0%	\$ (27,530)
	TOTAL FUND REVENUES	\$168,094	\$125,930	\$334,893	\$600,000	376.5%	\$ 474,070
<b>EXPENDITURES:</b>							
<u><b>EXPENDITURES</b></u>							
55-40-200	SCADA SYSTEM	\$7,345	\$0	\$0	\$0	0.0%	\$ -
55-40-720	IMPACT FEE	\$19,870	\$0	\$11,278	\$506,960	0.0%	\$ 506,960
55-40-730	CAPITAL FACILITY PLAN UPDATES	\$19,837	\$86,570	\$50,352	\$0	-100.0%	\$ (86,570)
55-40-800	SUMMIT RIDGE REIMBURSEMENT	\$15,088	\$39,360	\$11,808	\$0	-100.0%	\$ (39,360)



# Santaquin City

## 2021-2022 Tentative Budget

Account Number	Description	Actuals (2019-2020)	Revised Budget (2020-2021)	Actuals (2020-2021)	Projected Budget (2021-2022)	%Chg.	\$ Chg.
55-40-820	DEBT SERVICE	\$23,879	\$0	\$33,365	<b>\$93,040</b>	0.0%	\$ 93,040
55-40-850	DEPRECIATION	\$318,826	\$0	\$0	<b>\$0</b>	0.0%	\$ -
	TOTAL EXPENDITURES	<b>\$404,846</b>	<b>\$125,930</b>	<b>\$106,803</b>	<b>\$600,000</b>	376.5%	\$ 474,070
	TOTAL FUND EXPENDITURES	<b>\$404,846</b>	<b>\$125,930</b>	<b>\$106,803</b>	<b>\$600,000</b>	376.5%	\$ 474,070
	NET REVENUE OVER EXPENDITURES	<b>-\$236,752</b>	<b>\$0</b>	<b>\$228,090</b>	<b>\$0</b>	0.0%	\$ -
<b>SEWER - IMPACT FEE FUND</b>							
<b>REVENUES:</b>							
<b>MISCELLANEOUS REVENUE</b>							
56-38-100	INTEREST EARNINGS	\$18,957	\$18,500	\$14,881	<b>\$20,000</b>	8.1%	\$ 1,500
56-38-800	IMPACT FEES	\$1,074,015	\$662,400	\$1,808,440	<b>\$2,208,000</b>	233.3%	\$ 1,545,600
	TOTAL MISCELLANEOUS REVENUE	<b>\$1,092,972</b>	<b>\$680,900</b>	<b>\$1,823,322</b>	<b>\$2,228,000</b>	227.2%	\$ 1,547,100
	TOTAL FUND REVENUES	<b>\$1,092,972</b>	<b>\$680,900</b>	<b>\$1,823,322</b>	<b>\$2,228,000</b>	227.2%	\$ 1,547,100
<b>EXPENDITURES:</b>							
<b>EXPENDITURES</b>							
56-40-720	IMPACT FEE	\$0	\$0	\$0	<b>\$1,638,000</b>	0.0%	\$ 1,638,000
56-40-730	SANTAQUIN WRF PRELIM/FINAL DES	\$0	\$0	\$2,622	<b>\$0</b>	0.0%	\$ -
56-40-735	CAPITAL FACILITY PLAN UPDATE	\$4,321	\$0	\$8,045	<b>\$0</b>	0.0%	\$ -
56-40-783	WRF UPGRADE PROJECT	\$247,613	\$0	\$0	<b>\$0</b>	0.0%	\$ -
56-40-784	WRF SOLIDS HANDLING PROJECT	\$0	\$0	\$0	<b>\$90,000</b>	0.0%	\$ 90,000
56-40-800	SUMMIT RIDGE REIMBURSEMENT	\$30,470	\$72,000	\$23,846	<b>\$200,000</b>	177.8%	\$ 128,000

# Santaquin City

## 2021-2022 Tentative Budget

Account Number	Description	Actuals (2019-2020)	Revised Budget (2020-2021)	Actuals (2020-2021)	Projected Budget (2021-2022)	%Chg.	\$ Chg.
56-40-850	DEPRECIATION	\$861,568	\$0	\$0	\$0	0.0%	\$ -
56-40-860	DEBT SERVICE INTEREST	\$126,716	\$120,000	\$104,530	\$0	-100.0%	\$ (120,000)
56-40-900	TRANSFER TO OTHER FUNDS	\$200,000	\$200,000	\$150,000	\$300,000	50.0%	\$ 100,000
TOTAL EXPENDITURES		\$1,470,688	\$680,900	\$289,044	\$2,228,000	227.2%	\$ 1,547,100
TOTAL FUND EXPENDITURES		\$1,470,688	\$680,900	\$289,044	\$2,228,000	227.2%	\$ 1,547,100
NET REVENUE OVER EXPENDITURES		-\$377,716	\$0	\$1,534,278	\$0	0.0%	\$ -
PARK - IMPACT FEE FUND							
REVENUES:							
MISCELLANEOUS REVENUE							
57-38-100	INTEREST	\$0	\$0	\$4,102	\$5,000	0.0%	\$ 5,000
57-38-150	CONTRIBUTIONS FROM BEGINNING BAL	\$0	\$75,000	\$0	\$1,000,000	1233.3%	\$ 925,000
57-38-210	MAG TIP TRAILS PLANNING GRANT	\$0	\$50,000	\$0	\$50,000	0.0%	\$ -
57-38-300	UT CO PARK/REC GRANT	\$5,800	\$0	\$0	\$0	0.0%	\$ -
57-38-800	IMPACT FEES	\$872,760	\$572,550	\$1,424,382	\$1,908,500	233.3%	\$ 1,335,950
TOTAL MISCELLANEOUS REVENUE		\$878,560	\$697,550	\$1,428,484	\$2,963,500	324.8%	\$ 2,265,950
TOTAL FUND REVENUES		\$878,560	\$697,550	\$1,428,484	\$2,963,500	324.8%	\$ 2,265,950
EXPENDITURES:							
EXPENDITURES							
57-40-300	UT CO PARK/REC GRANT	\$5,800	\$0	\$0	\$0	0.0%	\$ -
57-40-415	RECREATION CENTER/PW BLDG REMODEL	\$23,052	\$0	\$0	\$0	0.0%	\$ -

# Santaquin City

## 2021-2022 Tentative Budget

Account Number	Description	Actuals (2019-2020)	Revised Budget (2020-2021)	Actuals (2020-2021)	Projected Budget (2021-2022)	%Chg.	\$ Chg.
57-40-510	SOCCER PARK	\$1,034,014	\$0	\$0	\$0	0.0%	\$ -
57-40-512	ORCHARD HILLS - BALL FIELD LIGHTS	\$0	\$280,000	\$0	\$0	-100.0%	\$ (280,000)
57-40-513	400 EAST MAIN STREET PARK	\$0	\$261,245	\$7,746	\$0	-100.0%	\$ (261,245)
57-40-514	HARVEST VIEW PARK - PHASE II	\$0	\$0	\$0	\$2,000,000	0.0%	\$ 2,000,000
57-40-720	IMPACT FEE	\$30,561	\$106,305	\$11,742	\$783,500	637.0%	\$ 677,195
57-40-730	CAPITAL FACILTY PLAN UPDATE	\$0	\$0	\$0	\$80,000	0.0%	\$ 80,000
57-40-731	TRAILS MASTER PLAN	\$0	\$50,000	\$0	\$50,000	0.0%	\$ -
57-40-NEW	REGIONAL RESERVIOR PARK FEASIBILITY STUDY				\$50,000	0.0%	\$ 50,000
57-40-900	CONTRIBUTION TO FUND BALANCE	\$0	\$0	\$0	\$0	0.0%	\$ -
TOTAL EXPENDITURES		\$1,093,428	\$697,550	\$19,488	\$2,963,500	324.8%	\$ 2,265,950
TOTAL FUND EXPENDITURES		\$1,093,428	\$697,550	\$19,488	\$2,963,500	324.8%	\$ 2,265,950
NET REVENUE OVER EXPENDITURES		-\$214,868	\$0	\$1,408,996	\$0	0.0%	\$ -
PUBLIC SAFETY - IMPACT FEE FUND							
REVENUES:							
<u>MISCELLANEOUS REVENUE</u>							
58-38-100	INTEREST EARNED	\$0	\$0	\$1,124	\$1,300	0.0%	\$ 1,300
58-38-800	IMPACT FEES	\$96,424	\$63,060	\$146,011	\$210,200	233.3%	\$ 147,140
TOTAL MISCELLANEOUS REVENUE		\$96,424	\$63,060	\$147,134	\$211,500	235.4%	\$ 148,440
TOTAL FUND REVENUES		\$96,424	\$63,060	\$147,134	\$211,500	235.4%	\$ 148,440
EXPENDITURES:							

# Santaquin City

## 2021-2022 Tentative Budget

Account Number	Description	Actuals (2019-2020)	Revised Budget (2020-2021)	Actuals (2020-2021)	Projected Budget (2021-2022)	%Chg.	\$ Chg.
<b>EXPENDITURES</b>							
58-40-720	IMPACT FEE	\$0	\$23,060	\$0	<b>\$211,500</b>	817.2%	\$ 188,440
58-40-730	CAPITAL FACILITY PLAN UPDATE	\$0	\$10,000	\$4,625	<b>\$0</b>	-100.0%	\$ (10,000)
58-40-731	FIRE DISTRICT STUDY	\$7,500	\$0	\$0	<b>\$0</b>	0.0%	\$ -
TOTAL EXPENDITURES		<b>\$7,500</b>	<b>\$63,060</b>	<b>\$4,625</b>	<b>\$211,500</b>	235.4%	\$ 148,440
TOTAL FUND EXPENDITURES		<b>\$7,500</b>	<b>\$63,060</b>	<b>\$4,625</b>	<b>\$211,500</b>	235.4%	\$ 148,440
NET REVENUE OVER EXPENDITURES		<b>\$88,924</b>	<b>\$0</b>	<b>\$142,509</b>	<b>\$0</b>	0.0%	\$ -
<b>TRANSPORTATION - IMPACT FEE FUND</b>							
<b>REVENUES:</b>							
<b>MISCELLANEOUS REVENUE</b>							
59-38-100	INTEREST EARNED	\$0	\$0	\$1,631	<b>\$2,000</b>	0.0%	\$ 2,000
59-38-800	IMPACT FEES	\$223,795	\$96,450	\$275,506	<b>\$390,000</b>	304.4%	\$ 293,550
59-39-200	CONTRIBUTION FROM FUND BALANCE	\$0	\$300,000	\$0	<b>\$275,000</b>	-8.3%	\$ (25,000)
TOTAL MISCELLANEOUS REVENUE		<b>\$223,795</b>	<b>\$396,450</b>	<b>\$277,137</b>	<b>\$665,000</b>	67.7%	\$ 268,550
TOTAL FUND REVENUES		<b>\$223,795</b>	<b>\$396,450</b>	<b>\$277,137</b>	<b>\$665,000</b>	67.7%	\$ 268,550
<b>EXPENDITURES:</b>							
<b>EXPENDITURES</b>							
59-39-310	TRANSFERS TO ROAD CAPITAL PROJECT FUND	\$100,000	\$396,450	\$297,338	<b>\$390,000</b>	-1.6%	\$ (6,450)
59-40-720	IMPACT FEE EXPENSES	\$750	\$0	\$0	<b>\$0</b>	0.0%	\$ -

# Santaquin City

## 2021-2022 Tentative Budget

Account Number	Description	Actuals (2019-2020)	Revised Budget (2020-2021)	Actuals (2020-2021)	Projected Budget (2021-2022)	%Chg.	\$ Chg.
59-40-730	CAPITAL FACILITY PLAN UPDATE	\$19,994	\$0	\$3,183	\$0	0.0%	\$ -
59-40-751	HIGHLAND DRIVE CANYON ROAD	\$7,167	\$0	\$25,759	\$275,000	0.0%	\$ 275,000
	TOTAL EXPENDITURES	\$127,912	\$396,450	\$326,280	\$665,000	67.7%	\$ 268,550
	TOTAL FUND EXPENDITURES	\$127,912	\$396,450	\$326,280	\$665,000	67.7%	\$ 268,550
	NET REVENUE OVER EXPENDITURES	\$95,883	\$0	-\$49,144	\$0	0.0%	\$ -
<b>PRESSURIZED IRRIGATION WATER - IMPACT FEE FUND</b>							
<b>REVENUES:</b>							
<b><u>MISCELLANEOUS REVENUE</u></b>							
60-38-100	INTEREST EARNINGS	\$418	\$0	\$753	\$1,000	0.0%	\$ 1,000
60-34-000	TRANS FROM P.I.	\$220,000	\$220,000	\$165,000	\$0	-100.0%	\$ (220,000)
60-33-800	IMPACT FEES	\$352,290	\$375,000	\$440,879	\$2,061,500	449.7%	\$ 1,686,500
	TOTAL MISCELLANEOUS REVENUE	\$572,708	\$595,000	\$606,631	\$2,062,500	246.6%	\$ 1,467,500
<b><u>CONTRIBUTIONS AND TRANSFERS</u></b>							
60-39-300	BOND PROCEEDS	\$0	\$0	\$0	\$6,600,000	0.0%	\$ 6,600,000
60-39-110	CONTRIBUTIONS FROM SURPLUS	\$0	\$185,000	\$0	\$0	-100.0%	\$ (185,000)
	TOTAL CONTRIBUTIONS AND TRANSFERS	\$0	\$185,000	\$0	\$6,600,000	3467.6%	\$ 6,415,000
	TOTAL FUND REVENUES	\$572,708	\$780,000	\$606,631	\$8,662,500	1010.6%	\$ 7,882,500
<b>EXPENDITURES:</b>							

# Santaquin City

## 2021-2022 Tentative Budget

Account Number	Description	Actuals (2019-2020)	Revised Budget (2020-2021)	Actuals (2020-2021)	Projected Budget (2021-2022)	%Chg.	\$ Chg.
<b>EXPENDITURES</b>							
60-40-300	PRESSURIZED IRRIGATION PAYMENT	\$1,370	\$435,000	\$0	<b>\$522,270</b>	20.1%	\$ 87,270
60-40-656	SUMMIT RIDGE TANK & BOOSTER PUMP STATION	\$0	\$0	\$0	<b>\$7,200,000</b>	0.0%	\$ 7,200,000
60-40-720	IMPACT FEE	\$0	\$50,120	\$12,214	<b>\$595,255</b>	1087.7%	\$ 545,135
60-40-730	CAPITAL FACILITY PLAN UPDATES	\$11,371	\$86,570	\$33,888	<b>\$0</b>	-100.0%	\$ (86,570)
60-40-800	SUMMIT RIDGE REIMBURSEMENT	\$42,412	\$110,640	\$33,192	<b>\$200,000</b>	80.8%	\$ 89,360
60-40-820	DEBT SERVICE - INTEREST	\$110,557	\$77,301	\$113,048	<b>\$144,975</b>	87.5%	\$ 67,674
60-40-850	DEPRECIATION	\$261,852	\$369	\$0	<b>\$0</b>	-100.0%	\$ (369)
60-40-915	TRANSFER TO CAPITAL PROJECTS FUND	\$0	\$20,000	\$15,000	<b>\$0</b>	-100.0%	\$ (20,000)
TOTAL EXPENDITURES		<b>\$427,562</b>	<b>\$780,000</b>	<b>\$207,341</b>	<b>\$8,662,500</b>	1010.6%	\$ 7,882,500
TOTAL FUND EXPENDITURES		<b>\$427,562</b>	<b>\$780,000</b>	<b>\$207,341</b>	<b>\$8,662,500</b>	1010.6%	\$ 7,882,500
NET REVENUE OVER EXPENDITURES		<b>\$145,146</b>	<b>\$0</b>	<b>\$399,290</b>	<b>\$0</b>	0.0%	\$ 0
<b>COMMUNITY SERVICES (CS-SPORTS) - SPECIAL REVENUE FUND</b>							
<b>REVENUES:</b>							
<b>INTERGOVERNMENTAL REVENUE</b>							
61-33-100	CELL TOWER LEASE REVENUE	\$53,068	\$51,000	\$49,944	<b>\$52,000</b>	2.0%	\$ 1,000
61-33-300	SPONSORSHIPS/DONATIONS	\$33,830	\$5,000	\$8,206	<b>\$5,000</b>	0.0%	\$ -
61-38-900	MISC. INCOME	-\$48	\$0	\$0	<b>\$0</b>	0.0%	\$ -
TOTAL INTERGOVERNMENTAL REVENUE		<b>\$86,851</b>	<b>\$56,000</b>	<b>\$58,150</b>	<b>\$57,000</b>	1.8%	\$ 1,000
<b>CHARGES FOR SERVICES</b>							
61-34-100	DANCE CLASS	-\$38	\$0	\$0	<b>\$0</b>	0.0%	\$ -
61-34-150	PARK RENTAL REVENUE	\$930	\$0	\$50	<b>\$0</b>	0.0%	\$ -

# Santaquin City

## 2021-2022 Tentative Budget

Account Number	Description	Actuals (2019-2020)	Revised Budget (2020-2021)	Actuals (2020-2021)	Projected Budget (2021-2022)	%Chg.	\$ Chg.
61-34-160	BALLFIELD RENTAL	\$0	\$0	\$0	<b>\$500</b>	0.0%	\$ 500
61-34-200	SNACK SHACK PROCEEDS	\$912	\$0	\$0	<b>\$2,000</b>	0.0%	\$ 2,000
61-34-235	UNIFORMS	\$3,141	\$0	\$2,025	<b>\$0</b>	0.0%	\$ -
61-34-300	BASEBALL/SOFTBALL/TEE BALL REVENUE	\$10,612	\$25,300	\$20,694	<b>\$25,000</b>	-1.2%	\$ (300)
61-34-310	SOFTBALL REVENUE	\$4,683	\$0	\$0	<b>\$0</b>	0.0%	\$ -
61-34-320	TEEBALL REVENUE	\$2,510	\$0	\$0	<b>\$0</b>	0.0%	\$ -
61-34-400	TUMBLING/GYMNASTICS	\$18,107	\$0	\$0	<b>\$0</b>	0.0%	\$ -
61-34-410	KIDS CAMPS/EVENTS	\$4,429	\$0	\$0	<b>\$1,000</b>	0.0%	\$ 1,000
61-34-450	VOLLEYBALL	\$3,967	\$4,700	\$3,752	<b>\$4,700</b>	0.0%	\$ -
61-34-470	KARATE	\$25,556	\$0	\$65	<b>\$0</b>	0.0%	\$ -
61-34-500	FLAG FOOTBALL	\$8,170	\$8,000	\$7,214	<b>\$8,600</b>	7.5%	\$ 600
61-34-600	ADULT SPORTS	\$3,424	\$6,000	\$3,597	<b>\$6,000</b>	0.0%	\$ -
61-34-650	WRESTLING	\$910	\$1,500	-\$15	<b>\$1,500</b>	0.0%	\$ -
61-34-660	JR JAZZ BASKETBALL	\$17,360	\$18,000	\$10,913	<b>\$18,000</b>	0.0%	\$ -
61-34-680	GOLF TOURNAMENTS	\$1,332	\$1,500	\$1,647	<b>\$1,500</b>	0.0%	\$ -
61-34-700	YOUTH SOCCER	\$15,955	\$16,000	\$21,425	<b>\$20,000</b>	25.0%	\$ 4,000
61-34-710	ESPORTS	\$0	\$500	\$0	<b>\$500</b>	0.0%	\$ -
61-34-750	TENNIS	\$1,575	\$0	\$0	<b>\$0</b>	0.0%	\$ -
61-34-800	AEROBICS	\$8,152	\$0	\$35	<b>\$0</b>	0.0%	\$ -
61-34-830	URBAN FISHING CLASSES	\$331	\$0	\$0	<b>\$0</b>	0.0%	\$ -
61-34-850	NEW PROGRAMS	\$114	\$0	\$715	<b>\$500</b>	0.0%	\$ 500
61-34-851	CROSS COUNTRY	\$0	\$0	\$0	<b>\$715</b>	0.0%	\$ 715
61-38-210	SCHOLARSHIP FUNDRAISING	\$8	\$0	\$0	<b>\$0</b>	0.0%	\$ -
TOTAL CHARGES FOR SERVICES		<b>\$132,137</b>	<b>\$83,500</b>	<b>\$72,116</b>	<b>\$90,515</b>	8.4%	\$ 7,015
<b>CONTRIBUTIONS AND TRANSFERS</b>							
61-39-100	TRANSFER FROM GENERAL FUND	\$250,000	\$81,610	\$61,207	<b>\$49,750</b>	-39.0%	\$ (31,860)
TOTAL CONTRIBUTIONS AND TRANSFERS		<b>\$250,000</b>	<b>\$81,610</b>	<b>\$61,207</b>	<b>\$49,750</b>	-39.0%	\$ (31,860)

# Santaquin City

## 2021-2022 Tentative Budget

Account Number	Description	Actuals (2019-2020)	Revised Budget (2020-2021)	Actuals (2020-2021)	Projected Budget (2021-2022)	%Chg.	\$ Chg.
<b>TOTAL FUND REVENUES</b>		<b>\$468,987</b>	<b>\$221,110</b>	<b>\$191,473</b>	<b>\$197,265</b>	-10.8%	\$ - \$ (23,845)
<b>EXPENDITURES:</b>							
<b>EXPENDITURES</b>							
61-40-110	SALARIES & WAGES	\$144,644	\$69,028	\$72,845	<b>\$48,817</b>	-29.3%	\$ (20,211)
61-40-120	SALARIES & WAGES (PART TIME)	\$100,932	\$60,638	\$33,251	<b>\$61,722</b>	1.8%	\$ 1,084
61-40-130	EMPLOYEE BENEFITS	\$109,275	\$52,403	\$58,658	<b>\$44,780</b>	-14.5%	\$ (7,623)
61-40-140	OVERTIME	\$5,879	\$0	\$0	<b>\$0</b>	0.0%	\$ -
61-40-145	REGISTRATION SOFTWARE	\$5,675	\$0	\$0	<b>\$0</b>	0.0%	\$ -
61-40-146	SPONSORSHIP/DONATION EXPENSE	\$1,216	\$0	\$0	<b>\$0</b>	0.0%	\$ -
61-40-210	BOOKS, SUBSCRIPT, MEMBERSHIPS	\$239	\$0	\$0	<b>\$0</b>	0.0%	\$ -
61-40-230	EDUCATION, TRAINING & TRAVEL	\$5,463	\$0	\$0	<b>\$0</b>	0.0%	\$ -
61-40-235	UNIFORMS	\$3,327	\$1,700	\$402	<b>\$0</b>	-100.0%	\$ (1,700)
61-40-240	BASEBALL/SOFTBALL/TBALL SUPPLIES	\$5,892	\$10,000	\$639	<b>\$10,000</b>	0.0%	\$ -
61-40-241	SOFTBALL SUPPLIES	\$751	\$0	\$0	<b>\$0</b>	0.0%	\$ -
61-40-242	TEEBALL SUPPLIES	\$553	\$0	\$0	<b>\$0</b>	0.0%	\$ -
61-40-250	EQUIPMENT MAINTENANCE	\$612	\$500	\$1,093	<b>\$1,000</b>	100.0%	\$ 500
61-40-260	FUEL	\$2,352	\$0	\$1,685	<b>\$500</b>	0.0%	\$ 500
61-40-280	TELEPHONE	\$2,070	\$0	\$1,260	<b>\$540</b>	0.0%	\$ 540
61-40-310	BALLFIELD MAINTENANCE	\$0	\$10,000	\$11,987	<b>\$0</b>	-100.0%	\$ (10,000)
61-40-NEW	PROFESSIONAL & TECHNICAL SERVICES				<b>\$1,500</b>	0.0%	\$ 1,500
61-40-335	MISC SUPPLIES	\$1,584	\$341	\$371	<b>\$406</b>	19.1%	\$ 65
61-40-400	TUMBLING/GYMNASTICS	\$1,063	\$0	\$0	<b>\$0</b>	0.0%	\$ -
61-40-410	KIDS CAMPS/EVENTS	\$1,297	\$0	\$0	<b>\$500</b>	0.0%	\$ 500
61-40-450	YOUTH VOLLEYBALL	\$1,059	\$1,000	\$1,168	<b>\$1,000</b>	0.0%	\$ -
61-40-470	KARATE	\$989	\$0	\$0	<b>\$0</b>	0.0%	\$ -



# Santaquin City

## 2021-2022 Tentative Budget

Account Number	Description	Actuals (2019-2020)	Revised Budget (2020-2021)	Actuals (2020-2021)	Projected Budget (2021-2022)	%Chg.	\$ Chg.
61-40-484	SNACK SHACK FOOD	\$885	\$0	\$0	<b>\$1,000</b>	0.0%	\$ 1,000
61-40-610	YOUTH SOCCER	\$1,647	\$3,000	\$3,537	<b>\$12,000</b>	300.0%	\$ 9,000
61-40-630	FLAG FOOTBALL	\$1,880	\$1,500	\$1,059	<b>\$1,900</b>	26.7%	\$ 400
61-40-640	TENNIS	\$727	\$0	\$0	<b>\$0</b>	0.0%	\$ -
61-40-650	WRESTLING	\$892	\$750	\$0	<b>\$750</b>	0.0%	\$ -
61-40-660	JR. JAZZ BASKETBALL	\$1,790	\$6,000	\$7,671	<b>\$6,000</b>	0.0%	\$ -
61-40-670	ADULT SPORTS	\$1,519	\$2,000	\$1,188	<b>\$500</b>	-75.0%	\$ (1,500)
61-40-680	GOLF TOURNAMENTS	\$1,658	\$1,500	\$975	<b>\$1,500</b>	0.0%	\$ -
61-40-690	ESPORTS	\$0	\$250	\$250	<b>\$250</b>	0.0%	\$ -
61-40-700	FUTURE PROGRAMS	\$2,974	\$500	\$606	<b>\$500</b>	0.0%	\$ -
61-40-701	CROSS COUNTRY	\$0	\$0	\$0	<b>\$600</b>	0.0%	\$ 600
61-40-740	CAPITAL VEHICLE & EQUIPMENT	\$16,799	\$0	\$0	<b>\$1,500</b>	0.0%	\$ 1,500
61-40-800	AEROBICS	\$698	\$0	\$0	<b>\$0</b>	0.0%	\$ -
61-40-825	URBAN FISHING	\$612	\$0	\$0	<b>\$0</b>	0.0%	\$ -
TOTAL EXPENDITURES		<b>\$426,955</b>	<b>\$221,110</b>	<b>\$198,646</b>	<b>\$197,265</b>	-10.8%	\$ (23,845)
TOTAL FUND EXPENDITURES		<b>\$426,955</b>	<b>\$221,110</b>	<b>\$198,646</b>	<b>\$197,265</b>	-10.8%	\$ (23,845)
NET REVENUE OVER EXPENDITURES		<b>\$42,033</b>	<b>\$0</b>	<b>-\$7,172</b>	<b>\$0</b>	0.0%	\$ (0)
<b>COMMUNITY SERVICES (CS-EVENTS) - SPECIAL REVENUE FUND</b>							
<b>REVENUES:</b>							
<b>CHARGES FOR SERVICES</b>							
62-34-100	EASTER EGG EVENT REVENUE	\$1,476	\$1,000	\$1,692	<b>\$2,000</b>	100.0%	\$ 1,000
62-34-205	RODEO REVENUE	\$34,888	\$35,000	\$0	<b>\$35,000</b>	0.0%	\$ -
62-34-206	BUCK-A-ROO	\$7,827	\$9,000	\$374	<b>\$9,000</b>	0.0%	\$ -

# Santaquin City

## 2021-2022 Tentative Budget

Account Number	Description	Actuals (2019-2020)	Revised Budget (2020-2021)	Actuals (2020-2021)	Projected Budget (2021-2022)	%Chg.	\$ Chg.
62-34-207	HORSE SHOE REVENUE	\$228	\$250	\$445	<b>\$250</b>	0.0%	\$ -
62-34-230	HOME RUN DERBY	\$392	\$500	\$544	<b>\$500</b>	0.0%	\$ -
62-34-248	BOOTH RENTAL	\$2,020	\$4,500	-\$52	<b>\$4,500</b>	0.0%	\$ -
62-34-250	PARADE REVENUE	\$565	\$400	-\$90	<b>\$400</b>	0.0%	\$ -
62-34-258	SANTAQUIN DAYS MISCELLANEOUS	\$201	\$150	\$0	<b>\$150</b>	0.0%	\$ -
62-34-260	FAMILY NIGHT	\$347	\$0	\$0	<b>\$0</b>	0.0%	\$ -
62-34-262	ART SHOW REVENUE	-\$18	\$0	\$0	<b>\$0</b>	0.0%	\$ -
62-34-263	HIPNO HICK	\$25	\$0	\$0	<b>\$0</b>	0.0%	\$ -
62-34-265	SUMMER PASSPORT	\$0	\$0	\$320	<b>\$1,500</b>	0.0%	\$ 1,500
62-34-400	LITTLE MISS	-\$115	\$1,000	-\$40	<b>\$0</b>	-100.0%	\$ (1,000)
TOTAL CHARGES FOR SERVICES		<b>\$50,805</b>	<b>\$51,800</b>	<b>\$3,192</b>	<b>\$53,300</b>	2.9%	\$ 1,500
<b><u>MISCELLANEOUS REVENUE</u></b>							
62-38-900	DONATIONS	\$33,719	\$40,000	\$18,180	<b>\$40,000</b>	0.0%	\$ -
TOTAL MISCELLANEOUS REVENUE		<b>\$33,737</b>	<b>\$40,000</b>	<b>\$18,180</b>	<b>\$40,000</b>	0.0%	\$ -
<b><u>CONTRIBUTIONS AND TRANSFERS</u></b>							
62-39-100	TRANSFER FROM GENERAL FUND	\$60,600	\$54,390	\$40,793	<b>\$56,000</b>	3.0%	\$ 1,610
TOTAL CONTRIBUTIONS AND TRANSFERS		<b>\$60,600</b>	<b>\$54,390</b>	<b>\$40,793</b>	<b>\$56,000</b>	3.0%	\$ 1,610
<b>TOTAL FUND REVENUES</b>		<b>\$145,142</b>	<b>\$146,190</b>	<b>\$62,165</b>	<b>\$149,300</b>	2.1%	\$ 3,110
<b>EXPENDITURES:</b>							
<b><u>EXPENDITURES</u></b>							
62-40-110	SALARIES & WAGES	\$21,582	\$28,452	\$21,602	<b>\$28,040</b>	-1.4%	\$ (412)
62-40-120	SALARIES & WAGES (PART TIME)	\$0	\$0	\$0	<b>\$0</b>	0.0%	\$ -
62-40-130	EMPLOYEE BENEFITS	\$8,524	\$15,072	\$11,805	<b>\$15,190</b>	0.8%	\$ 118

# Santaquin City

## 2021-2022 Tentative Budget

Account Number	Description	Actuals (2019-2020)	Revised Budget (2020-2021)	Actuals (2020-2021)	Projected Budget (2021-2022)	%Chg.	\$ Chg.
62-40-206	BUCK-A-ROO	\$13,927	\$12,000	\$3,335	<b>\$12,000</b>	0.0%	\$ -
62-40-207	RODEO QUEEN CONTEST	\$1,270	\$1,200	\$1,080	<b>\$1,200</b>	0.0%	\$ -
62-40-240	SUPPLIES	\$4,422	\$0	\$192	<b>\$270</b>	0.0%	\$ 270
62-40-245	MISC	\$503	\$1,666	\$321	<b>\$1,500</b>	-10.0%	\$ (166)
62-40-260	RODEO EXPENSE	\$47,592	\$40,000	\$8,850	<b>\$40,000</b>	0.0%	\$ -
62-40-261	HORSE SHOE CONTEST	\$640	\$500	\$376	<b>\$500</b>	0.0%	\$ -
62-40-270	PERMITS	\$200	\$200	\$0	<b>\$200</b>	0.0%	\$ -
62-40-305	CONCERT IN THE PARK	\$0	\$0	\$0	<b>\$500</b>	0.0%	\$ 500
62-40-312	HOME RUN DERBY	\$2,042	\$1,000	\$206	<b>\$1,500</b>	50.0%	\$ 500
62-40-316	CAR SHOW	\$0	\$1,000	\$936	<b>\$1,000</b>	0.0%	\$ -
62-40-317	FUN RUN	\$208	\$0	\$0	<b>\$0</b>	0.0%	\$ -
62-40-320	ACTIVITIES IN THE PARK	\$3,298	\$1,100	\$59	<b>\$1,100</b>	0.0%	\$ -
62-40-321	ART SHOW	\$0	\$250	\$0	<b>\$750</b>	200.0%	\$ 500
62-40-335	FIREWORKS	\$0	\$8,000	\$8,000	<b>\$8,000</b>	0.0%	\$ -
62-40-338	PARADE EXPENSE	\$780	\$750	\$0	<b>\$750</b>	0.0%	\$ -
62-40-339	CHILDRENS PARADE	\$0	\$200	\$0	<b>\$200</b>	0.0%	\$ -
62-40-341	TEEN EVENTS	\$0	\$200	\$0	<b>\$200</b>	0.0%	\$ -
62-40-342	SUMMER PASSPORT	\$0	\$0	\$0	<b>\$1,500</b>	0.0%	\$ 1,500
62-40-480	MOVIE IN THE PARK	\$1,165	\$1,200	\$0	<b>\$1,500</b>	25.0%	\$ 300
62-40-482	LITTLE MISS	\$0	\$1,000	\$0	<b>\$0</b>	-100.0%	\$ (1,000)
62-40-483	SPONSORS	\$1,869	\$1,500	\$893	<b>\$1,500</b>	0.0%	\$ -
62-40-490	FAMILY NIGHT EXPENSES	\$5,417	\$5,400	\$0	<b>\$5,400</b>	0.0%	\$ -
62-40-610	SANTAQUIN DAYS AD BOOKLET	\$27,506	\$21,500	\$20,102	<b>\$21,500</b>	0.0%	\$ -
62-40-620	FUTURE PROGRAMS	\$0	\$2,000	\$1,368	<b>\$2,000</b>	0.0%	\$ -
62-40-800	EASTER EGG EVENT EXPENSE	\$1,470	\$2,000	\$0	<b>\$3,000</b>	50.0%	\$ 1,000
TOTAL EXPENDITURES		<b>\$142,417</b>	<b>\$146,190</b>	<b>\$79,124</b>	<b>\$149,300</b>	2.1%	\$ 3,110
TOTAL FUND EXPENDITURES		<b>\$142,417</b>	<b>\$146,190</b>	<b>\$79,124</b>	<b>\$149,300</b>	2.1%	\$ 3,110

# Santaquin City

## 2021-2022 Tentative Budget

Account Number	Description	Actuals (2019-2020)	Revised Budget (2020-2021)	Actuals (2020-2021)	Projected Budget (2021-2022)	%Chg.	\$ Chg.
	<b>NET REVENUE OVER EXPENDITURES</b>	<b>\$2,725</b>	<b>\$0</b>	<b>-\$16,959</b>	<b>\$0</b>	0.0%	\$ (0)
<b>COMMUNITY SERVICES (CS-MUSEUM) - SPECIAL REVENUE FUND</b>							
<b>REVENUES:</b>							
<b><u>INTERGOVERNMENTAL REVENUE</u></b>							
63-33-200	OTHER DONATIONS	\$0	\$1,000	\$1,110	<b>\$1,000</b>	0.0%	\$ -
63-33-220	ROOF DONATIONS	\$2,448	\$0	\$0	<b>\$0</b>	0.0%	\$ -
63-38-910	GIFT SHOP REVENUE	\$0	\$500	\$0	<b>\$500</b>	0.0%	\$ -
TOTAL INTERGOVERNMENTAL REVENUE		<b>\$2,448</b>	<b>\$1,500</b>	<b>\$1,110</b>	<b>\$1,500</b>	0.0%	\$ -
<b><u>CONTRIBUTIONS AND TRANSFERS</u></b>							
63-39-100	TRANSFER FROM GENERAL FUND	\$22,500	\$14,886	\$11,165	<b>\$17,000</b>	14.2%	\$ 2,114
63-39-300	CONTRIBUTION FROM SURPLUS	\$0	\$5,000	\$0	<b>\$0</b>	-100.0%	\$ (5,000)
TOTAL CONTRIBUTIONS AND TRANSFERS		<b>\$22,500</b>	<b>\$19,886</b>	<b>\$11,165</b>	<b>\$17,000</b>	-14.5%	\$ (2,886)
<b>TOTAL FUND REVENUES</b>		<b>\$24,948</b>	<b>\$21,386</b>	<b>\$12,274</b>	<b>\$18,500</b>	-13.5%	\$ (2,886)
<b>EXPENDITURES:</b>							
<b><u>EXPENDITURES</u></b>							
63-40-120	SALARIES & WAGES (PART TIME)	\$14,630	\$11,846	\$7,134	<b>\$12,096</b>	2.1%	\$ 250
63-40-130	EMPLOYEE BENEFITS	\$4,450	\$923	\$555	<b>\$935</b>	1.3%	\$ 12
63-40-220	NOTICES, ORDINANCES, PUBLICATIONS	\$619	\$500	\$300	<b>\$500</b>	0.0%	\$ -
63-40-240	SUPPLIES	\$1,971	\$1,117	\$1,099	<b>\$969</b>	-13.2%	\$ (148)
63-40-650	GIFT SHOP EXPENSES	\$0	\$250	\$0	<b>\$250</b>	0.0%	\$ -

# Santaquin City

## 2021-2022 Tentative Budget

Account Number	Description	Actuals (2019-2020)	Revised Budget (2020-2021)	Actuals (2020-2021)	Projected Budget (2021-2022)	%Chg.	\$ Chg.
63-40-300	BLDG & GROUND MAINTENANCE	\$0	\$3,750	\$417	\$3,750	0.0%	\$ -
63-40-310	PROFESSIONAL & TECHNICAL SERVICES	\$250	\$0	\$190	\$0	0.0%	\$ -
63-40-610	OTHER SERVICES	\$0	\$3,000	\$925	\$0	-100.0%	\$ (3,000)
TOTAL EXPENDITURES		\$21,920	\$21,386	\$10,620	\$18,500	-13.5%	\$ (2,886)
TOTAL FUND EXPENDITURES		\$21,920	\$21,386	\$10,620	\$18,500	-13.5%	\$ (2,886)
NET REVENUE OVER EXPENDITURES		\$3,028	\$0	\$1,654	\$0	0.0%	\$ 0
COMMUNITY SERVICES (CS-ROYALTY) - SPECIAL REVENUE FUND							
REVENUES:							
REVENUE:							
64-38-800	QUEEN FUNDRAISING REVENUE	\$1,039	\$1,500	-\$28	\$1,500	0.0%	\$ -
64-38-900	DONATIONS	\$0	\$900	\$0	\$900	0.0%	\$ -
64-38-950	PAGEANT TICKET SALES	\$644	\$1,400	\$154	\$1,400	0.0%	\$ -
64-38-960	LITTLE MISS REVENUE	\$1,335	\$0	\$0	\$0	0.0%	\$ -
64-39-100	TRANSFER FROM GENERAL FUND	\$8,300	\$8,300	\$6,225	\$8,300	0.0%	\$ -
TOTAL INTERGOVERNMENTAL REVENUE		\$11,318	\$12,100	\$6,351	\$12,100	0.0%	\$ -
TOTAL FUND REVENUES		\$11,318	\$12,100	\$6,351	\$12,100	0.0%	\$ -
EXPENDITURES:							
EXPENDITURES							
64-40-100	FLOAT EXPENSES	\$66	\$1,500	\$294	\$1,500	0.0%	\$ -
64-40-200	PAGEANT EXPENSES	\$894	\$2,000	\$288	\$2,000	0.0%	\$ -

# Santaquin City

## 2021-2022 Tentative Budget

Account Number	Description	Actuals (2019-2020)	Revised Budget (2020-2021)	Actuals (2020-2021)	Projected Budget (2021-2022)	%Chg.	\$ Chg.
64-40-300	MISS SANTAQUIN SCHOLARSHIPS	\$3,880	\$7,300	\$5,872	<b>\$7,300</b>	0.0%	\$ -
64-40-500	OTHER	\$196	\$800	\$402	<b>\$800</b>	0.0%	\$ -
64-40-600	QUEEN FUND RAISING EXPENSE	\$250	\$0	\$0	<b>\$0</b>	0.0%	\$ -
64-40-605	DRESSES	\$0	\$500	\$0	<b>\$500</b>	0.0%	\$ -
64-40-700	LITTLE MISS EXPENSES	\$56	\$0	\$0	<b>\$0</b>	0.0%	\$ -
64-40-800	MISS UTAH ASSOC FEES	\$640	\$0	\$0	<b>\$0</b>	0.0%	\$ -
64-40-805	MISS UTAH PREP EXPENSES	\$975	\$0	\$0	<b>\$0</b>	0.0%	\$ -
TOTAL EXPENDITURES		<b>\$6,957</b>	<b>\$12,100</b>	<b>\$6,855</b>	<b>\$12,100</b>	0.0%	\$ -
TOTAL FUND EXPENDITURES		<b>\$6,957</b>	<b>\$12,100</b>	<b>\$6,855</b>	<b>\$12,100</b>	0.0%	\$ -
NET REVENUE OVER EXPENDITURES		<b>\$4,361</b>	<b>\$0</b>	<b>-\$504</b>	<b>\$0</b>	0.0%	\$ -
<b>STORM DRAINAGE IMPACT FEE FUND</b>							
<b>REVENUES:</b>							
<u>REVENUE:</u>							
65-38-100	INTEREST EARNINGS	\$0	\$200	\$1,090	<b>\$1,500</b>	650.0%	\$ 1,300
65-38-800	IMPACT FEE REVENUE	\$239,590	\$115,500	\$326,184	<b>\$385,000</b>	233.3%	\$ 269,500
TOTAL REVENUE:		<b>\$239,590</b>	<b>\$115,700</b>	<b>\$327,274</b>	<b>\$386,500</b>	234.1%	\$ 270,800
TOTAL FUND REVENUES		<b>\$239,590</b>	<b>\$115,700</b>	<b>\$327,274</b>	<b>\$386,500</b>	234.1%	\$ 270,800
<b>EXPENDITURES:</b>							
<u>EXPENDITURES</u>							
65-40-720	IMPACT FEE EXPENSE	\$0	\$115,700	\$0	<b>\$386,500</b>	234.1%	\$ 270,800

# Santaquin City

## 2021-2022 Tentative Budget

Account Number	Description	Actuals (2019-2020)	Revised Budget (2020-2021)	Actuals (2020-2021)	Projected Budget (2021-2022)	%Chg.	\$ Chg.
	TOTAL EXPENDITURES	\$0	\$115,700	\$0	\$386,500	234.1%	\$ 270,800
	TOTAL FUND EXPENDITURES	\$0	\$115,700	\$0	\$386,500	234.1%	\$ 270,800
	NET REVENUE OVER EXPENDITURES	\$239,590	\$0	\$327,274	\$0	0.0%	\$ -
<b>RAP TAX FUND</b>							
<b>REVENUES:</b>							
<b>REVENUE:</b>							
66-38-100	INTEREST EARNINGS	\$467	\$467	\$291	\$400	-14.3%	\$ (67)
66-38-800	RAP TAX REVENUE	\$58,242	\$58,242	\$59,321	\$58,000	-0.4%	\$ (242)
	TOTAL REVENUE:	\$58,709	\$58,709	\$59,612	\$58,400	-0.5%	\$ (309)
	TOTAL FUND REVENUES	\$58,709	\$58,709	\$59,612	\$58,400	-0.5%	\$ (309)
<b>EXPENDITURES:</b>							
<b>EXPENDITURES</b>							
66-40-720	RAP TAX EXPENSE	\$0	\$58,709	\$10,551	\$58,400	-0.5%	\$ (309)
	TOTAL EXPENDITURES	\$0	\$58,709	\$10,551	\$58,400	-0.5%	\$ (309)
	TOTAL FUND EXPENDITURES	\$0	\$58,709	\$10,551	\$58,400	-0.5%	\$ (309)
	NET REVENUE OVER EXPENDITURES	\$58,709	\$0	\$49,061	\$0	0.0%	\$ -

# Santaquin City

## 2021-2022 Tentative Budget

Account Number	Description	Actuals (2019-2020)	Revised Budget (2020-2021)	Actuals (2020-2021)	Projected Budget (2021-2022)	%Chg.	\$ Chg.
<b>COMMUNITY SERVICES (CS-ADMINISTRATION) - SPECIAL REVENUE FUND</b>							
<b>REVENUES:</b>							
<b>REVENUE:</b>							
67-34-150	PARK RENTAL REVENUE	\$0	\$1,000	\$1,058	<b>\$1,000</b>	0.0%	\$ -
67-34-160	UTAH COUNTY RECREATION GRANT	\$0	\$5,800	\$0	<b>\$5,800</b>	0.0%	\$ -
67-34-170	HISTORIC PRESERVATION GRANT	\$0	\$0	\$0	<b>\$5,000</b>	0.0%	\$ 5,000
67-39-100	TRANSFER FROM GENERAL FUND	\$0	\$168,628	\$126,471	<b>\$191,750</b>	13.7%	\$ 23,122
TOTAL REVENUE:		<b>\$0</b>	<b>\$175,428</b>	<b>\$127,529</b>	<b>\$203,550</b>	16.0%	\$ 28,122
<b>TOTAL FUND REVENUES</b>		<b>\$0</b>	<b>\$175,428</b>	<b>\$127,529</b>	<b>\$203,550</b>	16.0%	\$ 28,122
<b>EXPENDITURES:</b>							
<b>EXPENDITURES</b>							
67-40-110	SALARIES & WAGES	\$0	\$82,955	\$65,722	<b>\$88,113</b>	6.2%	\$ 5,157
67-40-120	SALARIES & WAGES (PART TIME)	\$0	\$21,036	\$11,622	<b>\$20,496</b>	-2.6%	\$ (540)
67-40-130	EMPLOYEE BENEFITS	\$0	\$50,766	\$38,332	<b>\$53,063</b>	4.5%	\$ 2,297
67-40-210	BOOKS, SUBSCRIPT, MEMBERSHIPS	\$0	\$1,060	\$918	<b>\$1,045</b>	-1.4%	\$ (15)
67-40-230	EDUCATION, TRAINING & TRAVEL	\$0	\$4,500	\$3,612	<b>\$10,293</b>	128.7%	\$ 5,793
67-40-240	SUPPLIES	\$0	\$660	\$762	<b>\$910</b>	37.9%	\$ 250
67-40-250	EQUIPMENT MAINTENANCE	\$0	\$250	\$27	<b>\$250</b>	0.0%	\$ -
67-40-260	FUEL	\$0	\$1,250	\$1,094	<b>\$1,250</b>	0.0%	\$ -
67-40-280	TELEPHONE	\$0	\$1,650	\$0	<b>\$1,080</b>	-34.5%	\$ (570)
67-40-300	BUILDINGS & GROUNDS MAINTENANCE	\$0	\$500	\$891	<b>\$500</b>	0.0%	\$ -
67-40-310	PROFESSIONAL & TECHNICAL	\$0	\$500	\$0	<b>\$500</b>	0.0%	\$ -
67-40-610	OTHER SERVICES	\$0	\$1,000	\$0	<b>\$1,000</b>	0.0%	\$ -



# Santaquin City

## 2021-2022 Tentative Budget

Account Number	Description	Actuals (2019-2020)	Revised Budget (2020-2021)	Actuals (2020-2021)	Projected Budget (2021-2022)	%Chg.	\$ Chg.
67-40-620	HEALTH & WELLNESS INITIATIVE	\$0	\$2,500	\$1,730	<b>\$2,500</b>	0.0%	\$ -
67-40-630	OUTDOOR RECREATION INITIATIVE	\$0	\$1,000	\$415	<b>\$1,000</b>	0.0%	\$ -
67-40-640	UT CO REC GRANT	\$0	\$5,800	\$7,531	<b>\$5,800</b>	0.0%	\$ -
67-40-641	HISTORIC PRESERVATION GRANT	\$0	\$0	\$0	<b>\$10,000</b>	0.0%	\$ 10,000
67-40-650	CREDIT CARD FEES	\$0	\$0	\$202	<b>\$750</b>	0.0%	\$ 750
67-40-730	CAPITAL PROJECTS	\$0	\$0	\$0	<b>\$0</b>	0.0%	\$ -
67-40-740	CAPITAL VEHICLE & EQUIPMENT	\$0	\$0	\$0	<b>\$5,000</b>	0.0%	\$ 5,000
TOTAL EXPENDITURES		<b>\$0</b>	<b>\$175,428</b>	<b>\$132,858</b>	<b>\$203,550</b>	16.0%	\$ 28,122
TOTAL FUND EXPENDITURES		<b>\$0</b>	<b>\$175,428</b>	<b>\$132,858</b>	<b>\$203,550</b>	16.0%	\$ 28,122
NET REVENUE OVER EXPENDITURES		<b>\$0</b>	<b>\$0</b>	<b>-\$5,329</b>	<b>\$0</b>	1708.9%	\$ 0
<b>COMMUNITY SERVICES (CS-CLASSES) - SPECIAL REVENUE FUND</b>							
<b>REVENUES:</b>							
<b>CHARGES FOR SERVICES</b>							
68-34-400	SNACK SHACK	\$0	\$6,200	\$1,095	<b>\$0</b>	-100.0%	\$ (6,200)
68-34-700	FUTURE PROGRAMS	\$0	\$1,000	\$226	<b>\$1,000</b>	0.0%	\$ -
68-34-800	AEROBICS	\$0	\$5,500	\$5,170	<b>\$8,000</b>	45.5%	\$ 2,500
68-34-801	KRAV MAGA	\$0	\$5,000	\$3,771	<b>\$5,000</b>	0.0%	\$ -
68-34-802	STUNTS	\$0	\$4,300	\$0	<b>\$0</b>	-100.0%	\$ (4,300)
68-34-803	ARTS & CRAFTS	\$0	\$2,500	\$1,355	<b>\$2,500</b>	0.0%	\$ -
68-34-804	HUNTER SAFETY	\$0	\$1,500	\$10	<b>\$0</b>	-100.0%	\$ (1,500)
68-34-805	CHILD CARE	\$0	\$3,600	\$0	<b>\$0</b>	-100.0%	\$ (3,600)
68-34-806	PRESCHOOL	\$0	\$1,300	\$30	<b>\$1,300</b>	0.0%	\$ -

# Santaquin City

## 2021-2022 Tentative Budget

Account Number	Description	Actuals (2019-2020)	Revised Budget (2020-2021)	Actuals (2020-2021)	Projected Budget (2021-2022)	%Chg.	\$ Chg.
68-34-807	TUMBLING/GYMNASTICS	\$0	\$23,000	\$9,548	<b>\$17,000</b>	-26.1%	\$ (6,000)
68-34-808	KIDS CAMPS/EVENTS	\$0	\$2,700	\$2,092	<b>\$2,700</b>	0.0%	\$ -
68-34-809	MARTIAL ARTS	\$0	\$20,000	\$14,894	<b>\$23,000</b>	15.0%	\$ 3,000
68-34-810	TENNIS	\$0	\$2,500	\$1,554	<b>\$2,500</b>	0.0%	\$ -
68-34-811	YOUTH FISHING	\$0	\$600	\$151	<b>\$600</b>	0.0%	\$ -
TOTAL CHARGES FOR SERVICES		<b>\$0</b>	<b>\$79,700</b>	<b>\$39,895</b>	<b>\$63,600</b>	-20.2%	\$ (16,100)
<b>CONTRIBUTIONS AND TRANSFERS</b>							
68-39-100	TRANSFER FROM GENERAL FUND	\$0	\$31,000	\$23,250	<b>\$52,500</b>	69.4%	\$ 21,500
TOTAL CONTRIBUTIONS AND TRANSFERS		<b>\$0</b>	<b>\$31,000</b>	<b>\$23,250</b>	<b>\$52,500</b>	69.4%	\$ 21,500
<b>TOTAL FUND REVENUES</b>		<b>\$0</b>	<b>\$110,700</b>	<b>\$63,145</b>	<b>\$116,100</b>	4.9%	\$ 5,400
<b>EXPENDITURES:</b>							
<b>EXPENDITURES</b>							
68-40-110	SALARIES & WAGES	\$0	\$28,452	\$15,602	<b>\$28,040</b>	-1.4%	\$ (412)
68-40-120	SALARIES & WAGES (PART TIME)	\$0	\$51,653	\$35,002	<b>\$59,758</b>	15.7%	\$ 8,105
68-40-130	EMPLOYEE BENEFITS	\$0	\$19,974	\$13,242	<b>\$20,366</b>	2.0%	\$ 392
68-40-300	MISC SUPPLIES	\$0	\$371	\$49	<b>\$737</b>	98.7%	\$ 366
68-40-400	SNACK SHACK	\$0	\$2,500	\$404	<b>\$0</b>	-100.0%	\$ (2,500)
68-40-700	FUTURE PROGRAMS	\$0	\$500	-\$241	<b>\$500</b>	0.0%	\$ -
68-40-800	AEROBICS	\$0	\$500	\$905	<b>\$1,000</b>	100.0%	\$ 500
68-40-801	KRAV MAGA	\$0	\$250	\$0	<b>\$250</b>	0.0%	\$ -
68-40-802	STUNTS	\$0	\$250	\$0	<b>\$0</b>	-100.0%	\$ (250)
68-40-803	ARTS & CRAFTS	\$0	\$1,300	\$1,561	<b>\$1,500</b>	15.4%	\$ 200
68-40-804	HUNTER SAFETY	\$0	\$100	\$0	<b>\$100</b>	0.0%	\$ -

# Santaquin City

## 2021-2022 Tentative Budget

Account Number	Description	Actuals (2019-2020)	Revised Budget (2020-2021)	Actuals (2020-2021)	Projected Budget (2021-2022)	%Chg.	\$ Chg.
68-40-805	CHILD CARE	\$0	\$100	\$0	\$0	-100.0%	\$ (100)
68-40-806	PRESCHOOL	\$0	\$100	\$150	\$100	0.0%	\$ -
68-40-807	TUMBLING/GYMNASTICS	\$0	\$1,000	\$223	\$1,000	0.0%	\$ -
68-40-808	KIDS CAMPS/EVENTS	\$0	\$1,200	\$212	\$1,200	0.0%	\$ -
68-40-809	MARTIAL ARTS	\$0	\$2,200	\$0	\$1,000	-54.5%	\$ (1,200)
68-40-810	TENNIS	\$0	\$250	\$62	\$250	0.0%	\$ -
68-40-811	YOUTH FISHING	\$0	\$0	\$313	\$300	0.0%	\$ 300
TOTAL EXPENDITURES		\$0	\$110,700	\$67,484	\$116,100	4.9%	\$ 5,400
TOTAL FUND EXPENDITURES		\$0	\$110,700	\$67,484	\$116,100	4.9%	\$ 5,400
NET REVENUE OVER EXPENDITURES		\$0	\$0	-\$4,340	\$0	0.0%	\$ (0)
COMMUNITY SERVICES (CS-LIBRARY) - SPECIAL REVENUE FUND							
REVENUES:							
TAXES							
72-31-100	CURRENT PROPERTY TAXES	\$69,280	\$72,802	\$71,814	\$76,174	4.6%	\$ 3,372
TOTAL TAXES		\$69,280	\$72,802	\$71,814	\$76,174	4.6%	\$ 3,372
MISCELLANEOUS REVENUE							
72-38-200	OTHER GRANT REVENUE	\$1,753	\$0	\$3,000	\$1,500	0.0%	\$ 1,500
72-38-300	LIBRARY BOARD FUND RAISER	\$491	\$1,000	\$1,296	\$1,000	0.0%	\$ -
72-33-600	LIBRARY CLEF FUNDS	\$4,200	\$4,200	\$4,300	\$4,200	0.0%	\$ -
72-38-800	MISC.-FINES/COPIES/SALES/DONAT	\$2,812	\$5,000	\$2,766	\$3,000	-40.0%	\$ (2,000)
72-38-810	MISC.-BOOK SALES	\$100	\$200	\$100	\$200	0.0%	\$ -

# Santaquin City

## 2021-2022 Tentative Budget

Account Number	Description	Actuals (2019-2020)	Revised Budget (2020-2021)	Actuals (2020-2021)	Projected Budget (2021-2022)	%Chg.	\$ Chg.
	TOTAL MISCELLANEOUS REVENUE	\$9,355	\$10,400	\$11,462	\$9,900	-4.8%	\$ (500)
	<b>CONTRIBUTIONS AND TRANSFERS</b>						
72-39-410	TRANSFER FROM GENERAL FUND	\$95,700	\$90,743	\$68,057	\$78,000	-14.0%	\$ (12,743)
72-39-990	CONTRIBUTION FROM FUND BALANCE	\$0	\$0	\$0	\$0	0.0%	\$ -
	TOTAL CONTRIBUTIONS AND TRANSFERS	\$95,700	\$90,743	\$68,057	\$78,000	-14.0%	\$ (12,743)
	<b>TOTAL FUND REVENUES</b>	\$174,335	\$173,945	\$151,333	\$164,074	-5.7%	\$ (9,871)
	<b>EXPENDITURES:</b>						
	<b>EXPENDITURES</b>						
72-40-110	SALARIES & WAGES	\$65,891	\$61,082	\$67,453	\$46,288	-24.2%	\$ (14,794)
72-40-120	SALARIES & WAGES (PART TIME)	\$51,046	\$58,262	\$40,823	\$65,020	11.6%	\$ 6,758
72-40-130	EMPLOYEE BENEFITS	\$30,734	\$29,402	\$21,997	\$25,079	-14.7%	\$ (4,323)
72-40-140	OVERTIME	\$0	\$0	\$0	\$0	0.0%	\$ -
72-40-210	BOOKS, SUBSCRIPTIONS & MEMBERS	\$11,353	\$11,000	\$10,259	\$11,000	0.0%	\$ -
72-40-230	EDUCATION, TRAINING & TRAVEL	\$1,000	\$1,000	\$937	\$2,000	100.0%	\$ 1,000
72-40-240	SUPPLIES	\$7,510	\$8,000	\$8,775	\$7,988	-0.2%	\$ (12)
72-40-310	PROFESSIONAL & TECHNICAL	\$0	\$0	\$0	\$0	0.0%	\$ -
72-40-600	LIBRARY-CLEF FUNDS	\$4,714	\$4,200	\$1,164	\$4,200	0.0%	\$ -
72-40-601	LSTA GRANT EXPENSES	\$0	\$0	\$0	\$1,500	0.0%	\$ 1,500
72-40-760	OTHER GRANT EXPENSES	\$0	\$0	\$2,968	\$0	0.0%	\$ -
72-40-770	LIBRARY BOARD FUND RAISER	\$51	\$1,000	\$562	\$1,000	0.0%	\$ -
72-90-100	CONTRIBUTION TO FUND BALANCE	\$0	\$0	\$0	\$0	0.0%	\$ -
	TOTAL EXPENDITURES	\$172,300	\$173,945	\$154,937	\$164,074	-5.7%	\$ (9,871)
	<b>TOTAL FUND EXPENDITURES</b>	\$172,300	\$173,945	\$154,937	\$164,074	-5.7%	\$ (9,871)

# Santaquin City

## 2021-2022 Tentative Budget

Account Number	Description	Actuals (2019-2020)	Revised Budget (2020-2021)	Actuals (2020-2021)	Projected Budget (2021-2022)	%Chg.	\$ Chg.
	<b>NET REVENUE OVER EXPENDITURES</b>	<b>\$2,035</b>	<b>\$0</b>	<b>-\$3,604</b>	<b>\$0</b>	0.0%	\$ (0)
<b>COMMUNITY SERVICES (CS-SENIOR CITIZENS) - SPECIAL REVENUE FUND</b>							
<b>REVENUES:</b>							
<b><u>CHARGES FOR SERVICES</u></b>							
75-34-000	MEMBERSHIP DUES	\$270	\$400	\$393	<b>\$400</b>	0.0%	\$ -
75-34-200	ELDRED REVENUES	\$2,000	\$2,000	\$0	<b>\$2,000</b>	0.0%	\$ -
75-34-300	MEALS	\$6,316	\$9,500	\$7,938	<b>\$9,500</b>	0.0%	\$ -
75-34-400	MOUNTAINLAND ASSOC OF GOVTS	\$5,872	\$7,850	\$3,774	<b>\$7,850</b>	0.0%	\$ -
75-34-500	CLASSES	\$134	\$250	\$0	<b>\$250</b>	0.0%	\$ -
<b>TOTAL CHARGES FOR SERVICES</b>		<b>\$14,592</b>	<b>\$20,000</b>	<b>\$12,105</b>	<b>\$20,000</b>	0.0%	\$ -
<b><u>MISCELLANEOUS REVENUE</u></b>							
75-38-100	INTEREST EARNINGS	\$2	\$0	\$36	<b>\$40</b>	0.0%	\$ 40
75-38-900	SUNDRY	\$7,761	\$800	\$380	<b>\$656</b>	-18.0%	\$ (144)
<b>TOTAL MISCELLANEOUS REVENUE</b>		<b>\$7,763</b>	<b>\$800</b>	<b>\$416</b>	<b>\$696</b>	-13.0%	\$ (104)
<b><u>CONTRIBUTIONS AND TRANSFERS</u></b>							
75-39-100	TRANSFER FROM GENERAL FUND	\$38,500	\$38,181	\$28,636	<b>\$46,500</b>	21.8%	\$ 8,319
<b>TOTAL CONTRIBUTIONS AND TRANSFERS</b>		<b>\$38,500</b>	<b>\$38,181</b>	<b>\$28,636</b>	<b>\$46,500</b>	21.8%	\$ 8,319
<b>TOTAL FUND REVENUES</b>		<b>\$60,856</b>	<b>\$58,981</b>	<b>\$41,157</b>	<b>\$67,196</b>	13.9%	\$ 8,215
<b>EXPENDITURES:</b>							

# Santaquin City

## 2021-2022 Tentative Budget

Account Number	Description	Actuals (2019-2020)	Revised Budget (2020-2021)	Actuals (2020-2021)	Projected Budget (2021-2022)	%Chg.	\$ Chg.
<b>EXPENDITURES</b>							
75-40-120	SALARIES & WAGES (PART TIME)	\$27,919	\$36,600	\$19,551	<b>\$44,392</b>	21.3%	\$ 7,792
75-40-130	EMPLOYEE BENEFITS	\$5,977	\$3,473	\$1,783	<b>\$3,813</b>	9.8%	\$ 340
75-40-200	EDUCATION, TRAVEL, TRAINING	\$117	\$0	\$22	<b>\$150</b>	0.0%	\$ 150
75-40-210	MEMBERSHIPS	\$93	\$100	\$0	<b>\$100</b>	0.0%	\$ -
75-40-240	SUPPLIES	\$439	\$500	-\$189	<b>\$500</b>	0.0%	\$ -
75-40-250	EQUIPMENT SUPPLIES & MAINT	\$412	\$500	\$4	<b>\$500</b>	0.0%	\$ -
75-40-260	FUEL	\$0	\$750	\$0	<b>\$750</b>	0.0%	\$ -
75-40-300	BUILDINGS & GROUND MAINTENANCE	\$0	\$500	\$178	<b>\$500</b>	0.0%	\$ -
75-40-480	FOOD	\$10,506	\$14,000	\$10,637	<b>\$14,000</b>	0.0%	\$ -
75-40-482	ELDRED FUND EXPENSES	\$481	\$2,000	\$0	<b>\$2,000</b>	0.0%	\$ -
75-40-620	SUNDRY	\$1,068	\$0	\$0	<b>\$41</b>	0.0%	\$ 41
75-40-630	OTHER SERVICES	\$0	\$450	\$455	<b>\$450</b>	0.0%	\$ -
TOTAL EXPENDITURES		<b>\$47,013</b>	<b>\$58,981</b>	<b>\$32,440</b>	<b>\$67,196</b>	13.9%	\$ 8,215
TOTAL FUND EXPENDITURES		<b>\$47,013</b>	<b>\$58,981</b>	<b>\$32,440</b>	<b>\$67,196</b>	13.9%	\$ 8,215
NET REVENUE OVER EXPENDITURES		<b>\$13,843</b>	<b>\$0</b>	<b>\$8,717</b>	<b>\$0</b>	0.0%	\$ 0
<b>FIRE - SPECIAL REVENUE FUND</b>							
<b>REVENUES:</b>							
<b>INTERGOVERNMENTAL REVENUE</b>							
76-33-405	EMT STATE GRANT	\$4,136	\$3,000	\$0	<b>\$3,000</b>	0.0%	\$ -
76-33-450	FIRE STATE GRANT	\$0	\$11,500	\$0	<b>\$3,000</b>	-73.9%	\$ (8,500)
76-33-460	CARES ACT FEDERAL FUNDING	\$0	\$932,327	\$878,244	<b>\$0</b>	-100.0%	\$ (932,327)
76-33-470	MISC GRANT REVENUE	\$0	\$0	\$11,212	<b>\$0</b>	0.0%	\$ -

# Santaquin City

## 2021-2022 Tentative Budget

Account Number	Description	Actuals (2019-2020)	Revised Budget (2020-2021)	Actuals (2020-2021)	Projected Budget (2021-2022)	%Chg.	\$ Chg.
76-34-300	EMPG GRANT REVENUE	\$3,500	\$5,000	\$7,000	\$3,500	-30.0%	\$ (1,500)
	TOTAL INTERGOVERNMENTAL REVENUE	\$7,636	\$951,827	\$896,456	\$9,500	-99.0%	\$ (942,327)
	<b><u>CHARGES FOR SERVICES</u></b>						
76-34-000	EMS SERVICE (GOSHEN-GENOLA)	\$1,300	\$4,200	\$0	\$1,500	-64.3%	\$ (2,700)
76-34-260	FIRE PERMIT FEES	\$460	\$0	\$0	\$0	0.0%	\$ -
76-34-270	COUNTY FIRE FEES	\$2,517	\$5,000	\$18,152	\$5,000	0.0%	\$ -
76-34-290	WILDLAND FIRE REVENUE	\$62,193	\$30,000	\$189,855	\$100,000	233.3%	\$ 70,000
76-34-400	CERT REGISTRATION	\$350	\$0	\$0	\$350	0.0%	\$ 350
76-34-900	AMBULANCE FEES	\$188,460	\$190,000	\$166,290	\$200,000	5.3%	\$ 10,000
	TOTAL CHARGES FOR SERVICES	\$255,279	\$229,200	\$374,297	\$306,850	33.9%	\$ 77,650
	<b><u>MISCELLANEOUS REVENUE</u></b>						
76-38-100	INTEREST EARNINGS	\$0	\$0	\$1,706	\$2,000	0.0%	\$ 2,000
76-38-900	MISC REVENUE	\$7,363	\$5,000	\$2,002	\$2,000	-60.0%	\$ (3,000)
	TOTAL MISCELLANEOUS REVENUE	\$7,363	\$5,000	\$3,708	\$4,000	-20.0%	\$ (1,000)
	<b><u>CONTRIBUTIONS AND TRANSFERS</u></b>						
76-39-100	TRANSFER FROM GENERAL FUND	\$389,000	\$434,981	\$326,236	\$525,000	20.7%	\$ 90,019
76-39-990	CONTRIBUTION FROM FUND BALANCE	\$0	\$67,916	\$0	\$5,697	-91.6%	\$ (62,219)
	TOTAL CONTRIBUTIONS AND TRANSFERS	\$389,000	\$502,897	\$326,236	\$530,697	5.5%	\$ 27,800
	<b>TOTAL FUND REVENUES</b>	<b>\$659,278</b>	<b>\$1,688,924</b>	<b>\$1,600,697</b>	<b>\$851,047</b>	<b>-49.6%</b>	<b>\$ (837,877)</b>
	<b>EXPENDITURES:</b>						
	<b><u>FIRE PROTECTION</u></b>						
76-57-110	SALARIES & WAGES	\$0	\$0	\$0	\$103,000	0.0%	\$ 103,000

# Santaquin City

## 2021-2022 Tentative Budget

Account Number	Description	Actuals (2019-2020)	Revised Budget (2020-2021)	Actuals (2020-2021)	Projected Budget (2021-2022)	%Chg.	\$ Chg.
76-57-120	SALARIES & WAGES (PART TIME)	\$352,355	\$461,628	\$344,795	<b>\$376,553</b>	-18.4%	\$ (85,075)
76-57-130	EMPLOYEE BENEFITS	\$39,626	\$42,292	\$35,264	<b>\$96,614</b>	128.4%	\$ 54,322
76-57-132	EMPLOYEE RECOGNITIONS	\$4,299	\$4,200	\$482	<b>\$4,200</b>	0.0%	\$ -
76-57-210	BOOKS, SUBSCRIPTIONS, MEMBERSHIPS	\$9,261	\$3,000	\$100	<b>\$3,000</b>	0.0%	\$ -
76-57-211	EMS BILLING SERVICES EXPENSE	\$12,321	\$15,000	\$296	<b>\$15,000</b>	0.0%	\$ -
76-57-230	FIRE - EDUCATION, TRAINING & TRAVEL	\$4,944	\$7,000	\$2,508	<b>\$7,000</b>	0.0%	\$ -
76-57-235	EMS - EDUCATION, TRAINING & TRAVEL	\$11,362	\$9,000	\$1,041	<b>\$9,000</b>	0.0%	\$ -
76-57-240	FIRE-SUPPLIES	\$19,128	\$8,000	\$17,468	<b>\$12,500</b>	56.3%	\$ 4,500
76-57-242	EMS-SUPPLIES	\$32,880	\$35,000	\$13,097	<b>\$35,000</b>	0.0%	\$ -
76-57-244	UNIFORMS	\$2,899	\$5,000	\$5,103	<b>\$7,500</b>	50.0%	\$ 2,500
76-57-246	EMERGENCY MANAGEMENT	\$3,209	\$5,000	\$1,558	<b>\$5,000</b>	0.0%	\$ -
76-57-247	COVID-19 RELATED EXPENSES	\$23,313	\$932,327	\$472,256	<b>\$0</b>	-100.0%	\$ (932,327)
76-57-247-001	COVID-19 BUSINESS STIMULUS PROGRAM	\$0	\$0	\$101,272	<b>\$0</b>	0.0%	\$ -
76-57-250	FIRE - EQUIPMENT MAINTENANCE	\$29,934	\$25,000	\$22,423	<b>\$30,000</b>	20.0%	\$ 5,000
76-57-252	EMS - EQUIPMENT MAINTENANCE	\$0	\$5,180	\$3,311	<b>\$5,180</b>	0.0%	\$ -
76-57-260	FUEL	\$7,074	\$6,000	\$7,072	<b>\$10,000</b>	66.7%	\$ 4,000
76-57-280	TELEPHONE	\$392	\$0	\$636	<b>\$1,000</b>	0.0%	\$ 1,000
76-57-300	STATE MEDICAID ASSESSMENT	\$8,815	\$8,000	\$3,215	<b>\$8,000</b>	0.0%	\$ -
76-57-620	MEDICAL SERVICES (DRUG/SHOTS)	\$0	\$600	\$1,000	<b>\$1,500</b>	150.0%	\$ 900
76-57-700	WILDLAND EXPENDITURES	\$5,384	\$10,000	\$26,023	<b>\$18,000</b>	80.0%	\$ 8,000
76-57-702	WILDLAND PPE/GRANT	\$0	\$11,500	\$11,212	<b>\$11,500</b>	0.0%	\$ -
76-57-705	EMPG GRANT EXPENSE	\$0	\$5,000	\$0	<b>\$3,500</b>	-30.0%	\$ (1,500)
76-57-740	FIRE - CAPITAL-VEHICLES & EQUIPMENT	\$1,841	\$0	\$4,095	<b>\$70,000</b>	0.0%	\$ 70,000
76-57-741	FIRE - PPE ROTATION	\$0	\$15,000	\$0	<b>\$15,000</b>	0.0%	\$ -
76-57-742	EMS - CAPITAL-VEHICLES & EQUIPMENT	\$0	\$6,800	\$4,777	<b>\$3,000</b>	-55.9%	\$ (3,800)
76-90-150	CONTRIBUTION TO FUND BALANCE	\$0	\$481	\$0	<b>\$0</b>	-100.0%	\$ (481)
76-57-750	CAPITAL PROJECTS	\$0	\$67,916	\$0	<b>\$0</b>	-100.0%	\$ (67,916)
76-57-920	TRANSFER TO CAPITAL VEHICLES & EQUIPMENT	\$75,000	\$0	\$0	<b>\$0</b>	0.0%	\$ -



# Santaquin City

## 2021-2022 Tentative Budget

	Account Number	Description	Actuals (2019-2020)	Revised Budget (2020-2021)	Actuals (2020-2021)	Projected Budget (2021-2022)	%Chg.	\$ Chg.
		TOTAL FIRE PROTECTION	\$644,036	\$1,688,924	\$1,079,006	\$851,047	-49.6%	\$ (837,877)
		TOTAL FUND EXPENDITURES	\$644,036	\$1,688,924	\$1,079,006	\$851,047	-49.6%	\$ (837,877)
		NET REVENUE OVER EXPENDITURES	\$15,243	\$0	\$521,691	\$0	0.0%	\$ 0

## Santaquin City

### 2021-2022 Budgeted Transfers

#### General Fund Transfers In:

Fund	Acct No	Amount
General Fund	10-39-909	\$ 300,000
General Fund	10-39-910	\$ 600,000
General Fund	10-39-911	\$ 600,000
<b>Total GF Transfer In</b>		<b>\$ 1,500,000</b>

#### General Fund Transfers Out:

Fund	Acct No	Amount
General Fund	10-90-200	\$ 49,750
General Fund	10-90-205	\$ 8,300
General Fund	10-90-300	\$ 17,000
General Fund	10-90-400	\$ 78,000
General Fund	10-90-500	\$ 46,500
General Fund	10-90-510	\$ 191,750
General Fund	10-90-520	\$ 52,500
General Fund	10-90-550	\$ 90,000
General Fund	10-90-600	\$ 29,000
General Fund	10-90-700	\$ 292,000
General Fund	10-90-800	\$ 56,000
General Fund	10-90-860	\$ 525,000
General Fund	10-90-870	\$ 544,000
General Fund	10-90-884	\$ 185,546
<b>Total GF Transfer Out:</b>		<b>\$ 2,165,346</b>

#### Other Fund Transfers Out:

Storm Drainage Fund	50-40-902	\$ 365,000
Water Fund	51-40-910	\$ 64,000
Sewer Fund	52-40-905	\$ 64,000
Pressurized Irrigation Fund	54-40-905	\$ 64,000
Water Fund	51-40-901	\$ 98,280
Sewer Fund	52-40-901	\$ 96,408
Pressurized Irrigation Fund	54-40-901	\$ 86,016
Transportation Impact Fee Fund	59-40-900	\$ 390,000
PW Capital Fund	44-40-740	\$ 31,008
Sewer Impact Fee Fund	56-40-900	\$ 300,000
<b>Total Other Transfers From:</b>		<b>\$ 1,558,712</b>

#### Transfer From:

Fund	Acct No	Amount
P. Irrigation Fund (21.1% of Enterprise Fund)	54-40-790	\$ 300,000
Water Fund (26.2% of Enterprise Fund)	51-40-900	\$ 600,000
Sewer Fund (24.6% of Enterprise Fund)	52-40-830	\$ 600,000
<b>Total Transfer Out:</b>		<b>\$ 1,500,000</b>

#### Transfer To:

Fund	Acct No	Amount
CS-Sports Fund	61-39-100	\$ 49,750
CS-Royalty Fund	64-39-100	\$ 8,300
CS-Chieftain Museum	63-39-100	\$ 17,000
CS-Library Fund	72-39-410	\$ 78,000
CS-Seniors Fund	75-39-100	\$ 46,500
CS-Administration Fund	67-39-100	\$ 191,750
CS-Classes	68-39-100	\$ 52,500
Computer Capital Fund	49-39-100	\$ 90,000
Capital Projects	41-39-100	\$ 29,000
Capital Vehicles & Equipment	42-39-100	\$ 292,000
Santaquin Events	62-39-100	\$ 56,000
Fire Department Fund	73-39-100	\$ 525,000
Road Capital Project Fund	45-39-100	\$ 544,000
Local Building Authority	Separate Entity	\$ 185,546
<b>Total Transfers In:</b>		<b>\$ 2,165,346</b>

#### Other Fund Transfers In:

Capital Project Fund	41-39-322	\$ 365,000
Computer Capital Fund	43-39-110	\$ 64,000
Computer Capital Fund	43-39-120	\$ 64,000
Computer Capital Fund	43-39-130	\$ 64,000
PW Capital Fund	44-39-110	\$ 98,280
PW Capital Fund	44-39-120	\$ 96,408
PW Capital Fund	44-39-130	\$ 86,016
Roads Capital Project Fund	45-39-141	\$ 390,000
Capital Vehicles Fund	44-40-740	\$ 31,008
Sewer Fund	52-38-910	\$ 300,000
<b>Total Other Transfers In:</b>		<b>\$ 1,558,712</b>

DEBT SERVICE PAYMENTS

Description	Financial Institution		Original Bond Amount	ANNUAL PAYMENT	Remaining Debt Service Balance as of 6/30/2022	MATURITY DATE
	ZIONS BANK		\$ 482,477	\$ 61,373	\$ 61,372	03/01/2023
2011A-2 BONDS USDA	USDA		\$ 2,912,000	\$ 126,852	\$ 2,487,240	02/15/2052
1993-A SEWER BOND	STATE OF UTAH		\$ 1,000,000	\$ 34,000	\$ 136,000	12/01/2025
2011A-1 BONDS DWQ	STATE OF UTAH		\$ 6,034,000	\$ 375,280	\$ 3,087,000	01/01/2031
2011B-1 BONDS DWQ	STATE OF UTAH		\$ 900,000	\$ 9,000	\$ 900,000	01/01/2033
2018 WA BOND DWR	STATE OF UTAH		\$ 1,720,500	\$ 93,040	\$ 1,541,000	01/01/2039
2018 PI BOND DWR	STATE OF UTAH		\$ 1,720,500	\$ 93,040	\$ 1,541,000	01/01/2039
2018 ROADS BOND	ZIONS BANK		\$ 4,300,000	\$ 480,046	\$ 3,118,000	07/15/2028
2020 CITY HALL BOND	ZIONS BANK		\$ 6,655,000	\$ 413,730	\$ 6,115,000	06/15/2040
	P&C EQUIPMENT FINANCE		\$ 169,173	\$ 27,265	\$ 75,348	06/01/2025
	P&C EQUIPMENT FINANCE		\$ 446,032	\$ 54,500	\$ 103,058	06/24/2024
	SUN TRUST BANK		\$ 6,130,000	\$ 511,213	\$ 2,405,000	09/01/2026
2021 PROPOSED VEHICLE LEASE			\$ 730,000	\$ 179,489	\$ 550,511	06/08/2025
2021 PROPOSED PI BOND			\$ 9,015,000	\$ 574,205	\$ 8,630,000	03/01/2041

Total: \$ 2,279,339 \$ 21,570,019

CAPITAL ONE						
**via - Santaquin City LBA			\$ 2,500,000	\$ 184,546	\$ 1,848,000	06/27/2035

RESERVE PAYMENTS

****STATE OF UTAH LOANS			Anticipated Cash Balance as of 6/30/2022		
CEMETERY			\$ 10,000	\$ 62,916	No End
USDA RESERVES					
2011A-2 BONDS USDA			\$ 28,890	\$ 316,531	Life of the Bond

Total: \$ 38,890

AMORTIZATION SCHEDULES & POPULATION ESTIMATES

Residential Units		3,725	4,000	4,250	4,500	4,750	5,000	5,250	5,500	5,750	6,000	6,250	6,500
Estimated Growth Rate													
Population Estimate		14,900	16,000	17,000	18,000	19,000	20,000	21,000	22,000	23,000	24,000	25,000	26,000
Long Term Debt	Date Due	2022	2023	2024	2025	2026	2027	2028	2029	2030	2031	2032	2033
1993A Sewer Bond	12/1	\$ 34,000	\$ 34,000	\$ 34,000	\$ 34,000	\$ 34,000							
2011A-1 Sewer Revenue Bond	1/1	\$ 375,280	\$ 375,870	\$ 375,420	\$ 375,940	\$ 375,420	\$ 375,870	\$ 375,280	\$ 375,660	\$ 375,000	\$ 233,310		
2011A-2 Sewer Revenue Bond	Monthly (\$10571)	\$ 126,852	\$ 126,852	\$ 126,852	\$ 126,852	\$ 126,852	\$ 126,852	\$ 126,852	\$ 126,852	\$ 126,852	\$ 126,852	\$ 126,852	\$ 126,852
2011B-1 Sewer Revenue Bond	1/1	\$ 9,000	\$ 9,000	\$ 9,000	\$ 9,000	\$ 9,000	\$ 9,000	\$ 9,000	\$ 9,000	\$ 9,000	\$ 9,000	\$ 151,000	\$ 384,580
2012 P.I. Revenue Bond	9/1 (Principal & Interest) 3/1 (Interest Only)												
2015 Public Works Building	1/1 & 7/1 *via Santaquin LBA	\$ 184,546	\$ 184,251	\$ 183,789	\$ 184,139	\$ 184,281	\$ 184,215	\$ 183,940	\$ 184,435	\$ 184,681	\$ 183,697	\$ 184,463	\$ 183,957
2018 WA Booster Pump/Tank	1/1	\$ 93,040	\$ 92,820	\$ 93,080	\$ 92,810	\$ 111,520	\$ 111,830	\$ 111,600	\$ 111,840	\$ 111,540	\$ 111,710	\$ 111,840	\$ 111,430
2018 PI Booster Pump/Tank Bond	1/1	\$ 93,040	\$ 92,820	\$ 93,080	\$ 92,810	\$ 111,520	\$ 111,830	\$ 111,600	\$ 111,840	\$ 111,540	\$ 111,710	\$ 111,840	\$ 111,430
2018 Road Bond	1/15 & 7/15	\$ 480,046	\$ 475,830	\$ 474,474	\$ 473,976	\$ 476,334	\$ 479,547	\$ 484,613	\$ 495,304				
2020 City Hall Sales Tax Bond		\$ 413,730	\$ 413,730	\$ 413,330	\$ 412,530	\$ 411,330	\$ 414,730	\$ 412,530	\$ 414,930	\$ 410,030	\$ 409,980	\$ 410,150	\$ 409,890
NEW 2021 P.I. Revenue Bond	(Refund 2012 and Fund SR PI Tank)	\$ 574,205	\$ 573,579	\$ 570,388	\$ 571,788	\$ 572,588	\$ 572,788	\$ 572,388	\$ 571,388	\$ 574,788	\$ 572,388	\$ 574,388	\$ 574,988
Total Long Term Debt Payments		\$ 1,809,534	\$ 1,805,173	\$ 1,803,025	\$ 1,802,057	\$ 1,840,258	\$ 1,813,874	\$ 1,815,414	\$ 1,829,861	\$ 1,903,430	\$ 1,758,646	\$ 1,670,532	\$ 918,249

<u>Reserve Payments</u>	<u>Date Due</u>	<u>2022</u>	<u>2023</u>	<u>2024</u>	<u>2025</u>	<u>2026</u>	<u>2027</u>	<u>2028</u>	<u>2029</u>	<u>2030</u>	<u>2031</u>	<u>2032</u>	<u>2033</u>
WRF - Short Lived Asset Fund (Reserved but useable for repairs)		\$ 28,890	\$ 28,890	\$ 28,890	\$ 28,890	\$ 28,890	\$ 28,890	\$ 28,890	\$ 28,890	\$ 28,890	\$ 28,890	\$ 28,890	\$ 28,890
<b>Total Reserve Payments</b>		<b>\$ 28,890</b>	<b>\$ 30,913</b>	<b>\$ 30,914</b>	<b>\$ 30,915</b>	<b>\$ 30,916</b>	<b>\$ 30,917</b>	<b>\$ 30,918</b>	<b>\$ 30,919</b>	<b>\$ 30,920</b>	<b>\$ 30,921</b>	<b>\$ 30,922</b>	<b>\$ 30,923</b>

<u>Vehicles &amp; Equipment</u>	<u>2022</u>	<u>2023</u>	<u>2024</u>	<u>2025</u>
2015 PIERCE SABER PUMPER FIRE TRUCK	\$ 54,500	\$ 54,500	\$ 54,500	
2016 (4) PIECE EQUIPMENT LEASE	\$ 61,373	\$ 61,372		
2018 SCBA ROTATION	\$ 27,265	\$ 27,265	\$ 27,265	\$ 27,265
NEW 2021 EQUIPMENT LEASE	\$ 179,489	\$ 181,482	\$ 183,496	\$ 185,533
<b>Total Vehicles &amp; Equipment Payments</b>	<b>\$ 322,627</b>	<b>\$ 324,619</b>	<b>\$ 265,261</b>	<b>\$ 212,798</b>

<u>Per Capita Debt</u>	<u>2022</u>	<u>2023</u>	<u>2024</u>	<u>2025</u>	<u>2026</u>	<u>2027</u>	<u>2028</u>	<u>2029</u>	<u>2030</u>	<u>2031</u>	<u>2032</u>	<u>2033</u>
<b>Total Debt &amp; Reserve Payments</b>	<b>\$ 2,161,051</b>	<b>\$ 2,160,705</b>	<b>\$ 2,099,200</b>	<b>\$ 2,045,770</b>	<b>\$ 1,871,174</b>	<b>\$ 1,844,791</b>	<b>\$ 1,846,332</b>	<b>\$ 1,860,780</b>	<b>\$ 1,934,350</b>	<b>\$ 1,789,567</b>	<b>\$ 1,701,454</b>	<b>\$ 949,172</b>
Total Debt per citizen per mo	\$ 12.09	\$ 11.25	\$ 10.29	\$ 9.47	\$ 8.21	\$ 7.69	\$ 7.33	\$ 7.05	\$ 7.01	\$ 6.21	\$ 5.67	\$ 3.04
Total Debt per household per mo	\$ 48.35	\$ 45.01	\$ 41.16	\$ 37.88	\$ 32.83	\$ 30.75	\$ 29.31	\$ 28.19	\$ 28.03	\$ 24.86	\$ 22.69	\$ 12.17

6,750	7,000	7,250	7,500	7,750	8,000	8,250	8,500	8,750	9,000	9,250	9,500	9,750	10,000	10,250	10,500	10,750	11,000	11,250	11,500
27,000	28,000	29,000	30,000	31,000	32,000	33,000	34,000	35,000	36,000	37,000	38,000	39,000	40,000	41,000	42,000	43,000	44,000	45,000	46,000
2034	2035	2036	2037	2038	2039	2040	2041	2042	2043	2044	2045	2046	2047	2048	2049	2050	2051	2052	2053
\$ 126,852	\$ 126,852	\$ 126,852	\$ 126,852	\$ 126,852	\$ 126,852	\$ 126,852	\$ 126,852	\$ 126,852	\$ 126,852	\$ 126,852	\$ 126,852	\$ 126,852	\$ 126,852	\$ 126,852	\$ 126,852	\$ 126,852	\$ 126,852	\$ 126,852	\$ 77,725
\$ 384,810																			
\$ 184,181	\$ 184,113	\$ 183,753																	
\$ 111,490	\$ 111,510	\$ 111,490	\$ 111,430	\$ 111,830	\$ 111,180														
\$ 111,490	\$ 111,510	\$ 111,490	\$ 111,430	\$ 111,830	\$ 111,180														
\$ 414,925	\$ 414,450	\$ 413,900	\$ 411,400	\$ 413,800	\$ 411,000	\$ 413,100													
\$ 575,388	\$ 575,588	\$ 575,588	\$ 575,388	\$ 574,988	\$ 574,388	\$ 573,588	\$ 571,900												
\$ 1,909,136	\$ 1,524,023	\$ 1,523,073	\$ 349,712	\$ 350,512	\$ 349,212	\$ 126,852	\$ 126,852	\$ 126,852	\$ 126,852	\$ 126,852	\$ 126,852	\$ 126,852	\$ 126,852	\$ 126,852	\$ 126,852	\$ 126,852	\$ 126,852	\$ 126,852	\$ 77,725

<u>2034</u>	<u>2035</u>	<u>2036</u>	<u>2037</u>	<u>2038</u>	<u>2039</u>	<u>2040</u>	<u>2041</u>	<u>2042</u>	<u>2043</u>	<u>2044</u>	<u>2045</u>	<u>2046</u>	<u>2047</u>	<u>2048</u>	<u>2049</u>	<u>2050</u>	<u>2051</u>	<u>2052</u>	<u>2053</u>
\$ 28,890	\$ 28,890	\$ 28,890	\$ 28,890	\$ 28,890	\$ 28,890	\$ 28,890	\$ 28,890	\$ 28,890	\$ 28,890	\$ 28,890	\$ 28,890	\$ 28,890	\$ 28,890	\$ 28,890	\$ 28,890	\$ 28,890	\$ 28,890	\$ 28,890	\$ 28,890
\$ 30,924	\$ 30,925	\$ 30,926	\$ 30,927	\$ 30,928	\$ 30,929	\$ 30,930	\$ 30,931	\$ 30,932	\$ 30,933	\$ 30,934	\$ 30,935	\$ 30,936	\$ 30,937	\$ 30,938	\$ 30,939	\$ 30,940	\$ 30,941	\$ 30,942	\$ 30,943

<u>2034</u>	<u>2035</u>	<u>2036</u>	<u>2037</u>	<u>2038</u>	<u>2039</u>	<u>2040</u>	<u>2041</u>	<u>2042</u>	<u>2043</u>	<u>2044</u>	<u>2045</u>	<u>2046</u>	<u>2047</u>	<u>2048</u>	<u>2049</u>	<u>2050</u>	<u>2051</u>	<u>2052</u>	<u>2053</u>
\$ 1,940,060	\$ 1,554,948	\$ 1,553,999	\$ 380,639	\$ 381,440	\$ 380,141	\$ 157,782	\$ 157,783	\$ 157,784	\$ 157,785	\$ 157,786	\$ 157,787	\$ 157,788	\$ 157,789	\$ 157,790	\$ 157,791	\$ 157,792	\$ 157,793	\$ 157,794	\$ 108,668
\$ 5.99	\$ 4.63	\$ 4.47	\$ 1.06	\$ 1.03	\$ 0.99	\$ 0.40	\$ 0.39	\$ 0.38	\$ 0.37	\$ 0.36	\$ 0.35	\$ 0.34	\$ 0.33	\$ 0.32	\$ 0.31	\$ 0.31	\$ 0.30	\$ 0.29	\$ 0.20
\$ 23.95	\$ 18.51	\$ 17.86	\$ 4.23	\$ 4.10	\$ 3.96	\$ 1.59	\$ 1.55	\$ 1.50	\$ 1.46	\$ 1.42	\$ 1.38	\$ 1.35	\$ 1.31	\$ 1.28	\$ 1.25	\$ 1.22	\$ 1.20	\$ 1.17	\$ 0.79

**Santaquin Community Development Agency Board**  
**2021-2022 Budget**

<b>Carry Over Reserve Balance from Prior Year (Equity):</b>	<b>\$ 60,255</b>
<b>Revenues:</b>	
Interest Earned:	\$ 20
Contribution From Surplus:	\$ 7,500
Transfers from Santaquin City:	\$ -
<b>Total Revenues:</b>	<b>\$ 7,520</b>
<b>Total Equity &amp; Revenue</b>	<b>\$ 67,775</b>
<b>Expenditures:</b>	
Orchard Lane CDA	\$ -
400 East Main Clock Tower	\$ -
Main Street Welcome Signs	\$ 7,500
Misc. Operational Costs including publishing, auditing, supplies, etc.	\$ -
<b>Total Expenditures:</b>	<b>\$ 7,500</b>
<b>Estimated Ending Equity (Carry Over) Balance:</b>	<b>\$ 60,275</b>

*\*Note: Any unspent funds from the Project Area Plan or Miscellaneous Categories will carry over to the 2022-2023 FY Budget as Equity*

Account Number	Description	Actuals (2019-2020)	Budget (2020-2021)	Actual Thru Mar (2020-2021) 75% of Year	Projected Budget (2021-2022)	%Chg.	\$ Chg.
<b>Revenues:</b>							
81-3610	Interest Earned	\$ 32	\$ 10	\$ 25	\$ 20	100%	\$ 10
81-3910	Transfers from City	\$ 457,500	\$ 175,000	\$ 401,476	\$ -	-100%	\$ (175,000)
81-3999	Contribution from Surplus	\$ -	\$ 50,990	\$ -	\$ 7,500	-85%	\$ (43,490)
	<b>Total Revenues:</b>	<b>\$ 457,532</b>	<b>\$ 226,000</b>	<b>\$ 401,501</b>	<b>\$ 7,520</b>	-97%	<b>\$ (218,480)</b>
<b>Expenditures:</b>							
81-4410.450	Expenses	\$ 57,500	\$ 1,000	\$ 57,500	\$ -	-100%	\$ (1,000)
81-4410.460	Orchard Lane CDA Incentive	\$ 350,000	\$ 50,000	\$ 343,976	\$ -	-100%	\$ (50,000)
81-NEW	400 East Main Clock Tower	\$ -	\$ 135,000	\$ -	\$ -	100%	\$ (135,000)
81-NEW	Main Street Welcome Signs	\$ -	\$ 40,000	\$ -	\$ 7,500	100%	\$ (32,500)
81-4410.611	Bank Charges	\$ 38	\$ -	\$ 20	\$ 20	0%	\$ 20
	<b>Total Expenses:</b>	<b>\$ 407,538</b>	<b>\$ 226,000</b>	<b>\$ 401,496</b>	<b>\$ 7,520</b>	-97%	<b>\$ (218,480)</b>
<b>NET REVENUE OVER EXPENDITURES</b>		<b>\$ 49,994</b>	<b>\$ -</b>	<b>\$ 5</b>	<b>\$ -</b>		

## Santaquin Local Building Authority

### 2021-2022 Budget

**Carry Over Reserve Balance from Prior Year (Equity):**

\$ 35.00

**Revenues:**

Budgeted Transfers from Santaquin City 2021-22:

\$ 185,546

**Total Revenues: \$ 185,546**

**Total Equity & Revenue**

**\$ 185,581**

**Expenditures:**

Santaquin City Public Works Building Debt Service

\$ -

Zions Bank Trustee Fees (Annual)

\$ 1,000

**Total Expenditures: \$ 1,000**

**Estimated Ending Equity (Carry Over) Balance:**

**\$ 184,581**

*\*Note: The Amortization Schedule for the LBA for the Santaquin City Public Works Building can be found on the "Current Debt Service" tab of this spreadsheet*

Account Number	Description	Actuals (2019-2020)	Budget (2020-2021)	Actual Thru Mar (2020-2021)	Projected Budget (2021-2022)	%Chg.	\$ Chg.
<b><u>Revenues:</u></b>							
82-3610	Interest Earned	\$ -	\$ -	\$ -	\$ -	0%	\$ -
82-3910	Transfers from City	\$ 188,685	\$ 188,700	\$ 50,223	\$ 185,546	-2%	\$ (3,154)
82-NEW	Contribution from Surplus	\$ -	\$ -	\$ -	\$ -	0%	\$ -
	<b>Total Revenues:</b>	<b>\$ 188,685</b>	<b>\$ 188,700</b>	<b>\$ 50,223</b>	<b>\$ 185,546</b>	-2%	\$ (3,154)
<b><u>Expenditures:</u></b>							
82-4410.450	Expenses	\$ 1,988		\$ 7,397	\$ -	0%	\$ -
82-4410.611	Bank Charges	\$ -	\$ 2,000	\$ -	\$ 1,000	-50%	\$ (1,000)
82-4410.810	Debt Service - Principal	\$ 97,000	\$ 97,000	\$ -	\$ 143,826	48%	
82-4410.820	Debt Service - Interest	\$ 89,697	\$ 89,652	\$ 42,826	\$ 40,720	-55%	\$ (48,932)
82-4410.NEW	Contributrion to Surplus		\$ 48	\$ -		100%	
	<b>Total Expenses:</b>	<b>\$ 188,685</b>	<b>\$ 188,700</b>	<b>\$ 50,223</b>	<b>\$ 185,546</b>	-2%	\$ (3,154)
<b>NET REVENUE OVER EXPENDITURES</b>		<b>\$ -</b>	<b>\$ -</b>	<b>\$ -</b>	<b>\$ -</b>		



## Santaquin Water District 2021-2022 Budget

**Carry Over Reserve Balance from Prior Year (Equity):**

**\$ 45,179**

**Revenues:**

Budgeted Transfers from Santaquin City 2021-22:

\$ -

\$ -

**Total Revenues:**

**\$ 45,179**

**Expenditures:**

Water Assessment Fees

\$ 41,255

**Total Expenditures:**

**\$ 41,255**

**Estimated Ending Equity (Carry Over) Balance:\***

**\$ 3,924**

*\*Note: Any unspent funds from the Water Assessment Category will carry over to the 2022-2023 FY Budget*

Account Number	Description	Actuals (2019-2020)	Budget (2020-2021)	Actual Thru Mar (2020-2021) 75% of Year	Projected Budget (2021-2022)	%Chg.	\$ Chg.
<b><u>Revenues:</u></b>							
83-3610	Interest Earned	\$ -	\$ -	\$ -	\$ -	0%	\$ -
83-3910	Transfers from General Fund	\$ 60,570	\$ 33,500	\$ 41,255	\$ -	-100%	\$ (33,500)
83-3999	Contribution from Surplus	\$ -	\$ -	\$ -	\$ 41,255	0%	\$ 41,255
	<b>Total Revenues:</b>	<b>\$ 60,570</b>	<b>\$ 33,500</b>	<b>\$ 41,255</b>	<b>\$ 41,255</b>	23%	\$ 7,755
<b><u>Expenditures:</u></b>							
83-4410.450	Expenses	\$ 30,285	\$ 33,500	\$ 41,255	\$ 41,255	23%	\$ 7,755
83-4410.611	Bank Charges	\$ 86	\$ -	\$ -	\$ -	0%	\$ -
	<b>Total Expenses:</b>	<b>\$ 30,371</b>	<b>\$ 33,500</b>	<b>\$ 41,255</b>	<b>\$ 41,255</b>	23%	\$ 7,755
<b>NET REVENUE OVER EXPENDITURES</b>		<b>\$ 30,199</b>	<b>\$ -</b>	<b>\$ -</b>	<b>\$ -</b>		