



Draft

Standard Specifications and Drawings

Prepared by
Santaquin City Engineering and Public Works.
(Portions of text and Unaltered Drawings
Provided by J-U-B Engineers, Inc.)

**Approval by the Santaquin City Council
December 19, 2023**

This Manual Updated Yearly

(Page Intentionally Left Blank)

Chapter 4

Standard Specifications

DRAFT

(Page Intentionally Left Blank)

2023 Standard and Specifications and Drawings Updates

Errata for

Changes made to the Santaquin City Standard Specification and Drawings

Division 1

- The proposed change is to update the pre-construction meeting location.

Section 1.05.

A pre-construction meeting with the Developer, Developer's Engineer, the Contractor(s) involved in the subdivision construction, ~~and with~~ representatives of all utility companies that will provide service to the development ~~invited~~ shall be held with the Public Works Representative/Engineer, Public Works Inspector, and any other City Personnel deemed necessary prior to commencement of any work. The meeting will not be conducted until payment has been made for all fees, street lights, and traffic signs. The location of the meeting shall be at the Santaquin City Community Development Office, ~~110 South Center Street~~^{275 West Main Street}, Santaquin, Utah 84655 ~~or at another location determined by the Public Works Representative/Engineer~~. The date and time of the conference shall be ~~set up~~^{determined} by the Developer and the Public Works Representative/Engineer.

Division 2

- The proposed change updates the pipe embedment material to match American Public Works Association (APWA) specifications.

Section 2.07, Subsection A:

i. Bedding and Initial Backfill Material:

~~a. Ductile iron pipe One hundred percent (100%) less than two inch (2") and maximum of five percent (5%) passing a No. 200 sieve.~~

~~b. PVC or polyethylene pipe One hundred percent (100%) less than three quarter inch (3/4") and maximum five percent (5%) passing a No. 200 sieve.~~

~~c.a. Concrete pipe Refer to Section 4.06 (Concrete Pipe / Pipe Bedding) One Hundred percent passing the #4 sieve and less than 15 percent passing the #200 sieve.~~

Division 3A

- The proposed change requires that if a Culinary Water service meter box ring & lid is located within a concrete surface (i.e., not in a landscaped area) the ring and lid must be a larger diameter to allow for public works crews to access the meter for servicing

Section 3A.05 Subsection E:

- If a meter box is located within a ~~drive approach concrete surface~~ the standard meter box shall be replaced with ~~an H-20 or HS-20 load traffic rated box and a 2 foot diameter traffic rated lid and associated ring.~~

Standards Drawing

- ST1 – Standard Street Cross section update
 - Added note: "As approved by City Council on March 1, 2022, this is the required minimum cross section for all local streets/roads approved for development prior to December 19, 2023.
 - Removed 26' rural private lane cross section
 - Relocated 5 lane/no parking 90' Arterial cross section from ST2

- ST2 – Standard Street Cross section update
 - Added New 58'2 lane local road cross section. This addresses the maximum asphalt width of 32' as required by Utah State Code.
 - Relocated 5 lane/no parking 90' Arterial cross section to ST1

DRAFT

CHAPTER 4

STANDARD SPECIFICATIONS

TABLE OF CONTENTS

DIVISION 1: GENERAL REQUIREMENTS

Section 1.01	PURPOSE OF DOCUMENTS.....	pg. 1
Section 1.02	DEFINITIONS	pg. 1
Section 1.03	EXCAVATION PERMIT, FEES, AND BONDING REQUIRED	pg. 1
	Sub-Section A. Permit Application	
	Sub-Section B. Fee Assessment	
	Sub-Section C. Bonding	
Section 1.04	CONTRACTOR AND CONSTRUCTION PLAN APPROVAL	pg. 2
Section 1.05	PRE-CONSTRUCTION CONFERENCE	pg. 2
Section 1.06	TIMELY COMPLIANCE WITH THE ISSUED PERMIT	pg. 3
	Sub-section A. Inspections	
	Sub-section B. Notification of Needed Inspections	
	Sub-section C. Responsibility of the Developer	
	Sub-section D. Conflict	
Section 1.07	ELECTRONIC AND RECORD DRAWINGS.....	pg. 3
Section 1.08	TEMPORARY SERVICES	pg. 4
Section 1.09	CODES AND STANDARDS	pg. 4
Section 1.10	STATE AND LOCAL LAWS	pg. 4
Section 1.11	COMPLIANCE WITH GOVERNMENTAL REGULATIONS	pg. 4
	Sub-section A. United States Occupational Safety and Health Administration Regulations	
	Sub-section B. Utah State Industrial Commission Regulations	
	Sub-section C. City Codes and Ordinances	
	Sub-section D. UDOT Requirements	
	Sub-section E. Permits	
Section 1.12	FEDERAL, STATE, AND LOCAL INSPECTING AGENCIES.....	pg. 5
Section 1.13	PUBLIC SAFETY AND CONVENIENCE.....	pg. 5
	Sub-section A. Compliance with Rules and Regulations	
	Sub-section B. Road Closures and Obstructions	
	Sub-section C. Protection of the Traveling Public	
	Sub-section D. Hazardous Conditions	
	Sub-section E. Dust and Debris Control	
Section 1.14	CONFINEMENT OF WORK AND ACCESS TO RIGHT-OF-WAY AND EASEMENTS	pg. 6
Section 1.15	NOTIFICATION OF RESIDENTS	pg. 6
Section 1.16	WEATHER CONDITIONS	pg. 6
Section 1.17	LAND MONUMENTS	pg. 6
Section 1.18	SOURCE OF MATERIALS.....	pg. 7
Section 1.19	CONSTRUCTION WATER.....	pg. 7
Section 1.20	OPERATION AND MAINTENANCE MANUALS	pg. 7
Section 1.21	INTERFERING STRUCTURES, UTILITIES AND FACILITIES	pg. 7
Section 1.22	MATERIAL AND COMPACTION TESTING.....	pg. 7
Section 1.23	TESTING AND PROCESS CONTROL.....	pg. 8
	Sub-section A. Quality Assurance	
	Sub-section B. Submittals	
	Sub-section C. Sampling	
	Sub-section D. Soil Classification Test	
	Sub-section E. Compaction Test of Soil and Untreated Base Course	
	Sub-section F. Test Roll of Roadway Sub-grade	

Sub-section G.	Gradation Test of Untreated Base Course	
Sub-section H.	Extraction – Gradation Testing of Bituminous Surface Course	
Sub-section I.	Compaction Testing of Bituminous Surface Course	
Sub-section J.	Compressive Strength Testing of Concrete Cylinders	
Sub-section K.	Additional Concrete Testing	
Sub-section L.	Certifications	
Sub-section M.	Summary Table of Tests and Certifications	
Section 1.24	INSTALLATION OF UTILITY CONDUITS	pg. 14
Section 1.25	PHOTOGRAPHS.....	pg. 14

DIVISION 2: TRENCH EXCAVATION AND BACKFILL

Section 2.01	GENERAL	pg. 15
Section 2.02	BARRICADES	pg. 15
Section 2.03	BLASTING	pg. 15
Section 2.04	SHEETING, BRACING AND SHORING OF EXCAVATIONS	pg. 15
Section 2.05	CONTROL OF GROUNDWATER.....	pg. 15
Section 2.06	TRENCH EXCAVATION	pg. 16
Sub-section A.	Normal Excavation	
Sub-section B.	Authorized Over-Excavation	
Sub-section C.	Unauthorized Over-Excavation	
Sub-section D.	Trench Width	
Sub-section E.	Trenches in Embankments	
Sub-section F.	Placement of Excavated Material	
Sub-section G.	Fine Grading the Trench Bottom	
Section 2.07	TRENCH BACKFILL	pg. 17
Sub-section A.	Imported Granular Material	
Sub-section B.	Foundation Placement	
Sub-section C.	Pipe Embedment	
Sub-section D.	Final Backfill	
Sub-section E.	Clay Dams	
Sub-section F.	Compaction	
Section 2.08	TRENCH CROSSINGS AND EASEMENTS	pg. 19
Section 2.09	RESTORATION OF CONSTRUCTION SITE	pg. 20
Section 2.10	OPEN TRENCHES IN PUBLIC THOROUGHFARES	pg. 20
Section 2.11	DEVELOPER/CONTRACTOR RESPONSIBILITY	pg. 20

DIVISION 3: PRESSURE PIPE - PRESSURE IRRIGATION

Section 3.01	GENERAL	pg. 21
Section 3.02	DUCTILE IRON PIPE	pg. 21
Sub-section A.	Materials	
Sub-section B.	Joints	
Sub-section C.	Coatings and Linings for Ductile Iron Pipe	
Sub-section D.	Flanges	
Sub-section E.	Fittings	
Section 3.03	PVC PIPE	pg. 22
Sub-section A.	Materials	
Sub-section B.	Joints	
Sub-section C.	Fittings.	
Section 3.04	PIPE INSTALLATION.....	pg. 22
Sub-section A.	Cutting	
Sub-section B.	Dewatering of Trench	
Sub-section C.	Laying of Pipe	
Sub-section D.	Thrust Blocking & Megalug Joint Restraint	
Sub-section E.	Connections to Existing Water Lines	
Sub-section F.	Corrosion Protection and Soil Tests	
Sub-section G.	Tracer Wire	

Sub-section H.	Dead end Pressure Irrigation Lines.	
Section 3.05	PRESSURE IRRIGATION SERVICE CONNECTION	pg. 24
Sub-section A.	Service Saddle Specifications	
Sub-section B.	Polyethylene Tubing	
Sub-section C.	Compression Connection	
Sub-section D.	Service Fittings	
Sub-section E.	Angle Ball Service Valve	
Sub-section F.	Service Box and Meter	
Sub-section G.	PVC Pipe	
Sub-section H.	Hose Bib	
Sub-section I.	Location of Stub Pipes	
Sub-section J.	Service Pipe Installation	
Section 3.06	TESTING AND FLUSHING	pg. 27
Sub-section A.	Pressure Test	
Sub-section B.	Leakage Test	
Sub-section C.	Flushing	

DIVISION 3A: PRESSURE PIPE - CULINARY WATER

Section 3A.01	GENERAL	pg. 30
Section 3A.02	DUCTILE IRON PIPE	pg. 30
Sub-section A.	Materials	
Sub-section B.	Joints	
Sub-section C.	Coatings and Linings for Ductile Iron Pipe	
Sub-section D.	Flanges	
Sub-section E.	Fittings	
Section 3A.03	PVC PIPE	pg. 31
Sub-section A.	Materials	
Sub-section B.	Joints	
Sub-section C.	Fittings	
Section 3A.04	PIPE INSTALLATION	pg. 31
Sub-section A.	Cutting	
Sub-section B.	Dewatering of Trench	
Sub-section C.	Laying of Pipe	
Sub-section D.	Separation	
Sub-section E.	Pipe Bedding	
Sub-section F.	Thrust Blocking & Megalug Joint Restraints	
Sub-section G.	Connections to Existing Water Lines	
Sub-section H.	Corrosion Protection and Soil Tests	
Sub-section I.	Tracer wire	
Sub-section J.	Damage and Repair of Water Mains and Appurtenances	
Sub-section K.	Dead end water lines	
Section 3A.05	WATER SERVICE LATERALS	pg. 34
Sub-section A.	Extent of Laterals	
Sub-section B.	Excavation and Backfill	
Sub-section C.	Connection to Main	
Sub-section D.	Meter, Meter Setter Assembly, Meter Box and Cover	
Sub-section E.	Special Joints and Fittings	
Sub-section F.	Separation	
Sub-section G.	Location of Stub Pipes	
Sub-section H.	Flushing, Testing, and Disinfecting	
Section 3A.06	FLUSHING, DISINFECTING, AND TESTING	pg. 36
Sub-section A.	Flushing	
Sub-section B.	Disinfection	
Sub-section C.	Bacteriological Test	
Sub-section D.	Pressure Test	
Sub-section E.	Leakage Test	

Section 3A.07 SURFACE WATER CROSSING	pg. 40
Sub-Section A. Crossing Type	
Sub-Section B. Water Crossings greater than 15 feet (15')	

DIVISION 4: CONCRETE PIPE

Section 4.01 GENERAL	pg. 41
Section 4.02 PIPE	pg. 41
Sub-section A. Reinforced Concrete Pipe	
Sub-section B. Non-Reinforced Concrete Pipe	
Sub-section C. Bell and Spigot Joints	
Sub-section D. Minimum size and Slope Requirements	
Section 4.03 PIPE LAYING	pg. 42
Section 4.04 GRAVEL FOUNDATION FOR PIPE	pg. 42
Section 4.05 INSTALLATION REQUIREMENTS FOR LINE AND GRADE	pg. 42
Section 4.06 PIPE BEDDING	pg. 42
Section 4.07 TESTS	pg. 43
Sub-section A. Displacement Test	
Sub-section B. Infiltration Test	
Sub-section C. Exfiltration Test	
Sub-section D. Air Testing	
Sub-section E. Televising	
Section 4.08 MANHOLE CONNECTIONS	pg. 44
Section 4.09 SEWER SERVICE LATERALS	pg. 44
Sub-section A. Extent and Location of Laterals	
Sub-section B. Excavation and Backfill	
Sub-section C. Pipe	
Sub-section D. Connection to Main	
Sub-section E. Cover Over Sewer Lateral Lines	
Sub-section F. Sewer Clean Outs	
Sub-section G. Location of Stub Pipes	
Sub-section H. Testing	
Sub-section I. Damage and Repair of Sewers and Appurtenances	

DIVISION 4A: PVC PLASTIC PIPE

Section 4A.01 GENERAL	pg. 47
Section 4A.02 PIPE	pg. 47
Sub-section A. Minimum Size and Slope Requirements	
Section 4A.03 FITTINGS	pg. 47
Section 4A.04 PIPE LAYING	pg. 47
Section 4A.05 GRAVEL FOUNDATION FOR PIPE	pg. 48
Section 4A.06 INSTALLATION REQUIREMENTS FOR LINE AND GRADE	pg. 48
Section 4A.07 PIPE BEDDING	pg. 48
Section 4A.08 TESTS	pg. 48
Sub-section A. Displacement Test	
Sub-section B. Infiltration Test	
Sub-section C. Exfiltration Test	
Sub-section D. Air Testing	
Sub-section E. Televising	
Section 4A.09 MANHOLE CONNECTIONS	pg. 50
Section 4A.10 SEWER LATERAL CONNECTIONS	pg. 50
Section 4A.11 SEWER SERVICE LATERALS	pg. 50
Sub-section A. Extent of Laterals and Location of Laterals	
Sub-section B. Excavation and Backfill	
Sub-section C. Pipe	
Sub-section D. Connection to Main	

Sub-section E.	Cover Over Sewer Lateral Lines	
Sub-section F.	Sewer Clean Outs	
Sub-section G.	Location of Stub Pipes	
Sub-section H.	Testing	
Sub-section I.	Damage and Repairs of Sewers and Appurtenances	
Section 4A.12	"GO/NO-GO" MANDREL PROOF TESTING.....	pg. 51

DIVISION 4B: POLYETHYLENE CORRUGATED PIPE

Section 4B.01	GENERAL	pg. 53
Section 4B.02	PIPE	pg. 53
Section 4B.03	JOINTS	pg. 53
Section 4B.04	PERFORATIONS.....	pg. 53
Section 4B.05	PIPE LAYING	pg. 54
Section 4B.06	GRAVEL FOUNDATION FOR PIPE.....	pg. 54
Section 4B.07	INSTALLATION REQUIREMENTS FOR LINE AND GRADE.....	pg. 54
Section 4B.08	PIPE BEDDING	pg. 54
Section 4B.09	TESTS	pg. 55
Sub-section A.	Displacement Test	
Sub-section B.	Televising	
Section 4B.10	MANHOLE CONNECTIONS.....	pg. 55
Section 4B.11	LATERAL CONNECTIONS	pg. 55

DIVISION 4C: POLYETHYLENE CORRUGATED PIPE WITH WATER TIGHT JOINTS

Section 4C.01	GENERAL	pg. 56
Section 4C.02	PIPE	pg. 56
Section 4C.03	FITTINGS	pg. 56
Section 4C.04	PIPE LAYING	pg. 56
Section 4C.05	GRAVEL FOUNDATION FOR PIPE.....	pg. 57
Section 4C.06	INSTALLATION REQUIREMENTS FOR LINE AND GRADE.....	pg. 57
Section 4C.07	PIPE BEDDING	pg. 57
Section 4C.08	TESTS	pg. 58
Sub-section A.	Displacement Test	
Sub-section B.	Infiltration Test	
Sub-section C.	Ex-filtration Test	
Sub-section D.	Air Testing	
Sub-section E.	Televising	
Section 4C.09	MANHOLE CONNECTIONS.....	pg. 59
Section 4C.10	LATERAL CONNECTIONS	pg. 59
Section 4C.11	"GO/NO-GO" MANDREL PROOF TESTING.....	pg. 59

DIVISION 5 MANHOLES

Section 5.01	GENERAL	pg. 60
Section 5.02	CONCRETE BASE	pg. 60
Section 5.03	BACKFILL REQUIREMENTS	pg. 60
Section 5.04	WALL AND CONE SECTIONS	pg. 60
Sub-section A.	Manholes Shall be Furnished with Steps	
Section 5.05	DROP MANHOLES	pg. 61
Sub-section A.	Cement	
Sub-section B.	Fly Ash	
Sub-section C.	Fine Aggregate	
Sub-section D.	Mix Design	
Section 5.06	MANHOLE FRAMES AND COVERS	pg. 61
Sub-section A.	Setting Manhole Frames and Covers	
Section 5.07	CONNECTIONS TO EXISTING SEWER.....	pg. 62
Section 5.08	INCOMING SEWER LINES.....	pg. 63
Section 5.09	PREVENTING MATERIALS FROM ENTERING THE SEWER MAIN	pg. 63

Section 5.10	TESTING OF MANHOLES, GREASE INTERCEPTORS & SAND/OIL INTERCEPTORS.....	pg. 63
Section 5.11	Pipe Connections to Manholes.....	pg. 64

DIVISION 6: VALVES, COUPLINGS, AND FIRE HYDRANTS

Section 6.01	GENERAL.....	pg. 65
Section 6.02	RESILIENT SEATED GATE VALVE.....	pg. 65
Section 6.03	BUTTERFLY VALVE.....	pg. 66
Section 6.04	VALVE BOXES.....	pg. 66
Section 6.05	COUPLINGS.....	pg. 67
Section 6.06	FIRE HYDRANTS.....	pg. 67
Section 6.07	BLOWOFF VALVE.....	pg. 67
Section 6.08	PRESSURE IRRIGATION 2-INCH AIR INLET AND REMOVAL FACILITY.....	pg. 68
Section 6.09	PRESSURE IRRIGATION DRAINS.....	pg. 68
Section 6.10	PRESSURE IRRIGATION 4-INCH FLUSHING AIR INLET AND REMOVAL FACILITY.....	pg. 68

DIVISION 7: EARTHWORK

Section 7.01	GENERAL.....	pg. 70
Section 7.02	EXCAVATION FOR STRUCTURES.....	pg. 70
Section 7.03	GRANULAR FOUNDATION BORROW.....	pg. 70
Section 7.04	BACKFILL AROUND STRUCTURES.....	pg. 70
Section 7.05	CONSTRUCTION OF EMBANKMENTS AND FILLS.....	pg. 70
	Sub-section A. Foundation Preparation	
	Sub-section B. Placement	
	Sub-section C. Borrow	
Section 7.06	COMPACTION OF MATERIALS.....	pg. 72
	Sub-section A. Under Roadways	
	Sub-section B. Under Sidewalk and Driveways	
Section 7.07	REMOVAL OF DEFECTIVE FILL AND PLACEMENT OF ACCEPTABLE FILL..	pg. 73

DIVISION 8: PORTLAND CEMENT CONCRETE

Section 8.01	GENERAL.....	pg. 74
Section 8.02	MATERIALS.....	pg. 74
	Sub-section A. Portland Cement	
	Sub-section B. Aggregate	
	Sub-section C. Water	
	Sub-section D. Air-Entraining Agent	
	Sub-section E. Steel Reinforcement	
	Sub-section F. Water-Reducing and Set-Retarding Admixtures	
	Sub-section G. Curing Compound	
Section 8.03	CLASS OF CONCRETE.....	pg. 76
Section 8.04	COMPOSITION OF CONCRETE.....	pg. 76
	Sub-section A. Aggregate	
	Sub-section B. Water	
	Sub-section C. Air-Content	
	Sub-section D. Admixtures	
Section 8.05	DESIGN OF THE CONCRETE MIX.....	pg. 77
Section 8.06	OBSERVATION AND TESTING.....	pg. 77
Section 8.07	HANDLING AND MEASUREMENT OF MATERIALS.....	pg. 77
Section 8.08	MIXERS AND MIXING.....	pg. 77
Section 8.09	FORMS.....	pg. 78
Section 8.10	PREPARATION OF FORMS AND SUBGRADE.....	pg. 78
Section 8.11	CONVEYING.....	pg. 78
Section 8.12	PLACING.....	pg. 78
Section 8.13	CONSTRUCTION JOINTS.....	pg. 79

Section 8.14	EXPANSION AND CONTRACTION JOINTS	pg. 79
Section 8.15	WATERSTOP	pg. 80
Section 8.16	REMOVAL OF FORMS.....	pg. 80
Section 8.17	FINISHING FORMED SURFACES	pg. 80
Section 8.18	FINISHING UNFORMED SURFACES.....	pg. 80
Section 8.19	CURING AND PROTECTION	pg. 80
Section 8.20	REMOVAL OR REPAIR	pg. 81
Section 8.21	CONCRETING IN COLD WEATHER.....	pg. 81
Section 8.22	CONCRETING IN HOT WEATHER.....	pg. 81

DIVISION 9: REINFORCING STEEL

Section 9.01	GENERAL	pg. 82
Section 9.02	FABRICATION AND PLACING REINFORCEMENT	pg. 82
	Sub-section A. Fabrication	
	Sub-section B. Clearances	
	Sub-section C. Support	
	Sub-section D. Splicing	
Section 9.03	EPOXY COATING	pg. 83
	Sub-section A. Prequalify all Coatings	
	Sub-section B. Coat Bars as Specified	
	Sub-section C. Handling	
Section 9.04	FIELD CUTTING EPOXY-COATED BARS.....	pg. 84
	Sub-section A. Cutting	
	Sub-section B. Repairing	

DIVISION 10: RESTORATION OF SURFACE IMPROVEMENTS

Section 10.01	GENERAL	pg. 85
Section 10.02	FIELD VERIFICATION OF IMPROVEMENTS.....	pg. 85
Section 10.03	REMOVAL OF PAVEMENT, SIDEWALKS, CURBS, ETC.....	pg. 85
Section 10.04	MATERIALS.....	pg. 85
	Sub-section A. Untreated Base Course	
	Sub-section B. Bituminous Surface Course	
	Sub-section C. Concrete	
Section 10.05	RESTORING BITUMINOUS, CONCRETE, OR ASPHALT STREET SURFACES.....	pg. 86
	Sub-section A. Before Excavation	
	Sub-section B. Temporary Graded Surface	
	Sub-section C. Preparation for Paving	
	Sub-section D. Bituminous Surface	
Section 10.06	GRAVEL SURFACE.....	pg. 86
	Sub-section A. Layer Thickness	
	Sub-section B. Placement	
	Sub-section C. Gradation	
Section 10.07	MISCELLANEOUS IMPROVEMENTS	pg. 87
Section 10.08	RESTORATION OF SURFACES	pg. 87
Section 10.09	CLEANUP	pg. 87
Section 10.10	PAVEMENT MARKINGS.....	pg. 87

DIVISION 11: ROADWAY CONSTRUCTION

Section 11.01	GENERAL	pg. 88
Section 11.02	MINIMUM ROADWAY CROSS SECTION.....	pg. 88
Section 11.03	PULVERIZING.....	pg. 88
Section 11.04	EARTHWORK.....	pg. 88
Section 11.05	ROADWAY EXCAVATION.....	pg. 88
Section 11.06	SUBGRADE PREPARATION	pg. 88
Section 11.07	DRAIN ROCK	pg. 89

Section 11.08	GRANULAR BORROW	pg. 89
Section 11.09	GRANULAR BACKFILL BORROW	pg. 89
Section 11.10	FLOWABLE BACKFILL.....	pg. 89
	Sub-section A. Cement	
	Sub-section B. Fly Ash	
	Sub-section C. Fine Aggregate	
	Sub-section D. Mix Design	
Section 11.11	BASE COURSE.....	pg. 90
Section 11.12	TACK COAT	pg. 91
Section 11.13	BITUMINOUS ASPHALT CEMENT PAVEMENT	pg. 91
Section 11.14	ADJUSTING MANHOLES AND VALVE BOXES TO FINAL GRADE	pg. 92
Section 11.15	PAVEMENT CRACK SEAL.....	pg. 93
	Sub-section A. Quality Assurance	
	Sub-section B. Filler and Sealer Materials	
	Sub-section C. Equipment	
	Sub-section D. Advanced Preparation	
	Sub-section E. Application	
	Sub-section F. Backer Rod	
Section 11.16	CHIP SEAL.....	pg. 95
	Sub-section A. Submittals	
	Sub-section B. Quality Assurance	
	Sub-section C. Paving Asphalt	
	Sub-section D. Cover Material	
	Sub-section E. Preparation	
	Sub-section F. Application	
	Sub-section G. Rolling	
	Sub-section H. Fog Seal	
	Sub-section I. Cleanup and Repair	
	Sub-section J. Acceptance	
Section 11.17	PAVEMENT MARKINGS	pg. 98
	Sub-section A. Materials	
	Sub-section B. Preparation	
	Sub-section C. Application	
	Sub-section D. Removing Pavement Markings	

DIVISION 12: CONCRETE CURB, GUTTER AND SIDEWALK

Section 12.01	GENERAL	pg. 100
Section 12.02	CONCRETE.....	pg. 100
Section 12.03	GRADE	pg. 100
Section 12.04	FORMS	pg. 100
Section 12.05	SUBGRADE PREPARATION.....	pg. 100
Section 12.06	CONSTRUCTION OF CURB, GUTTER AND SIDEWALK	pg. 101
Section 12.07	CONCRETE CURBWALL	pg. 102
Section 12.08	6-INCH CONCRETE DRIVE APPROACH	pg. 102
Section 12.09	ACCESSIBILITY STANDARDS IN PUBLIC RIGHTS-OF-WAY	pg. 102
	Sub-section A. Sidewalks	
	Sub-section B. Curb Ramps	
	Sub-section C. Landings	
	Sub-section D. Side Flares	
	Sub-section E. Built up Curb Ramps	
	Sub-section F. Obstructions	
	Sub-section G. Location of Marked Crossings	
	Sub-section H. Diagonal Curb Ramps	
	Sub-section I. Curb Ramps Associated with Trails	

Sub-section J.	Detectable Warnings	
Sub-section K.	Islands	
Sub-section L.	Pedestrian Crossings	
Section 12.10	LANDSCAPE RESTORATION.....	pg. 105

DIVISION 13: STORM DRAINS

Section 13.01	GENERAL	pg. 106
Section 13.02	PIPE INSTALLATION.....	pg. 106
Section 13.03	PIPE	pg. 106
Section 13.04	MANHOLES	pg. 106
Section 13.05	CONCRETE.....	pg. 106
Section 13.06	REINFORCING STEEL	pg. 106
Section 13.07	STORM DRAIN AND INLET BOXES.....	pg. 106
Sub-section A.	Concrete Inlet Boxes	
Sub-section B.	PVC Inlets	
Section 13.08	PIPE CONNECTING INLET BOXES TO EXISTING STORM DRAINS	pg. 107

DIVISION 14: UTAH DEPARTMENT OF TRANSPORTATION RIGHTS-OF-WAY

Section 14.01	GENERAL	pg. 108
Section 14.02	UTILITY LINE AGREEMENT.....	pg. 108
Section 14.03	INSPECTION FEES.....	pg. 108

DIVISION 15: CASINGS

Section 15.01	GENERAL	pg. 109
Section 15.02	MATERIALS	pg. 109
Section 15.03	CONSTRUCTION METHODS	pg. 109
Section 15.04	LINE AND GRADE	pg. 109
Section 15.05	CARRIER PIPE INSTALLATION THROUGH CASINGS	pg. 109
Section 15.06	CASING SPACERS	pg. 110
Section 15.07	CASING END SEALS.....	pg. 110

DIVISION 16: DETENTION BASINS

Section 16.01	GENERAL	pg. 111
Section 16.02	EARTHWORK.....	pg. 111
Section 16.03	CONCRETE AND REINFORCING STEEL	pg. 111
Section 16.04	PIPING	pg. 111
Section 16.05	TOPSOIL	pg. 111

DIVISION 17: CONDUIT

Section 17.01	GENERAL	pg. 112
Section 17.02	UTILITY CONDUIT	pg. 112
Sub-section A.	Materials	
Sub-section B.	Location	
Sub-section C.	Magnetic Locator Tape	
Section 17.03	INSTALLATION.....	pg. 112
Sub-section A.	Cutting	
Sub-section B.	Dewatering of Trench	
Sub-section C.	Laying of Conduit	
Sub-section D.	Bedding	

DIVISION 18: RESIDENTIAL & SMALL COMMERCIAL PUMP SYSTEMS

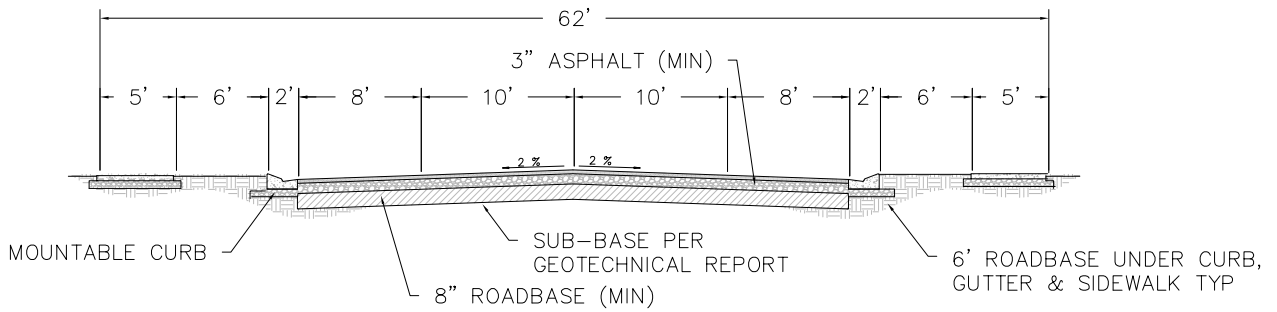
Section 18.01	GENERAL	pg. 114
Sub-section A.	Installation	
Sub-section B.	Inspection and Testing	
Sub-section C.	Deviation from Requirements	

DIVISION 19: STREET LIGHTING

Section 19.01	GENERAL	pg. 117
Section 19.02	STREET LIGHTS ALONG LOCAL AND COLLECTOR STREETS.....	pg. 117
Sub-section A.	Placement	
Sub-section B.	Luminaire	
Sub-section C.	Pole and Base	
Sub-section D.	Lamp	
Sub-section E.	Installation	
Section 19.03	STREET LIGHTS ALONG MAIN STREET	pg. 118
Sub-section A.	Placement	
Sub-section B.	Luminaire	
Sub-section C.	Pole and Base	
Sub-section D.	Lamp	
Sub-section E.	Installation	
Section 19.04	STREET LIGHTS ALONG ARTERIAL STREETS.....	pg. 118
Sub-section A.	Placement	
Sub-section B.	Luminaire	
Sub-section C.	Pole and Base	
Sub-section D.	Lamp	
Sub-section E.	Foundation	

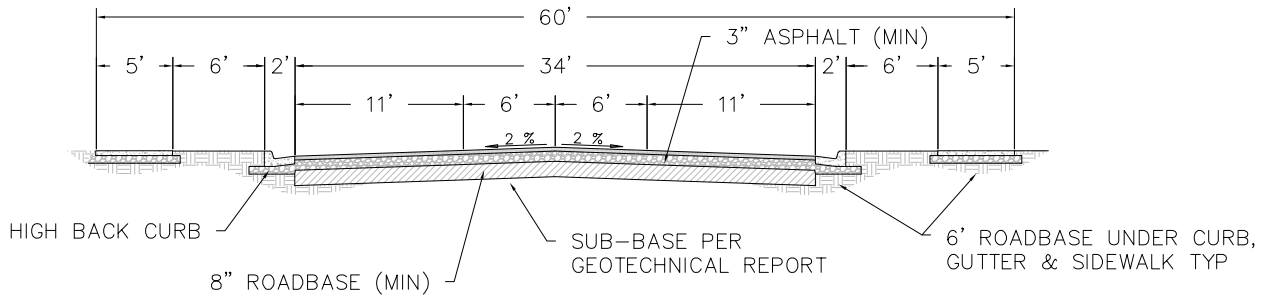
DIVISION 20: LANDSCAPING

Section 20.01	GENERAL	pg. 120
Section 20.02	TOPSOIL REQUIREMENTS AND PLACEMENT	pg. 120
Section 20.03	GRAVEL DRIVE APPROACHES.....	pg. 120
Section 20.04	IRRIGATION SYSTEM – MATERIALS	pg. 120
Sub-section A.	Basic Irrigation Requirements	
Sub-section B.	Pipe	
Sub-section C.	Fittings	
Sub-section D.	Automatic Controller	
Sub-section E.	Automatic Control Valve	
Sub-section F.	Rotary Sprinkler	
Sub-section G.	Plastic Nozzles	
Sub-section H.	Valve Box	
Sub-section I.	Control Wire, Wire Connectors and Sealing Cement	
Sub-section J.	Valves and Couplers	
Sub-section K.	Main Line Connections	
Section 20.05	IRRIGATION SYSTEM – INSTALLATION.....	pg. 123
Sub-section A.	Trenching	
Sub-section B.	Pipe Installation	
Section 20.06	SEEDING OF TURF	pg. 126
Sub-section A.	Seeding	
Sub-section B.	Sodding	
Sub-section C.	Maintenance	
Section 20.07	TREES	pg. 128
Sub-section A.	Approved Tree Species List	
Sub-section B.	Trees Prohibited in Park Strips	
Sub-section C.	Tree Substitutions for Unique Environments	
Sub-section D.	Streetscape Substitutions	
Sub-section E.	Tree and Shrub Installation	
Section 20.08	Bonding	pg. 138



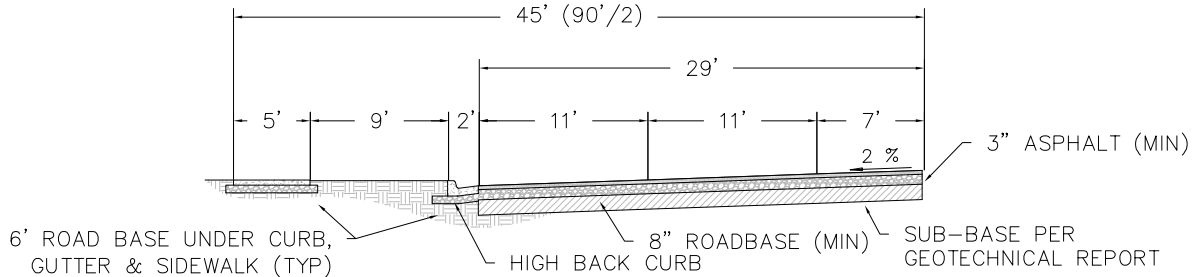
- NOTES:
1. THE DEVELOPMENT REVIEW COMMITTEE (DRC) MAY REQUIRE THE ADDITION OF RIGHT TURN LANES AT INTERSECTIONS.
 2. THE DEVELOPMENT REVIEW COMMITTEE (DRC) MAY MODIFY THIS SECTION FOR DEVELOPMENTS WITH AVERAGE BUILDABLE SLOPE > 10%.
 3. AS APPROVED BY CITY COUNCIL ON MARCH 1, 2022, THIS IS THE REQUIRED MINIMUM CROSS SECTION FOR ALL LOCAL STREETS/ROADS APPROVED FOR DEVELOPMENT PRIOR TO DECEMBER 19, 2023

2-LANE/PARKING BOTH SIDES
62' LOCAL
 NOT TO SCALE



- NOTES:
1. THE DEVELOPMENT REVIEW COMMITTEE (DRC) MAY REQUIRE THE ADDITION OF RIGHT TURN LANES AT INTERSECTIONS.
 2. THE DEVELOPMENT REVIEW COMMITTEE (DRC) MAY MODIFY THIS SECTION FOR DEVELOPMENTS WITH AVERAGE BUILDABLE SLOPE > 10%.

3-LANE/NO PARKING
60' COLLECTOR
 NOT TO SCALE



- NOTES:
1. THE DEVELOPMENT REVIEW COMMITTEE (DRC) MAY REQUIRE THE ADDITION OF RIGHT TURN LANES AT INTERSECTIONS.
 2. THE DEVELOPMENT REVIEW COMMITTEE (DRC) MAY MODIFY THIS SECTION FOR DEVELOPMENTS WITH AVERAGE BUILDABLE SLOPE > 10%.

5-LANE/NO PARKING
90' ARTERIAL
 NOT TO SCALE

NOTES:
 STANDARD ROAD CROSS SECTIONS MAY BE MODIFIED IN HILLSIDE DEVELOPMENT ZONES ACCORDING TO A DEVELOPMENT AGREEMENT.

STATEMENT OF USE:
 THIS DOCUMENT AND ANY ILLUSTRATIONS HEREON ARE PROVIDED AS STANDARD CONSTRUCTION DETAILS WITHIN SANTAQUIN CITY. DEVIATION FROM THIS DOCUMENT REQUIRES APPROVAL OF SANTAQUIN CITY. SANTAQUIN CITY CORP. CAN NOT BE HELD LIABLE FOR MISUSE OR CHANGES REGARDING THIS DOCUMENT.

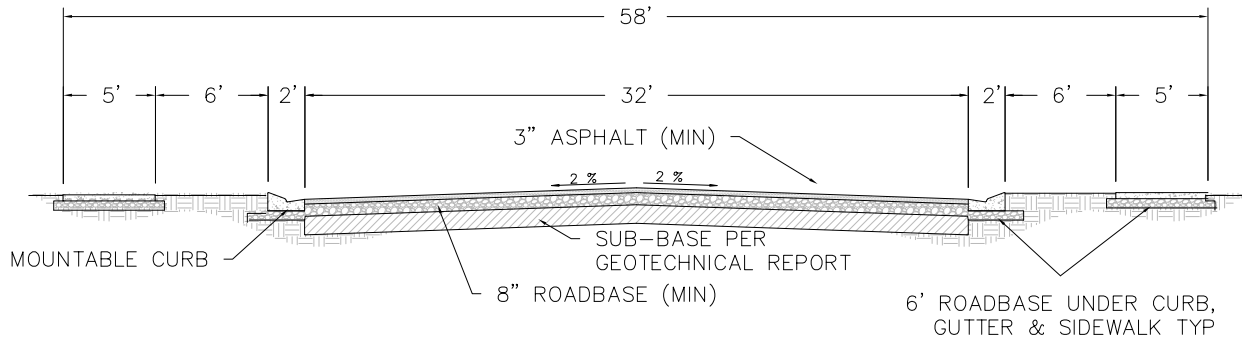
REVISION			
NO.	BY	APR	DATE



**STANDARD STREET
 CROSS SECTION**
SANTAQUIN CITY
110 SOUTH CENTER STREET

ST1

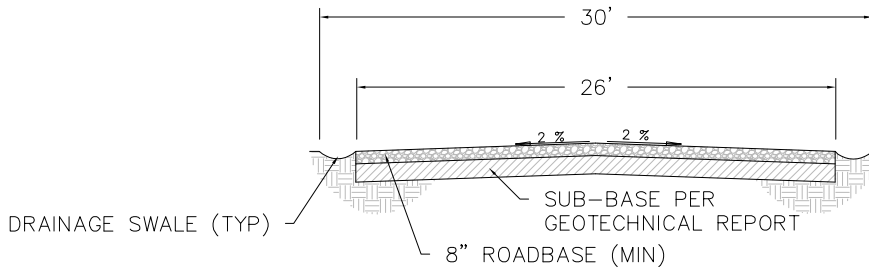
ADOPTED DATE:



2-LANE MINIMUM ASPHALT WIDTH
58' LOCAL
NOT TO SCALE

NOTES:

1. THE DEVELOPMENT REVIEW COMMITTEE (DRC) MAY REQUIRE THE ADDITION OF RIGHT TURN LANES AT INTERSECTIONS.
2. THE DEVELOPMENT REVIEW COMMITTEE (DRC) MAY MODIFY THIS SECTION FOR DEVELOPMENTS WITH AVERAGE BUILDABLE SLOPE > 10%.
3. AS APPROVED BY CITY COUNCIL ON DECEMBER 19, 2023, THIS IS NOW THE MINIMUM CROSS SECTION FOR ALL NEW LOCAL STREETS/ROADS



26' RURAL PRIVATE LANE
NOT TO SCALE

NOTES:

TURN-A-ROUND MUST MEET THE REQUIREMENTS OF THE INTERNATIONAL FIRE CODE APPENDIX D (LATEST ADOPTED VERSION)

NOTES:

1. THE DEVELOPMENT REVIEW COMMITTEE (DRC) MAY REQUIRE THE ADDITION OF RIGHT TURN LANES AT INTERSECTIONS.
2. THE DEVELOPMENT REVIEW COMMITTEE (DRC) MAY MODIFY THIS SECTION FOR DEVELOPMENTS WITH AVERAGE BUILDABLE SLOPE > 10%.

NOTES:

STANDARD ROAD CROSS SECTIONS MAY BE MODIFIED IN HILLSIDE DEVELOPMENT ZONES ACCORDING TO A DEVELOPMENT AGREEMENT.

STATEMENT OF USE:
 THIS DOCUMENT AND ANY ILLUSTRATIONS HEREON ARE PROVIDED AS STANDARD CONSTRUCTION DETAILS WITHIN SANTAQUIN CITY. DEVIATION FROM THIS DOCUMENT REQUIRES APPROVAL OF SANTAQUIN CITY. SANTAQUIN CITY CORP. CAN NOT BE HELD LIABLE FOR MISUSE OR CHANGES REGARDING THIS DOCUMENT.

REVISION			
NO.		BY	DATE



STANDARD STREET
CROSS SECTION
SANTAQUIN CITY
110 SOUTH CENTER STREET

ST2

ADOPTED DATE: