



# Memorandum

To: Santaquin City Planning Commission  
From: Jon Lundell, P.E., City Engineer  
Date: November 10, 2023  
Re: **Santaquin City Standards and specifications update**

---

Periodically Santaquin City's Standards and specifications must be updated to address issues discovered with previous construction materials and methods and to bring specifications in line with modifications to Utah State Code.

The current update addresses the following:

1. Division 1: The proposed change is to update the pre-construction meeting location.
2. Division 2: The proposed change updates the pipe embedment material to match American Public Works Association (APWA) specifications.
3. Division 3A: The proposed change changes the standard Culinary Water service meter box ring & lid for meter boxes that are located within a concrete surface (i.e., not in a landscaped area).
4. Standard Drawings
  - a. ST1 – Standard Street Cross section update
    - i. Added note: “As approved by City Council on March 1, 2022, this is the required minimum cross section for all local streets/roads approved for development prior to December 19, 2023.
    - ii. Removed 26' rural private lane cross section.
    - iii. Relocated 5 lane/no parking 90' Arterial cross section from ST2.
  - b. ST2 – Standard Street Cross section update
    - i. Added New 58' 2 lane local road cross section. This addresses the maximum asphalt width of 32' as required by Utah State Code.
    - ii. Relocated 5 lane/no parking 90' Arterial cross section to ST1.

These updates will address concerns expressed by Santaquin City Public Works and the recent changes to the Utah State Code.

Recommended Motion:

The Planning Commission forwards a positive recommendation to the City Council for approval of the proposed Standard and Specifications update.



Draft

# Standard Specifications and Drawings

Prepared by  
Santaquin City Engineering and Public Works.  
(Portions of text and Unaltered Drawings  
Provided by J-U-B Engineers, Inc.)

**Approval by the Santaquin City Council  
December 19, 2023**

This Manual Updated Yearly

(Page Intentionally Left Blank)

# Chapter 4

## Standard Specifications

DRAFT

(Page Intentionally Left Blank)

## 2023 Standard and Specifications and Drawings Updates

### Errata for

#### Changes made to the Santaquin City Standard Specification and Drawings

##### Division 1

- The proposed change is to update the pre-construction meeting location.

###### Section 1.05.

A pre-construction meeting with the Developer, Developer's Engineer, the Contractor(s) involved in the subdivision construction, ~~and with~~ representatives of all utility companies that will provide service to the development ~~invited~~ shall be held with the Public Works Representative/Engineer, Public Works Inspector, and any other City Personnel deemed necessary prior to commencement of any work. The meeting will not be conducted until payment has been made for all fees, street lights, and traffic signs. The location of the meeting shall be at the Santaquin City Community Development Office, ~~110 South Center Street~~<sup>275 West Main Street</sup>, Santaquin, Utah 84655 ~~or at another location determined by the Public Works Representative/Engineer~~. The date and time of the conference shall be ~~set up~~<sup>determined</sup> by the Developer and the Public Works Representative/Engineer.

##### Division 2

- The proposed change updates the pipe embedment material to match American Public Works Association (APWA) specifications.

###### Section 2.07, Subsection A:

###### i. Bedding and Initial Backfill Material:

~~a. Ductile iron pipe — One hundred percent (100%) less than two inch (2") and maximum of five percent (5%) passing a No. 200 sieve.~~

~~b. PVC or polyethylene pipe — One hundred percent (100%) less than three quarter inch (3/4") and maximum five percent (5%) passing a No. 200 sieve.~~

~~c.a. Concrete pipe — Refer to Section 4.06 (Concrete Pipe / Pipe Bedding) — One Hundred percent passing the #4 sieve and less than 15 percent passing the #200 sieve.~~

##### Division 3A

- The proposed change requires that if a Culinary Water service meter box ring & lid is located within a concrete surface (i.e., not in a landscaped area) the ring and lid must be a larger diameter to allow for public works crews to access the meter for servicing

###### Section 3A.05 Subsection E:

- If a meter box is located within a ~~drive approach concrete surface~~ the standard meter box shall be replaced with ~~an H-20 or HS-20 load traffic rated box and a 2 foot diameter traffic rated lid and associated ring.~~

##### Standards Drawing

- ST1 – Standard Street Cross section update
  - Added note: "As approved by City Council on March 1, 2022, this is the required minimum cross section for all local streets/roads approved for development prior to December 19, 2023.
  - Removed 26' rural private lane cross section
  - Relocated 5 lane/no parking 90' Arterial cross section from ST2

- ST2 – Standard Street Cross section update
  - Added New 58'2 lane local road cross section. This addresses the maximum asphalt width of 32' as required by Utah State Code.
  - Relocated 5 lane/no parking 90' Arterial cross section to ST1

DRAFT

# CHAPTER 4

## STANDARD SPECIFICATIONS

### TABLE OF CONTENTS

#### DIVISION 1: GENERAL REQUIREMENTS

Section 1.01	PURPOSE OF DOCUMENTS.....	pg. 1
Section 1.02	DEFINITIONS .....	pg. 1
Section 1.03	EXCAVATION PERMIT, FEES, AND BONDING REQUIRED .....	pg. 1
	Sub-Section A. Permit Application	
	Sub-Section B. Fee Assessment	
	Sub-Section C. Bonding	
Section 1.04	CONTRACTOR AND CONSTRUCTION PLAN APPROVAL .....	pg. 2
Section 1.05	PRE-CONSTRUCTION CONFERENCE .....	pg. 2
Section 1.06	TIMELY COMPLIANCE WITH THE ISSUED PERMIT .....	pg. 3
	Sub-section A. Inspections	
	Sub-section B. Notification of Needed Inspections	
	Sub-section C. Responsibility of the Developer	
	Sub-section D. Conflict	
Section 1.07	ELECTRONIC AND RECORD DRAWINGS.....	pg. 3
Section 1.08	TEMPORARY SERVICES .....	pg. 4
Section 1.09	CODES AND STANDARDS .....	pg. 4
Section 1.10	STATE AND LOCAL LAWS .....	pg. 4
Section 1.11	COMPLIANCE WITH GOVERNMENTAL REGULATIONS .....	pg. 4
	Sub-section A. United States Occupational Safety and Health Administration Regulations	
	Sub-section B. Utah State Industrial Commission Regulations	
	Sub-section C. City Codes and Ordinances	
	Sub-section D. UDOT Requirements	
	Sub-section E. Permits	
Section 1.12	FEDERAL, STATE, AND LOCAL INSPECTING AGENCIES.....	pg. 5
Section 1.13	PUBLIC SAFETY AND CONVENIENCE.....	pg. 5
	Sub-section A. Compliance with Rules and Regulations	
	Sub-section B. Road Closures and Obstructions	
	Sub-section C. Protection of the Traveling Public	
	Sub-section D. Hazardous Conditions	
	Sub-section E. Dust and Debris Control	
Section 1.14	CONFINEMENT OF WORK AND ACCESS TO RIGHT-OF-WAY AND EASEMENTS .....	pg. 6
Section 1.15	NOTIFICATION OF RESIDENTS .....	pg. 6
Section 1.16	WEATHER CONDITIONS .....	pg. 6
Section 1.17	LAND MONUMENTS .....	pg. 6
Section 1.18	SOURCE OF MATERIALS.....	pg. 7
Section 1.19	CONSTRUCTION WATER.....	pg. 7
Section 1.20	OPERATION AND MAINTENANCE MANUALS .....	pg. 7
Section 1.21	INTERFERING STRUCTURES, UTILITIES AND FACILITIES .....	pg. 7
Section 1.22	MATERIAL AND COMPACTION TESTING.....	pg. 7
Section 1.23	TESTING AND PROCESS CONTROL.....	pg. 8
	Sub-section A. Quality Assurance	
	Sub-section B. Submittals	
	Sub-section C. Sampling	
	Sub-section D. Soil Classification Test	
	Sub-section E. Compaction Test of Soil and Untreated Base Course	
	Sub-section F. Test Roll of Roadway Sub-grade	



Sub-section G.	Gradation Test of Untreated Base Course	
Sub-section H.	Extraction – Gradation Testing of Bituminous Surface Course	
Sub-section I.	Compaction Testing of Bituminous Surface Course	
Sub-section J.	Compressive Strength Testing of Concrete Cylinders	
Sub-section K.	Additional Concrete Testing	
Sub-section L.	Certifications	
Sub-section M.	Summary Table of Tests and Certifications	
Section 1.24	INSTALLATION OF UTILITY CONDUITS .....	pg. 14
Section 1.25	PHOTOGRAPHS.....	pg. 14

**DIVISION 2: TRENCH EXCAVATION AND BACKFILL**

Section 2.01	GENERAL .....	pg. 15
Section 2.02	BARRICADES .....	pg. 15
Section 2.03	BLASTING .....	pg. 15
Section 2.04	SHEETING, BRACING AND SHORING OF EXCAVATIONS .....	pg. 15
Section 2.05	CONTROL OF GROUNDWATER.....	pg. 15
Section 2.06	TRENCH EXCAVATION .....	pg. 16
Sub-section A.	Normal Excavation	
Sub-section B.	Authorized Over-Excavation	
Sub-section C.	Unauthorized Over-Excavation	
Sub-section D.	Trench Width	
Sub-section E.	Trenches in Embankments	
Sub-section F.	Placement of Excavated Material	
Sub-section G.	Fine Grading the Trench Bottom	
Section 2.07	TRENCH BACKFILL .....	pg. 17
Sub-section A.	Imported Granular Material	
Sub-section B.	Foundation Placement	
Sub-section C.	Pipe Embedment	
Sub-section D.	Final Backfill	
Sub-section E.	Clay Dams	
Sub-section F.	Compaction	
Section 2.08	TRENCH CROSSINGS AND EASEMENTS .....	pg. 19
Section 2.09	RESTORATION OF CONSTRUCTION SITE .....	pg. 20
Section 2.10	OPEN TRENCHES IN PUBLIC THOROUGHFARES .....	pg. 20
Section 2.11	DEVELOPER/CONTRACTOR RESPONSIBILITY .....	pg. 20

**DIVISION 3: PRESSURE PIPE - PRESSURE IRRIGATION**

Section 3.01	GENERAL .....	pg. 21
Section 3.02	DUCTILE IRON PIPE .....	pg. 21
Sub-section A.	Materials	
Sub-section B.	Joints	
Sub-section C.	Coatings and Linings for Ductile Iron Pipe	
Sub-section D.	Flanges	
Sub-section E.	Fittings	
Section 3.03	PVC PIPE .....	pg. 22
Sub-section A.	Materials	
Sub-section B.	Joints	
Sub-section C.	Fittings.	
Section 3.04	PIPE INSTALLATION.....	pg. 22
Sub-section A.	Cutting	
Sub-section B.	Dewatering of Trench	
Sub-section C.	Laying of Pipe	
Sub-section D.	Thrust Blocking & Megalug Joint Restraint	
Sub-section E.	Connections to Existing Water Lines	
Sub-section F.	Corrosion Protection and Soil Tests	
Sub-section G.	Tracer Wire	

Sub-section H.	Dead end Pressure Irrigation Lines.	
Section 3.05	PRESSURE IRRIGATION SERVICE CONNECTION .....	pg. 24
Sub-section A.	Service Saddle Specifications	
Sub-section B.	Polyethylene Tubing	
Sub-section C.	Compression Connection	
Sub-section D.	Service Fittings	
Sub-section E.	Angle Ball Service Valve	
Sub-section F.	Service Box and Meter	
Sub-section G.	PVC Pipe	
Sub-section H.	Hose Bib	
Sub-section I.	Location of Stub Pipes	
Sub-section J.	Service Pipe Installation	
Section 3.06	TESTING AND FLUSHING .....	pg. 27
Sub-section A.	Pressure Test	
Sub-section B.	Leakage Test	
Sub-section C.	Flushing	

**DIVISION 3A: PRESSURE PIPE - CULINARY WATER**

Section 3A.01	GENERAL .....	pg. 30
Section 3A.02	DUCTILE IRON PIPE .....	pg. 30
Sub-section A.	Materials	
Sub-section B.	Joints	
Sub-section C.	Coatings and Linings for Ductile Iron Pipe	
Sub-section D.	Flanges	
Sub-section E.	Fittings	
Section 3A.03	PVC PIPE .....	pg. 31
Sub-section A.	Materials	
Sub-section B.	Joints	
Sub-section C.	Fittings	
Section 3A.04	PIPE INSTALLATION .....	pg. 31
Sub-section A.	Cutting	
Sub-section B.	Dewatering of Trench	
Sub-section C.	Laying of Pipe	
Sub-section D.	Separation	
Sub-section E.	Pipe Bedding	
Sub-section F.	Thrust Blocking & Megalug Joint Restraints	
Sub-section G.	Connections to Existing Water Lines	
Sub-section H.	Corrosion Protection and Soil Tests	
Sub-section I.	Tracer wire	
Sub-section J.	Damage and Repair of Water Mains and Appurtenances	
Sub-section K.	Dead end water lines	
Section 3A.05	WATER SERVICE LATERALS .....	pg. 34
Sub-section A.	Extent of Laterals	
Sub-section B.	Excavation and Backfill	
Sub-section C.	Connection to Main	
Sub-section D.	Meter, Meter Setter Assembly, Meter Box and Cover	
Sub-section E.	Special Joints and Fittings	
Sub-section F.	Separation	
Sub-section G.	Location of Stub Pipes	
Sub-section H.	Flushing, Testing, and Disinfecting	
Section 3A.06	FLUSHING, DISINFECTING, AND TESTING .....	pg. 36
Sub-section A.	Flushing	
Sub-section B.	Disinfection	
Sub-section C.	Bacteriological Test	
Sub-section D.	Pressure Test	
Sub-section E.	Leakage Test	

Section 3A.07 SURFACE WATER CROSSING .....	pg. 40
Sub-Section A. Crossing Type	
Sub-Section B. Water Crossings greater than 15 feet (15')	

**DIVISION 4: CONCRETE PIPE**

Section 4.01 GENERAL .....	pg. 41
Section 4.02 PIPE .....	pg. 41
Sub-section A. Reinforced Concrete Pipe	
Sub-section B. Non-Reinforced Concrete Pipe	
Sub-section C. Bell and Spigot Joints	
Sub-section D. Minimum size and Slope Requirements	
Section 4.03 PIPE LAYING .....	pg. 42
Section 4.04 GRAVEL FOUNDATION FOR PIPE .....	pg. 42
Section 4.05 INSTALLATION REQUIREMENTS FOR LINE AND GRADE .....	pg. 42
Section 4.06 PIPE BEDDING .....	pg. 42
Section 4.07 TESTS .....	pg. 43
Sub-section A. Displacement Test	
Sub-section B. Infiltration Test	
Sub-section C. Exfiltration Test	
Sub-section D. Air Testing	
Sub-section E. Televising	
Section 4.08 MANHOLE CONNECTIONS .....	pg. 44
Section 4.09 SEWER SERVICE LATERALS .....	pg. 44
Sub-section A. Extent and Location of Laterals	
Sub-section B. Excavation and Backfill	
Sub-section C. Pipe	
Sub-section D. Connection to Main	
Sub-section E. Cover Over Sewer Lateral Lines	
Sub-section F. Sewer Clean Outs	
Sub-section G. Location of Stub Pipes	
Sub-section H. Testing	
Sub-section I. Damage and Repair of Sewers and Appurtenances	

**DIVISION 4A: PVC PLASTIC PIPE**

Section 4A.01 GENERAL .....	pg. 47
Section 4A.02 PIPE .....	pg. 47
Sub-section A. Minimum Size and Slope Requirements	
Section 4A.03 FITTINGS .....	pg. 47
Section 4A.04 PIPE LAYING .....	pg. 47
Section 4A.05 GRAVEL FOUNDATION FOR PIPE .....	pg. 48
Section 4A.06 INSTALLATION REQUIREMENTS FOR LINE AND GRADE .....	pg. 48
Section 4A.07 PIPE BEDDING .....	pg. 48
Section 4A.08 TESTS .....	pg. 48
Sub-section A. Displacement Test	
Sub-section B. Infiltration Test	
Sub-section C. Exfiltration Test	
Sub-section D. Air Testing	
Sub-section E. Televising	
Section 4A.09 MANHOLE CONNECTIONS .....	pg. 50
Section 4A.10 SEWER LATERAL CONNECTIONS .....	pg. 50
Section 4A.11 SEWER SERVICE LATERALS .....	pg. 50
Sub-section A. Extent of Laterals and Location of Laterals	
Sub-section B. Excavation and Backfill	
Sub-section C. Pipe	
Sub-section D. Connection to Main	

Sub-section E.	Cover Over Sewer Lateral Lines	
Sub-section F.	Sewer Clean Outs	
Sub-section G.	Location of Stub Pipes	
Sub-section H.	Testing	
Sub-section I.	Damage and Repairs of Sewers and Appurtenances	
Section 4A.12	"GO/NO-GO" MANDREL PROOF TESTING.....	pg. 51

**DIVISION 4B: POLYETHYLENE CORRUGATED PIPE**

Section 4B.01	GENERAL .....	pg. 53
Section 4B.02	PIPE .....	pg. 53
Section 4B.03	JOINTS .....	pg. 53
Section 4B.04	PERFORATIONS.....	pg. 53
Section 4B.05	PIPE LAYING .....	pg. 54
Section 4B.06	GRAVEL FOUNDATION FOR PIPE.....	pg. 54
Section 4B.07	INSTALLATION REQUIREMENTS FOR LINE AND GRADE.....	pg. 54
Section 4B.08	PIPE BEDDING .....	pg. 54
Section 4B.09	TESTS .....	pg. 55
Sub-section A.	Displacement Test	
Sub-section B.	Televising	
Section 4B.10	MANHOLE CONNECTIONS.....	pg. 55
Section 4B.11	LATERAL CONNECTIONS .....	pg. 55

**DIVISION 4C: POLYETHYLENE CORRUGATED PIPE WITH WATER TIGHT JOINTS**

Section 4C.01	GENERAL .....	pg. 56
Section 4C.02	PIPE .....	pg. 56
Section 4C.03	FITTINGS .....	pg. 56
Section 4C.04	PIPE LAYING .....	pg. 56
Section 4C.05	GRAVEL FOUNDATION FOR PIPE.....	pg. 57
Section 4C.06	INSTALLATION REQUIREMENTS FOR LINE AND GRADE.....	pg. 57
Section 4C.07	PIPE BEDDING .....	pg. 57
Section 4C.08	TESTS .....	pg. 58
Sub-section A.	Displacement Test	
Sub-section B.	Infiltration Test	
Sub-section C.	Ex-filtration Test	
Sub-section D.	Air Testing	
Sub-section E.	Televising	
Section 4C.09	MANHOLE CONNECTIONS.....	pg. 59
Section 4C.10	LATERAL CONNECTIONS .....	pg. 59
Section 4C.11	"GO/NO-GO" MANDREL PROOF TESTING.....	pg. 59

**DIVISION 5 MANHOLES**

Section 5.01	GENERAL .....	pg. 60
Section 5.02	CONCRETE BASE .....	pg. 60
Section 5.03	BACKFILL REQUIREMENTS .....	pg. 60
Section 5.04	WALL AND CONE SECTIONS .....	pg. 60
Sub-section A.	Manholes Shall be Furnished with Steps	
Section 5.05	DROP MANHOLES .....	pg. 61
Sub-section A.	Cement	
Sub-section B.	Fly Ash	
Sub-section C.	Fine Aggregate	
Sub-section D.	Mix Design	
Section 5.06	MANHOLE FRAMES AND COVERS .....	pg. 61
Sub-section A.	Setting Manhole Frames and Covers	
Section 5.07	CONNECTIONS TO EXISTING SEWER.....	pg. 62
Section 5.08	INCOMING SEWER LINES.....	pg. 63
Section 5.09	PREVENTING MATERIALS FROM ENTERING THE SEWER MAIN .....	pg. 63

Section 5.10	TESTING OF MANHOLES, GREASE INTERCEPTORS & SAND/OIL INTERCEPTORS.....	pg. 63
Section 5.11	Pipe Connections to Manholes .....	pg. 64

**DIVISION 6: VALVES, COUPLINGS, AND FIRE HYDRANTS**

Section 6.01	GENERAL .....	pg. 65
Section 6.02	RESILIENT SEATED GATE VALVE.....	pg. 65
Section 6.03	BUTTERFLY VALVE .....	pg. 66
Section 6.04	VALVE BOXES.....	pg. 66
Section 6.05	COUPLINGS .....	pg. 67
Section 6.06	FIRE HYDRANTS.....	pg. 67
Section 6.07	BLOWOFF VALVE.....	pg. 67
Section 6.08	PRESSURE IRRIGATION 2-INCH AIR INLET AND REMOVAL FACILITY ..	pg. 68
Section 6.09	PRESSURE IRRIGATION DRAINS .....	pg. 68
Section 6.10	PRESSURE IRRIGATION 4-INCH FLUSHING AIR INLET AND REMOVAL FACILITY .....	pg. 68

**DIVISION 7: EARTHWORK**

Section 7.01	GENERAL .....	pg. 70
Section 7.02	EXCAVATION FOR STRUCTURES.....	pg. 70
Section 7.03	GRANULAR FOUNDATION BORROW .....	pg. 70
Section 7.04	BACKFILL AROUND STRUCTURES .....	pg. 70
Section 7.05	CONSTRUCTION OF EMBANKMENTS AND FILLS .....	pg. 70
	Sub-section A. Foundation Preparation	
	Sub-section B. Placement	
	Sub-section C. Borrow	
Section 7.06	COMPACTION OF MATERIALS .....	pg. 72
	Sub-section A. Under Roadways	
	Sub-section B. Under Sidewalk and Driveways	
Section 7.07	REMOVAL OF DEFECTIVE FILL AND PLACEMENT OF ACCEPTABLE FILL ..	pg. 73

**DIVISION 8: PORTLAND CEMENT CONCRETE**

Section 8.01	GENERAL .....	pg. 74
Section 8.02	MATERIALS .....	pg. 74
	Sub-section A. Portland Cement	
	Sub-section B. Aggregate	
	Sub-section C. Water	
	Sub-section D. Air-Entraining Agent	
	Sub-section E. Steel Reinforcement	
	Sub-section F. Water-Reducing and Set-Retarding Admixtures	
	Sub-section G. Curing Compound	
Section 8.03	CLASS OF CONCRETE .....	pg. 76
Section 8.04	COMPOSITION OF CONCRETE .....	pg. 76
	Sub-section A. Aggregate	
	Sub-section B. Water	
	Sub-section C. Air-Content	
	Sub-section D. Admixtures	
Section 8.05	DESIGN OF THE CONCRETE MIX .....	pg. 77
Section 8.06	OBSERVATION AND TESTING .....	pg. 77
Section 8.07	HANDLING AND MEASUREMENT OF MATERIALS .....	pg. 77
Section 8.08	MIXERS AND MIXING .....	pg. 77
Section 8.09	FORMS .....	pg. 78
Section 8.10	PREPARATION OF FORMS AND SUBGRADE.....	pg. 78
Section 8.11	CONVEYING.....	pg. 78
Section 8.12	PLACING .....	pg. 78
Section 8.13	CONSTRUCTION JOINTS.....	pg. 79

Section 8.14	EXPANSION AND CONTRACTION JOINTS .....	pg. 79
Section 8.15	WATERSTOP .....	pg. 80
Section 8.16	REMOVAL OF FORMS.....	pg. 80
Section 8.17	FINISHING FORMED SURFACES .....	pg. 80
Section 8.18	FINISHING UNFORMED SURFACES.....	pg. 80
Section 8.19	CURING AND PROTECTION .....	pg. 80
Section 8.20	REMOVAL OR REPAIR .....	pg. 81
Section 8.21	CONCRETING IN COLD WEATHER.....	pg. 81
Section 8.22	CONCRETING IN HOT WEATHER.....	pg. 81

## **DIVISION 9: REINFORCING STEEL**

Section 9.01	GENERAL .....	pg. 82
Section 9.02	FABRICATION AND PLACING REINFORCEMENT .....	pg. 82
	Sub-section A. Fabrication	
	Sub-section B. Clearances	
	Sub-section C. Support	
	Sub-section D. Splicing	
Section 9.03	EPOXY COATING .....	pg. 83
	Sub-section A. Prequalify all Coatings	
	Sub-section B. Coat Bars as Specified	
	Sub-section C. Handling	
Section 9.04	FIELD CUTTING EPOXY-COATED BARS.....	pg. 84
	Sub-section A. Cutting	
	Sub-section B. Repairing	

## **DIVISION 10: RESTORATION OF SURFACE IMPROVEMENTS**

Section 10.01	GENERAL .....	pg. 85
Section 10.02	FIELD VERIFICATION OF IMPROVEMENTS.....	pg. 85
Section 10.03	REMOVAL OF PAVEMENT, SIDEWALKS, CURBS, ETC.....	pg. 85
Section 10.04	MATERIALS.....	pg. 85
	Sub-section A. Untreated Base Course	
	Sub-section B. Bituminous Surface Course	
	Sub-section C. Concrete	
Section 10.05	RESTORING BITUMINOUS, CONCRETE, OR ASPHALT STREET SURFACES.....	pg. 86
	Sub-section A. Before Excavation	
	Sub-section B. Temporary Graded Surface	
	Sub-section C. Preparation for Paving	
	Sub-section D. Bituminous Surface	
Section 10.06	GRAVEL SURFACE.....	pg. 86
	Sub-section A. Layer Thickness	
	Sub-section B. Placement	
	Sub-section C. Gradation	
Section 10.07	MISCELLANEOUS IMPROVEMENTS .....	pg. 87
Section 10.08	RESTORATION OF SURFACES .....	pg. 87
Section 10.09	CLEANUP .....	pg. 87
Section 10.10	PAVEMENT MARKINGS.....	pg. 87

## **DIVISION 11: ROADWAY CONSTRUCTION**

Section 11.01	GENERAL .....	pg. 88
Section 11.02	MINIMUM ROADWAY CROSS SECTION.....	pg. 88
Section 11.03	PULVERIZING.....	pg. 88
Section 11.04	EARTHWORK.....	pg. 88
Section 11.05	ROADWAY EXCAVATION.....	pg. 88
Section 11.06	SUBGRADE PREPARATION .....	pg. 88
Section 11.07	DRAIN ROCK .....	pg. 89

Section 11.08	GRANULAR BORROW .....	pg. 89
Section 11.09	GRANULAR BACKFILL BORROW .....	pg. 89
Section 11.10	FLOWABLE BACKFILL.....	pg. 89
	Sub-section A. Cement	
	Sub-section B. Fly Ash	
	Sub-section C. Fine Aggregate	
	Sub-section D. Mix Design	
Section 11.11	BASE COURSE.....	pg. 90
Section 11.12	TACK COAT .....	pg. 91
Section 11.13	BITUMINOUS ASPHALT CEMENT PAVEMENT .....	pg. 91
Section 11.14	ADJUSTING MANHOLES AND VALVE BOXES TO FINAL GRADE .....	pg. 92
Section 11.15	PAVEMENT CRACK SEAL.....	pg. 93
	Sub-section A. Quality Assurance	
	Sub-section B. Filler and Sealer Materials	
	Sub-section C. Equipment	
	Sub-section D. Advanced Preparation	
	Sub-section E. Application	
	Sub-section F. Backer Rod	
Section 11.16	CHIP SEAL.....	pg. 95
	Sub-section A. Submittals	
	Sub-section B. Quality Assurance	
	Sub-section C. Paving Asphalt	
	Sub-section D. Cover Material	
	Sub-section E. Preparation	
	Sub-section F. Application	
	Sub-section G. Rolling	
	Sub-section H. Fog Seal	
	Sub-section I. Cleanup and Repair	
	Sub-section J. Acceptance	
Section 11.17	PAVEMENT MARKINGS .....	pg. 98
	Sub-section A. Materials	
	Sub-section B. Preparation	
	Sub-section C. Application	
	Sub-section D. Removing Pavement Markings	

**DIVISION 12: CONCRETE CURB, GUTTER AND SIDEWALK**

Section 12.01	GENERAL .....	pg. 100
Section 12.02	CONCRETE.....	pg. 100
Section 12.03	GRADE .....	pg. 100
Section 12.04	FORMS .....	pg. 100
Section 12.05	SUBGRADE PREPARATION.....	pg. 100
Section 12.06	CONSTRUCTION OF CURB, GUTTER AND SIDEWALK .....	pg. 101
Section 12.07	CONCRETE CURBWALL .....	pg. 102
Section 12.08	6-INCH CONCRETE DRIVE APPROACH .....	pg. 102
Section 12.09	ACCESSIBILITY STANDARDS IN PUBLIC RIGHTS-OF-WAY .....	pg. 102
	Sub-section A. Sidewalks	
	Sub-section B. Curb Ramps	
	Sub-section C. Landings	
	Sub-section D. Side Flares	
	Sub-section E. Built up Curb Ramps	
	Sub-section F. Obstructions	
	Sub-section G. Location of Marked Crossings	
	Sub-section H. Diagonal Curb Ramps	
	Sub-section I. Curb Ramps Associated with Trails	

Sub-section J.	Detectable Warnings	
Sub-section K.	Islands	
Sub-section L.	Pedestrian Crossings	
Section 12.10	LANDSCAPE RESTORATION.....	pg. 105

**DIVISION 13: STORM DRAINS**

Section 13.01	GENERAL .....	pg. 106
Section 13.02	PIPE INSTALLATION.....	pg. 106
Section 13.03	PIPE .....	pg. 106
Section 13.04	MANHOLES .....	pg. 106
Section 13.05	CONCRETE.....	pg. 106
Section 13.06	REINFORCING STEEL .....	pg. 106
Section 13.07	STORM DRAIN AND INLET BOXES.....	pg. 106
Sub-section A.	Concrete Inlet Boxes	
Sub-section B.	PVC Inlets	
Section 13.08	PIPE CONNECTING INLET BOXES TO EXISTING STORM DRAINS .....	pg. 107

**DIVISION 14: UTAH DEPARTMENT OF TRANSPORTATION RIGHTS-OF-WAY**

Section 14.01	GENERAL .....	pg. 108
Section 14.02	UTILITY LINE AGREEMENT.....	pg. 108
Section 14.03	INSPECTION FEES.....	pg. 108

**DIVISION 15: CASINGS**

Section 15.01	GENERAL .....	pg. 109
Section 15.02	MATERIALS .....	pg. 109
Section 15.03	CONSTRUCTION METHODS .....	pg. 109
Section 15.04	LINE AND GRADE .....	pg. 109
Section 15.05	CARRIER PIPE INSTALLATION THROUGH CASINGS .....	pg. 109
Section 15.06	CASING SPACERS .....	pg. 110
Section 15.07	CASING END SEALS.....	pg. 110

**DIVISION 16: DETENTION BASINS**

Section 16.01	GENERAL .....	pg. 111
Section 16.02	EARTHWORK.....	pg. 111
Section 16.03	CONCRETE AND REINFORCING STEEL .....	pg. 111
Section 16.04	PIPING .....	pg. 111
Section 16.05	TOPSOIL .....	pg. 111

**DIVISION 17: CONDUIT**

Section 17.01	GENERAL .....	pg. 112
Section 17.02	UTILITY CONDUIT .....	pg. 112
Sub-section A.	Materials	
Sub-section B.	Location	
Sub-section C.	Magnetic Locator Tape	
Section 17.03	INSTALLATION.....	pg. 112
Sub-section A.	Cutting	
Sub-section B.	Dewatering of Trench	
Sub-section C.	Laying of Conduit	
Sub-section D.	Bedding	

**DIVISION 18: RESIDENTIAL & SMALL COMMERCIAL PUMP SYSTEMS**

Section 18.01	GENERAL .....	pg. 114
Sub-section A.	Installation	
Sub-section B.	Inspection and Testing	
Sub-section C.	Deviation from Requirements	

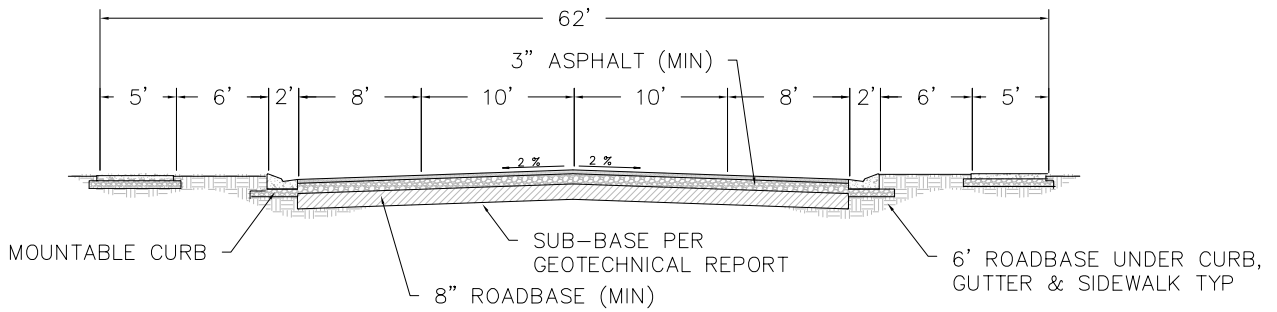


## **DIVISION 19: STREET LIGHTING**

Section 19.01	GENERAL .....	pg. 117
Section 19.02	STREET LIGHTS ALONG LOCAL AND COLLECTOR STREETS.....	pg. 117
	Sub-section A. Placement	
	Sub-section B. Luminaire	
	Sub-section C. Pole and Base	
	Sub-section D. Lamp	
	Sub-section E. Installation	
Section 19.03	STREET LIGHTS ALONG MAIN STREET .....	pg. 118
	Sub-section A. Placement	
	Sub-section B. Luminaire	
	Sub-section C. Pole and Base	
	Sub-section D. Lamp	
	Sub-section E. Installation	
Section 19.04	STREET LIGHTS ALONG ARTERIAL STREETS.....	pg. 118
	Sub-section A. Placement	
	Sub-section B. Luminaire	
	Sub-section C. Pole and Base	
	Sub-section D. Lamp	
	Sub-section E. Foundation	

## **DIVISION 20: LANDSCAPING**

Section 20.01	GENERAL .....	pg. 120
Section 20.02	TOPSOIL REQUIREMENTS AND PLACEMENT .....	pg. 120
Section 20.03	GRAVEL DRIVE APPROACHES.....	pg. 120
Section 20.04	IRRIGATION SYSTEM – MATERIALS .....	pg. 120
	Sub-section A. Basic Irrigation Requirements	
	Sub-section B. Pipe	
	Sub-section C. Fittings	
	Sub-section D. Automatic Controller	
	Sub-section E. Automatic Control Valve	
	Sub-section F. Rotary Sprinkler	
	Sub-section G. Plastic Nozzles	
	Sub-section H. Valve Box	
	Sub-section I. Control Wire, Wire Connectors and Sealing Cement	
	Sub-section J. Valves and Couplers	
	Sub-section K. Main Line Connections	
Section 20.05	IRRIGATION SYSTEM – INSTALLATION.....	pg. 123
	Sub-section A. Trenching	
	Sub-section B. Pipe Installation	
Section 20.06	SEEDING OF TURF .....	pg. 126
	Sub-section A. Seeding	
	Sub-section B. Sodding	
	Sub-section C. Maintenance	
Section 20.07	TREES .....	pg. 128
	Sub-section A. Approved Tree Species List	
	Sub-section B. Trees Prohibited in Park Strips	
	Sub-section C. Tree Substitutions for Unique Environments	
	Sub-section D. Streetscape Substitutions	
	Sub-section E. Tree and Shrub Installation	
Section 20.08	Bonding .....	pg. 138

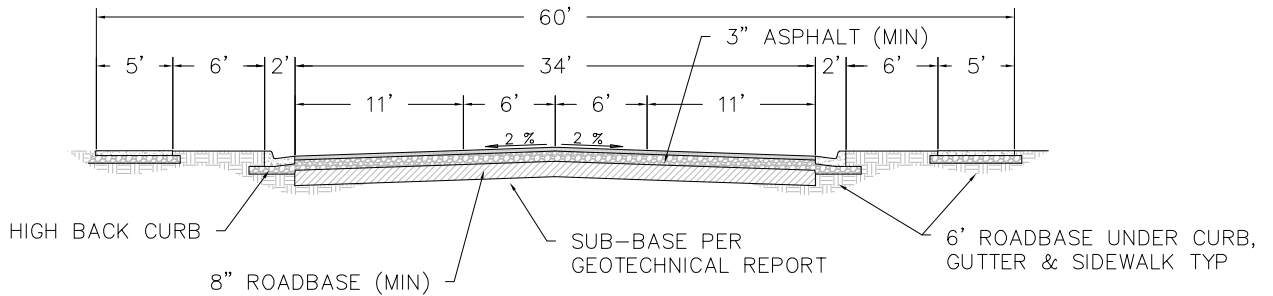


**NOTES:**

1. THE DEVELOPMENT REVIEW COMMITTEE (DRC) MAY REQUIRE THE ADDITION OF RIGHT TURN LANES AT INTERSECTIONS.
2. THE DEVELOPMENT REVIEW COMMITTEE (DRC) MAY MODIFY THIS SECTION FOR DEVELOPMENTS WITH AVERAGE BUILDABLE SLOPE > 10%.
3. AS APPROVED BY CITY COUNCIL ON MARCH 1, 2022, THIS IS THE REQUIRED MINIMUM CROSS SECTION FOR ALL LOCAL STREETS/ROADS APPROVED FOR DEVELOPMENT PRIOR TO DECEMBER 19, 2023

**2-LANE/PARKING BOTH SIDES  
62' LOCAL**

NOT TO SCALE

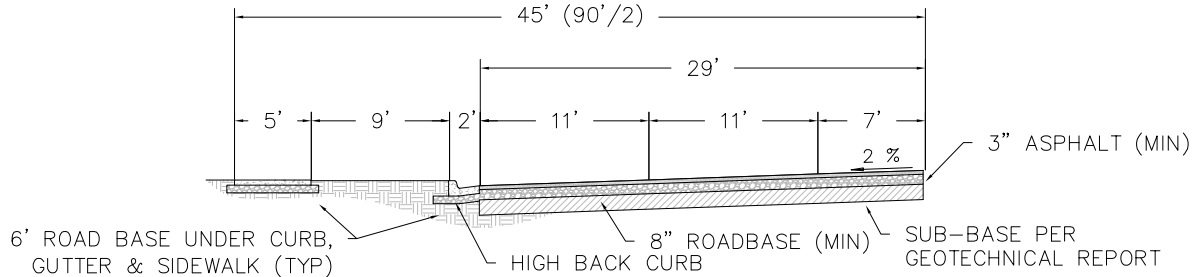


**NOTES:**

1. THE DEVELOPMENT REVIEW COMMITTEE (DRC) MAY REQUIRE THE ADDITION OF RIGHT TURN LANES AT INTERSECTIONS.
2. THE DEVELOPMENT REVIEW COMMITTEE (DRC) MAY MODIFY THIS SECTION FOR DEVELOPMENTS WITH AVERAGE BUILDABLE SLOPE > 10%.

**3-LANE/NO PARKING  
60' COLLECTOR**

NOT TO SCALE



**NOTES:**

1. THE DEVELOPMENT REVIEW COMMITTEE (DRC) MAY REQUIRE THE ADDITION OF RIGHT TURN LANES AT INTERSECTIONS.
2. THE DEVELOPMENT REVIEW COMMITTEE (DRC) MAY MODIFY THIS SECTION FOR DEVELOPMENTS WITH AVERAGE BUILDABLE SLOPE > 10%.

**5-LANE/NO PARKING  
90' ARTERIAL**

NOT TO SCALE

**NOTES:**

STANDARD ROAD CROSS SECTIONS MAY BE MODIFIED IN HILLSIDE DEVELOPMENT ZONES ACCORDING TO A DEVELOPMENT AGREEMENT.

**STATEMENT OF USE:**  
THIS DOCUMENT AND ANY ILLUSTRATIONS HEREON ARE PROVIDED AS STANDARD CONSTRUCTION DETAILS WITHIN SANTAQUIN CITY. DEVIATION FROM THIS DOCUMENT REQUIRES APPROVAL OF SANTAQUIN CITY. SANTAQUIN CITY CORP. CAN NOT BE HELD LIABLE FOR MISUSE OR CHANGES REGARDING THIS DOCUMENT.

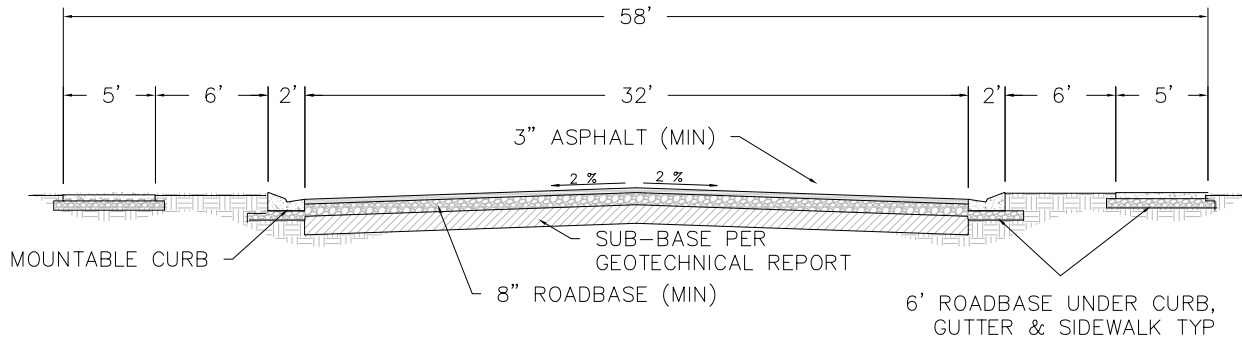
REVISION			
NO.	BY	APR	DATE



**STANDARD STREET  
CROSS SECTION**  
SANTAQUIN CITY  
110 SOUTH CENTER STREET

**ST1**

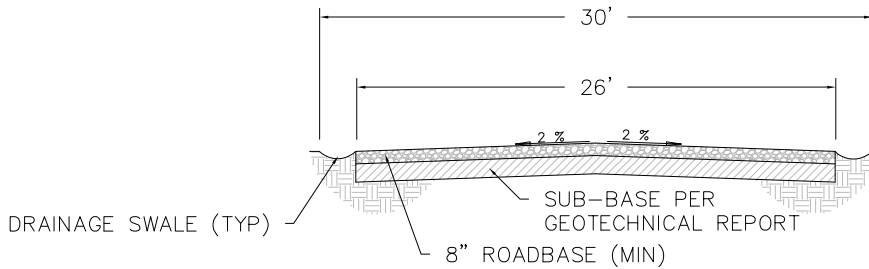
ADOPTED DATE:



**2-LANE MINIMUM ASPHALT WIDTH**  
**58' LOCAL**  
NOT TO SCALE

NOTES:

1. THE DEVELOPMENT REVIEW COMMITTEE (DRC) MAY REQUIRE THE ADDITION OF RIGHT TURN LANES AT INTERSECTIONS.
2. THE DEVELOPMENT REVIEW COMMITTEE (DRC) MAY MODIFY THIS SECTION FOR DEVELOPMENTS WITH AVERAGE BUILDABLE SLOPE > 10%.
3. AS APPROVED BY CITY COUNCIL ON DECEMBER 19, 2023, THIS IS NOW THE MINIMUM CROSS SECTION FOR ALL NEW LOCAL STREETS/ROADS



**26' RURAL PRIVATE LANE**  
NOT TO SCALE

NOTES:

TURN-A-ROUND MUST MEET THE REQUIREMENTS OF THE INTERNATIONAL FIRE CODE APPENDIX D (LATEST ADOPTED VERSION)

NOTES:

1. THE DEVELOPMENT REVIEW COMMITTEE (DRC) MAY REQUIRE THE ADDITION OF RIGHT TURN LANES AT INTERSECTIONS.
2. THE DEVELOPMENT REVIEW COMMITTEE (DRC) MAY MODIFY THIS SECTION FOR DEVELOPMENTS WITH AVERAGE BUILDABLE SLOPE > 10%.

NOTES:

STANDARD ROAD CROSS SECTIONS MAY BE MODIFIED IN HILLSIDE DEVELOPMENT ZONES ACCORDING TO A DEVELOPMENT AGREEMENT.

STATEMENT OF USE:  
 THIS DOCUMENT AND ANY ILLUSTRATIONS HEREON ARE PROVIDED AS STANDARD CONSTRUCTION DETAILS WITHIN SANTAQUIN CITY. DEVIATION FROM THIS DOCUMENT REQUIRES APPROVAL OF SANTAQUIN CITY. SANTAQUIN CITY CORP. CAN NOT BE HELD LIABLE FOR MISUSE OR CHANGES REGARDING THIS DOCUMENT.

REVISION			
NO.	BY	APR	DATE



**STANDARD STREET  
 CROSS SECTION  
 SANTAQUIN CITY  
 110 SOUTH CENTER STREET**

**ST2**  
 ADOPTED DATE: