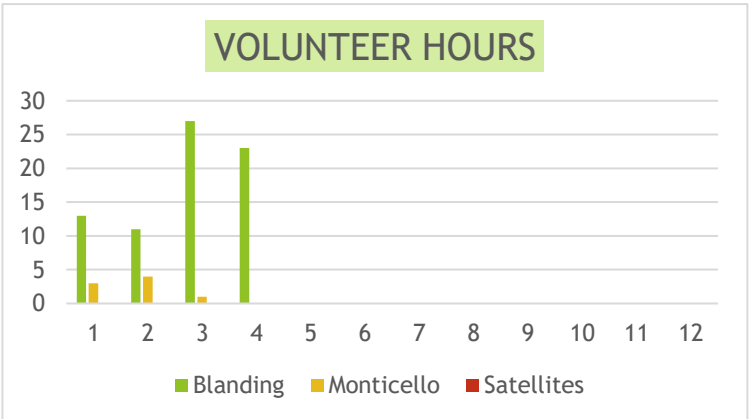
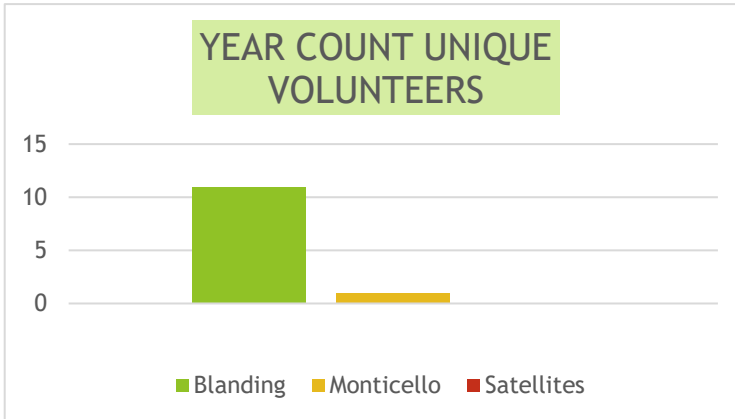
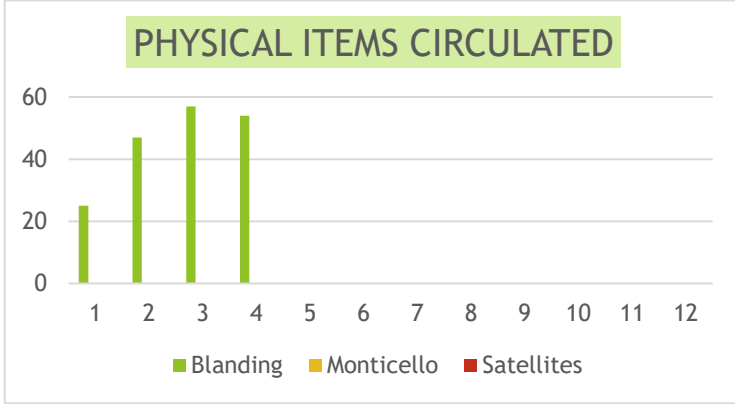
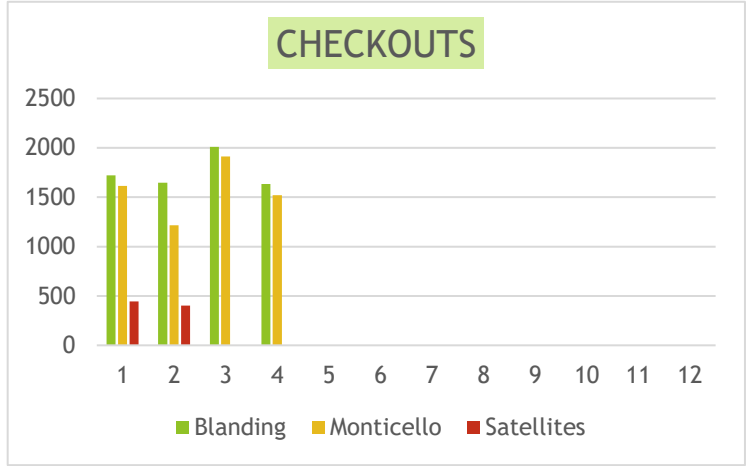
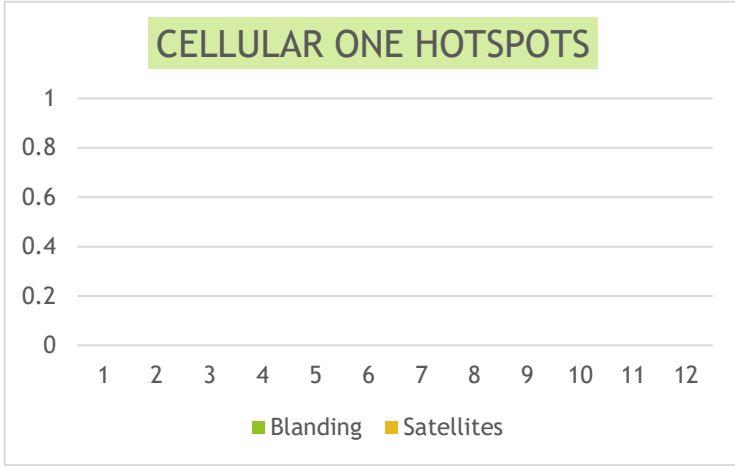
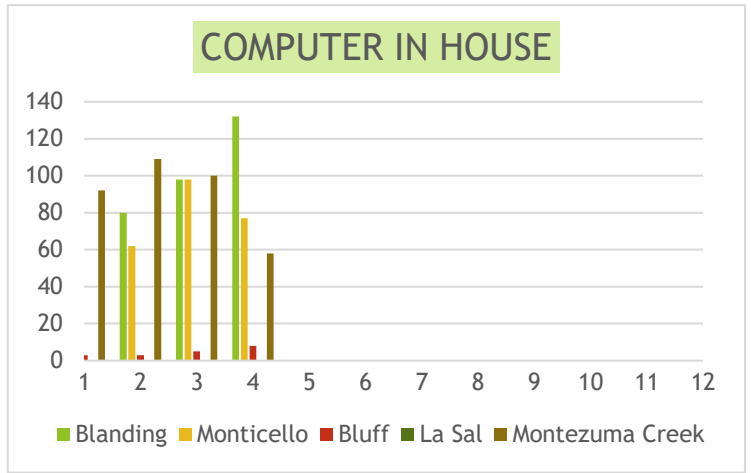
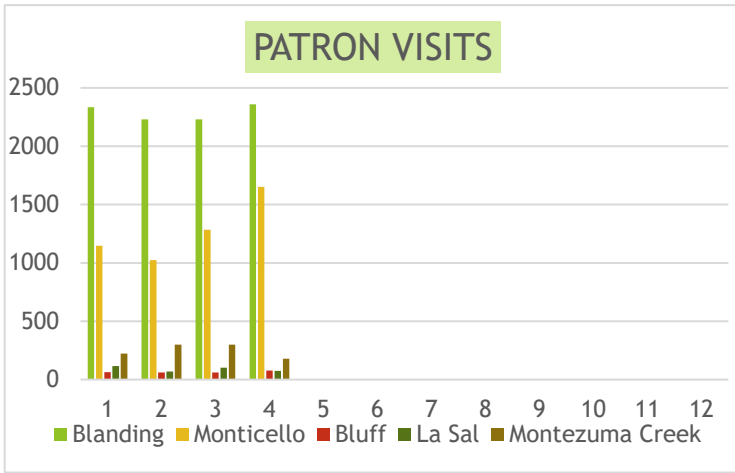




# SAN JUAN COUNTY STATISTICS | 1A

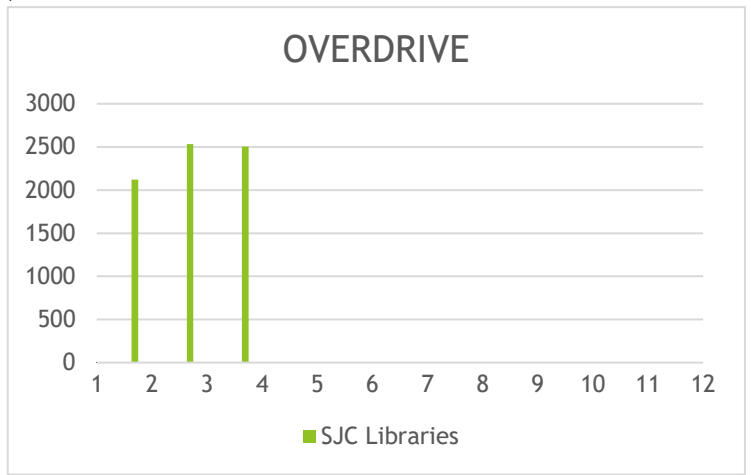
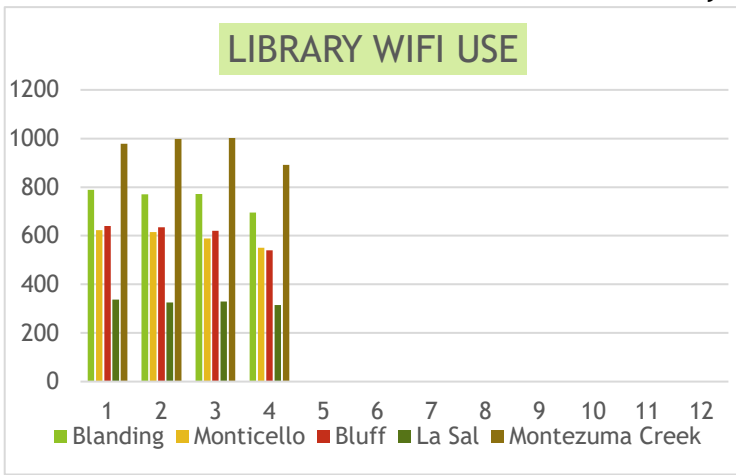
May 20, 2026





# SAN JUAN COUNTY STATISTICS | 1B

May 20, 2026



# SAN JUAN COUNTY STATISTICS | 2

May 20, 2026

	<b>JAN</b>	<b>FEB</b>	<b>MAR</b>	<b>APR</b>	<b>MAY</b>	<b>JUN</b>	<b>JUL</b>	<b>AUG</b>	<b>SEP</b>	<b>OCT</b>	<b>NOV</b>	<b>DEC</b>	<b>Total</b>
	<b>1</b>	<b>2</b>	<b>3</b>	<b>4</b>	<b>5</b>	<b>6</b>	<b>7</b>	<b>8</b>	<b>9</b>	<b>10</b>	<b>11</b>	<b>12</b>	
<b>CASH REGISTER   \$ COLLECTED</b>													
Blanding	399.14	290.84	269.10	356.16									1315.24
Monticello	134.10	12.00	224.20	186.50									556.80
Coworking	154.26	189.23	272.64	214.00									830.13
Bluff	22.00	6.60	2.00	7.00									37.60
La Sal													
Montezuma Creek	33.55	52.81	28.70	33.20									148.26
<b>Total</b>	<b>743.05</b>	<b>551.48</b>	<b>796.64</b>	<b>796.86</b>									<b>2888.03</b>
<b>SJC CREDIT CARD DEPOSITS</b>													
Blanding	119.50	261.86	214.50	317.47									913.33
Monticello	53.70	45.40	18.20	59.10									176.40
Bluff													
La Sal													
Montezuma Creek													
<i>SJC Libraries</i>													
<b>Total</b>	<b>173.20</b>	<b>307.26</b>	<b>232.70</b>	<b>376.57</b>									<b>1089.73</b>
<b>GRANT \$</b>													
Blanding					5000.00								5000.00
Monticello	1000.00												1000.00
Bluff													
La Sal													
Montezuma Creek													
SJC Libraries		2753.17	6872.40										9625.57
<b>Total</b>	<b>1000.00</b>	<b>2753.17</b>	<b>6872.40</b>		<b>5000.00</b>								<b>15625.57</b>

<b>GRANT \$</b>				
<b>Contract No.</b>	<b>\$ Received</b>	<b>Started</b>	<b>Ends</b>	<b>Name</b>
260452	753.17	7/1/2025	6/30/2026	Borrower's (ILL) Support
261541	2000	10/1/2025	3/1/2026	Children and Teen Book Enhancement
262135	6872.4	7/1/2025	6/30/2026	CLEF - 90 % up front
262213		2/10/2026	6/30/2026	Technology Grant Blanding Library Reimbursement Pending \$5000
Donation Annual	1000	1/2/2026	12/1/2026	Empire Electric Annual Donation for Mcello Library

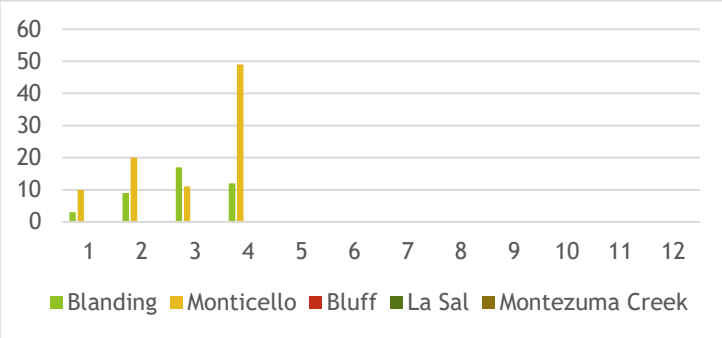




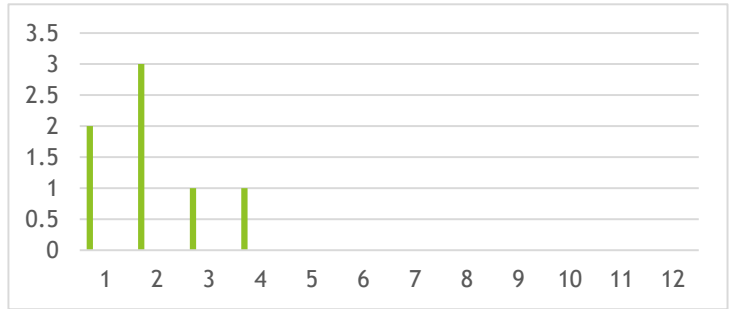
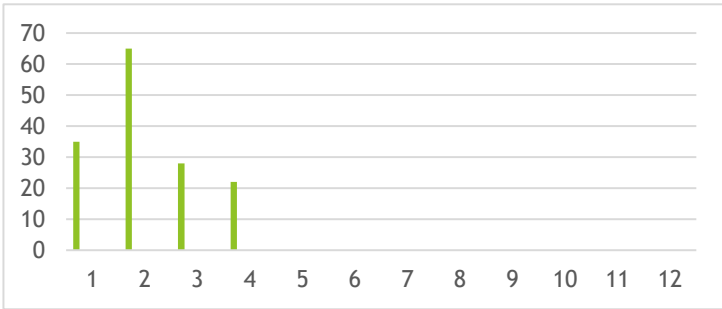


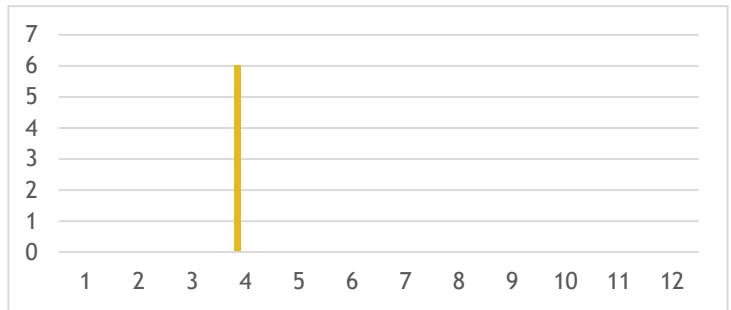
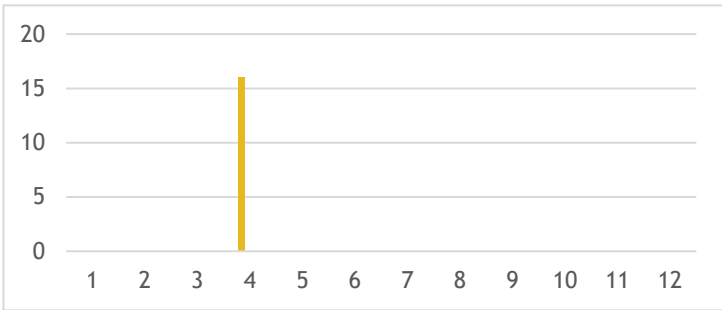
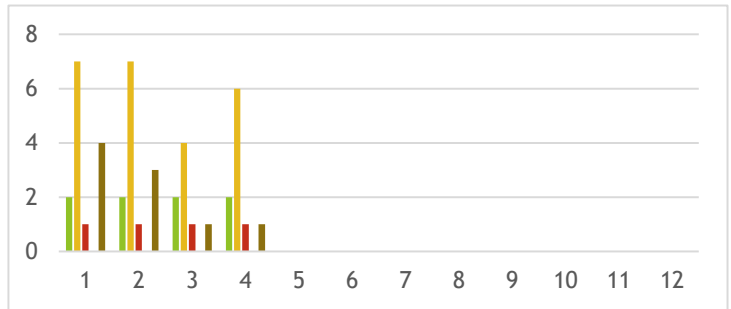
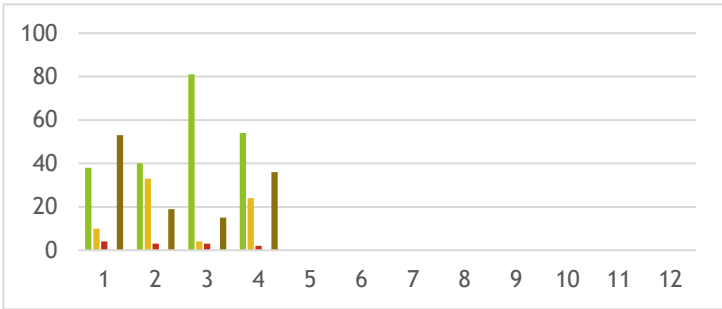
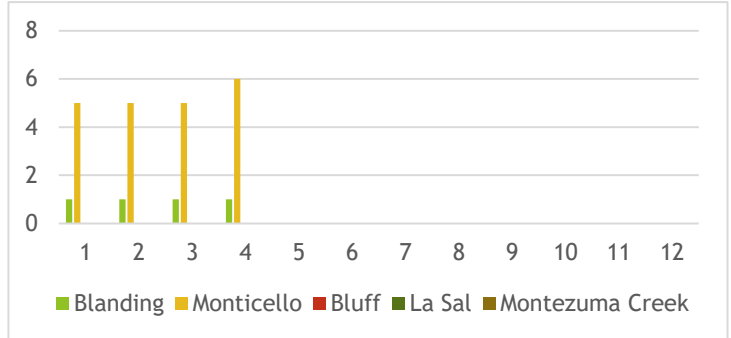
# SAN JUAN COUNTY STATISTICS | 3

## SELF DIRECTED ACTIVITIES

### ACTIVITY PARTICIPANTS



### UNIQUE ACTIVITIES

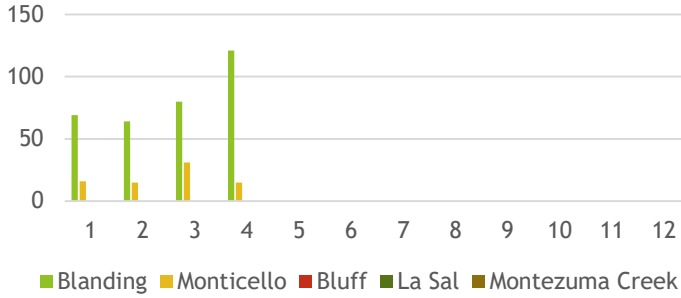




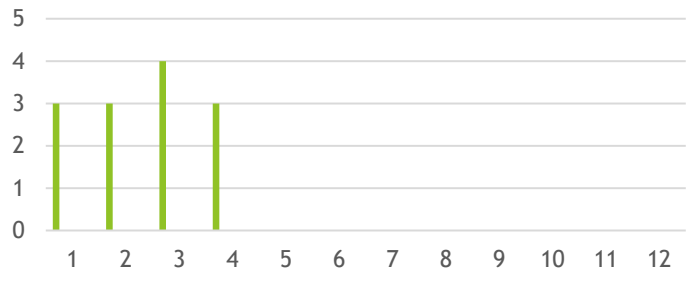
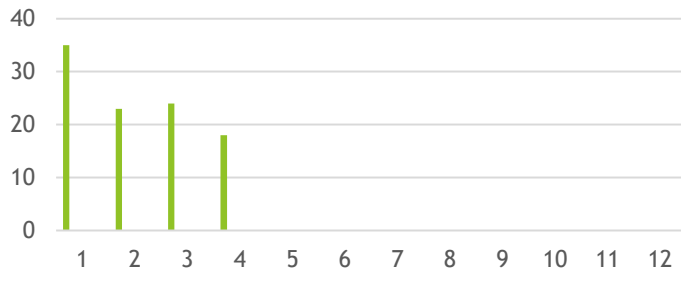
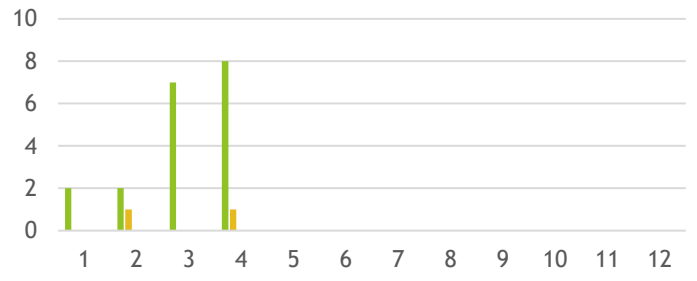
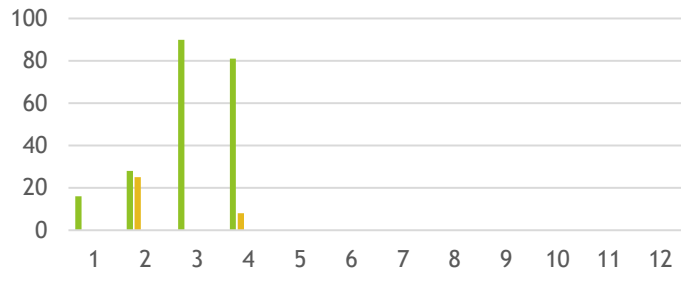
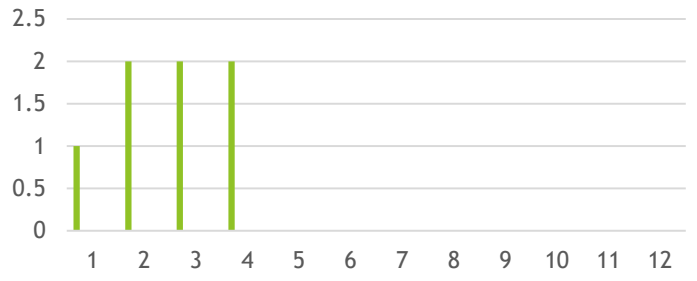
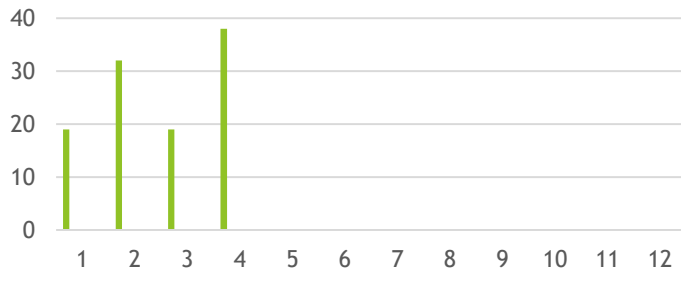
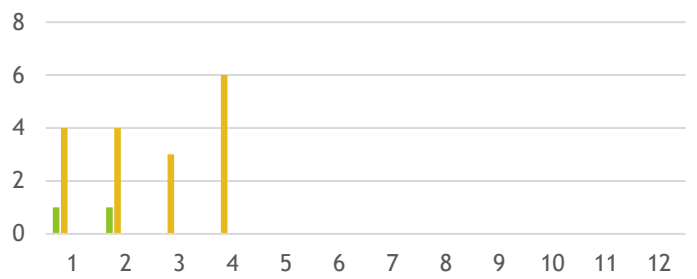
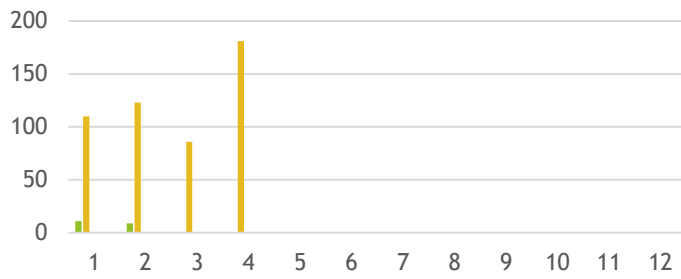
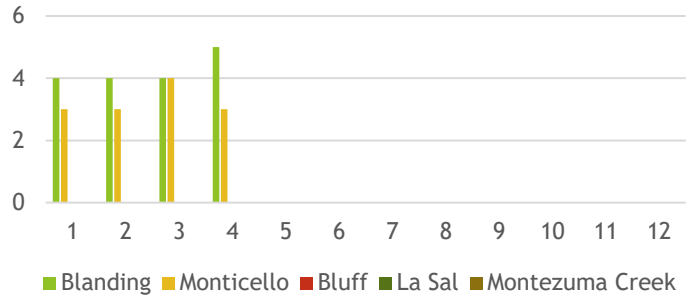
# SAN JUAN COUNTY STATISTICS | 4

## LIBRARY EVENTS

### EVENT PARTICIPANTS



### UNIQUE EVENTS








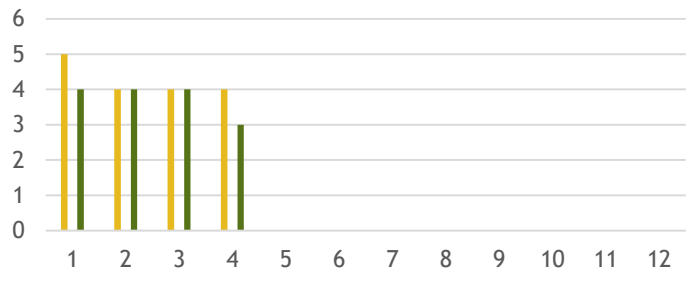
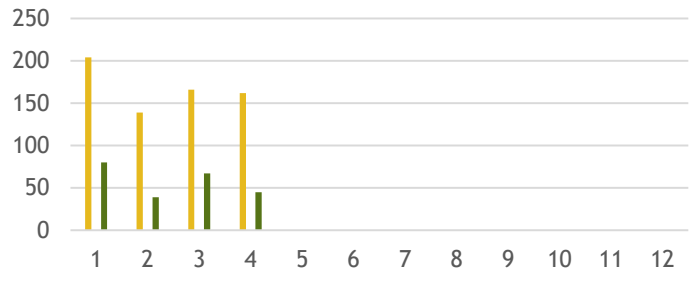





# SAN JUAN COUNTY STATISTICS | 5

## OFFSITE EVENTS

### EVENT PARTICIPANTS



### UNIQUE EVENTS



## VIRTUAL PARTICIPANTS

**JAN** **FEB** **MAR** **APR** **MAY** **JUN** **JUL** **AUG** **SEP** **OCT** **NOV** **DEC** **Total**  
**1** **2** **3** **4** **5** **6** **7** **8** **9** **10** **11** **12** **■**

### Participants 0-5

Blanding	
Monticello	
Bluff	
La Sal	
Montezuma Creek	
Total	

### Participants 6-11

Blanding	
Monticello	
Bluff	
La Sal	
Montezuma Creek	
Total	

### Participants 12-18

Blanding	
Monticello	
Bluff	
La Sal	
Montezuma Creek	
Total	

### Participants ADULT

Blanding	
Monticello	
Bluff	
La Sal	
Montezuma Creek	
Total	

### Participants GENERAL

Blanding	
Monticello	
Bluff	
La Sal	
Montezuma Creek	
Total	

**Grand Total**

## UNIQUE EVENTS

**JAN** **FEB** **MAR** **APR** **MAY** **JUN** **JUL** **AUG** **SEP** **OCT** **NOV** **DEC** **Total**  
**1** **2** **3** **4** **5** **6** **7** **8** **9** **10** **11** **12** **■**

### Unique Activities 0-5


### Unique Activities 6-11


### Unique Activities 12-18


### Unique Activities ADULT



### Unique Activities GENERAL


--	--










# SAN JUAN COUNTY STATISTICS | 6

## VIRTUAL EVENTS

### EVENT PARTICIPANTS



### UNIQUE EVENTS



# SAN JUAN COUNTY STATISTICS | 7

May 20, 2026

## SUMMER READING PROGRAM SIGN UP

<b>Sign Up</b>	<b>0 - 11</b>	<b>12-18</b>	<b>General</b>	<b>Total</b>
Blanding				
Monticello				
Bluff				
La Sal				
Montezuma Creek				
Total				

## SUMMER READING EVENT PARTICIPANTS

<b>Participants</b>	<b>0 - 11</b>	<b>12-18</b>	<b>General</b>	<b>Total</b>
Blanding				
Monticello				
Bluff				
La Sal				
Montezuma Creek				
Total				

## SUMMER READING UNIQUE EVENTS

<b>Unique Events</b>	<b>0 - 11</b>	<b>12-18</b>	<b>General</b>	<b>Total</b>
Blanding				
Monticello				
Bluff				
La Sal				
Montezuma Creek				
Total				

# SAN JUAN COUNTY STATISTICS | 7

May 20, 2026

