




	A	B	C	D	E	F	G	O	R
1	Doc Rev	1/20/2023					OEM:	SMEAL	Show Columns
2	Cont. Change Order: A						Chassis:	Custom	
3	Truck #: S5449								
4	Department: Sanger, Tx								
5	Date of Precon: March 23, 2023								
6									
7	Change Item #	Add/Delete/Clarification	Option #	Special:	Description	Comments	Customer Contract Change To Pay or (To Receive)	Change Accepted?	
8	Hide Chassis Blanks	Show Chassis Blanks	Chassis (Chassis Vendor)				Subtotals	\$6,712.00	
9	1000	Delete	1000-064		Cab Style EMFD 5" Raised Roof				
10		Add	1000-013		Cab Style EMFD 10" Raised Roof			(\$2,327.00)	Yes
11	1001	Delete	1103-001		Cab Door Hardware Chrome			\$435.00	Yes
12		Add	1103-012		Cab Door Hardware Black				
13	1002	Delete	1206-031		Seat Crew FFC Bostrom Firefighter Fold & Hold Flip-Up 500 Series			(\$2,156.00)	Yes
14		Add	1206-010		NO Seat Crew Forward Facing Center				
15	1003	Delete	1214-030		Seat Back Officer SCBA Bostrom SecureAll w/Quick-Adjust			\$214.00	Yes
16		Add	1214-034		Seat Back Officer SCBA IMMI SmartDock				
17	1004	Delete	1215-027		Seat Back RFO SCBA Bostrom SecureAll w/Quick-Adjust			\$428.00	Yes
18		Add	1215-031		Seat Back RFO SCBA IMMI SmartDock				
19	1005	Delete	1218-031		Seat Back FFC SCBA Bostrom SecureAll w/Quick-Adjust			(\$1,508.00)	Yes
20		Add	1218-003		NO Seat Back Forward Facing Center				
21	1006	Delete	1220-004		Seat Mounting Officer Rwd 4"			\$929.00	Yes
22		Add	1220-005		Seat Mounting Officer Rwd 2.50" w/Seat Box Mod				
23	1007	Delete	1224-012		Seat Mounting FFC 6" Apart			\$0.00	Yes
24		Add	1224-001		NO Seat Mounting Forward Facing Center				
25	1008	Delete	1266-001		Seat FFC Location (2) Ctr			\$0.00	Yes
26		Add	1266-004		NO Seat Forward Facing Center Location				
27	1009	Delete	1268-029		Seat Back Crew Area SCBA Bostrom SecureAll w/Quick-Adjust			\$0.00	Yes
28		Add	1268-033		Seat Back Crew Area SCBA IMMI SmartDock				
29	1010	Delete	1303-039		Step Trim Embossed & Diamond Cut Lwr TPt Mid			\$845.00	Yes
30		Add	1303-041		Step Trim Embossed & Diamond Cut Lwr Painted Bedliner, TPt Mid				
31	1011	Delete	1311-101		Cab Frt Undrst Strg Acc Dr			\$0.00	Yes
32		Add	1311-103		Cab Frt Undrst Strg Acc Dr LH				
33	1012	Delete	1501-002		Cab Frt Fascia Classic			\$604.00	Yes
34		Add	1501-016		Cab Frt Fascia Classic w/Gloss Black Painted Headlight Bezels				
35	1012	Delete	1503-209		Grab Handles 3-Pc Alum Knurled 18" w/Red Reflective			\$282.00	Yes



	A	B	C	D	E	F	G	O	R
7	Change Item #	Add/Delete/Clarification	Option #	Special:	Description	Comments	Customer Contract Change To Pay or (To Receive)	Change Accepted?	
36	1013	Add	1503-214		Grab Handles 3-Pc Alum Knurled 18" Blk Anodized w/Red Reflective			Yes	
37	1014	Delete	1504-014		Mirror Aerodynamic Retractable 613305 Rmt Htd		\$89.00	Yes	
38		Add	1504-148		Mirror Aerodynamic Retractable 613300 Rmt Htd Blk				
39	1015	Delete	1511-201		Windshield Wiper System, Prk Brk Interlock		\$118.00	Yes	
40		Add	1511-203		Windshield Wiper System, Prk Brk Interlock w/Vista Override				
41	1016	Delete	1513-001		Cab Fender SS w/ABS Liner		\$0.00	Yes	
42		Add	1513-003		Cab Fender Rubber w/ABS Liner				
43	1017	Delete	1518-025		Cab Frt Grille Hinged Classic Styled		\$1,714.00	Yes	
44		Add	1518QXX		Cab Frt Grille Hinged Classic Styled Gloss Black, Texas Flag.				
45	1018	Delete	1522-001		Cab Paint Primary/Lower Color No Selection/TBD		\$0.00	Yes	
46		Add	1522-403		Cab Paint Primary/Lower Color Sikkens Red FLNA 30482				
47	1019	Delete	1523-002		Cab Paint Secondary/Upper Color No Selection/TBD		\$0.00	Yes	
48		Add	1523-773		Cab Paint Sec/Upper Color Sikkens Black FLNA 41878				
49	1020	Delete	1527-002		Aux Grab Handle 7" SS Cab Face Ctr		\$208.00	Yes	
50		Add	1527-030		Aux Grab Handle 7" Black Cab Face Ctr				
51	1021	Delete	3009-007		Midship Pump Ratio 2.27:1		\$0.00	Yes	
52		Add	3009-008		Midship Pump Ratio 2.46:1				
53	1022	Delete	3010-1210		Midship Pump Location C/L Suction to C/L Rear Axle 121.0"		\$0.00	Yes	
54		Add	3010-0810		Midship Pump Location C/L Suction to C/L Rear Axle 81.0"				
55	1023	Delete	3055-1290		Midship Pump Location C/L Suction to C/L Front Axle 129.0"		\$0.00	Yes	
56		Add	3055-1690		Midship Pump Location C/L Suction to C/L Front Axle 169.0"				
57	1024	Delete	5013-038		Pump Shift Ctrl Air Ctrl Waterous C20/TC20 Integrated Shifter Pod		(\$326.00)	Yes	
58		Add	5013-032		Pump Shift Ctrl Air Ctrl Integrated Shifter Pod				
59	1025	Delete	5034-043		Ancillary Acc Pwr 6 Fuse Blue Sea Pnl Bhd FFC Seat w/40A Fuse Batt Dir		(\$456.00)	Yes	
60		Add	5034-001		NO Ancillary Accessory Power & Ground Stud				
61	1026	Delete	5046-001		NO Multiplex Display Special Layout		\$497.00	Yes	
62		Add	5046-078		Multiplex Display Special Layout Wiper Sys Prk Brk Override Btn & Day/Night Dim				
63	1027	Delete	5202-075		Batt Cond Kussmaul Auto Charge 40 LPC LH RFO Seat Position		\$220.00	Yes	
64		Add	5202-173		Batt Cond Kussmaul Chief 4012 LH RFO Seat Position				



	A	B	C	D	E	F	G	O	R
7	Change Item #	Add/Delete/Clarification	Option #	Special:	Description	Comments	Customer Contract Change To Pay or (To Receive)	Change Accepted?	
65	1028	Delete	5203-002		Batt Cond Display LH Mid Glass		\$502.00	Yes	
66		Add	5203-034		Batt Cond Display LH Mid Glass Auto Charge Status Center				
67	1029	Delete	5206-002		Elec Inlet Color Yellow		\$0.00	Yes	
68		Add	5206-013		Elec Inlet Color Black				
69	1030	Delete	5301-102		Headlights 4 Headlamps LED		\$823.00	Yes	
70		Add	5301-107		Headlights 4 Headlamps LED, Firetech FT-4X6-4KIT-DB Blk Chrm				
71	1031	Delete	5302-022		Marker & ICC Lts Face Mnt LED Tecniq S170		\$178.00	Yes	
72		Add	5302-018		Marker & ICC Lts Face Mnt LED In Scene Lt				
73	1032	Delete	5303-026		Frt Turn Signals Whelen M6 LED Above Frt Warn Rad Mnt		\$210.00	Yes	
74		Add	5303-072		Frt Turn Signals Whelen M6 LED Abv Frt Warn Rad Mnt w/Clr Lens Blk/Seq-Sol 80FPM				
75	1033	Delete	5306-060		Side Scene Lts Whelen M9 Series 12V LED		\$3,171.00	Yes	
76		Add	5306-115		Side Scene Lts Whelen Pioneer LED 12V PCPSM2B Surface Mnt				
77	1034	Delete	5317-189		Frt Scene Lts Whelen Pioneer 12V LED PCH2 (2)		\$387.00	Yes	
78		Add	5317-159		Frt Scene Lts FireTech FT-B-72-ML-B 12V LED 72" Black				
79	1035	Delete	5318-027		Side Scene Lt Loc Upper Mid Rwd 5" Roof Position		\$0.00	Yes	
80		Add	5318-004		Side Scene Lt Loc Upper Mid Rwd 10" Roof Position				
81	1036	Delete	5329-006		Frt Scene Lt Loc (2) Outboard Brow Pos		\$0.00	Yes	
82		Add	5329-003		Frt Scene Lt Loc Ctr Brow Pos				
83	1037	Delete	5336-015		Side Turn/Marker Lts LED Tecniq S170		\$0.00	Yes	
84		Add	5336-019		Side Turn/Marker Lts LED Tecniq S170 w/Clr Lens & Blk Bezel				
85	1038	Delete	5350-073		Hdlt & Mrkr Lt Actv MUX/Mrkr Lts Ign Sw/Hdlt Prk Brk Ctrl		\$204.00	Yes	
86		Add	5350-103		Hdlt & Mrkr Lt Actv MUX/Mrkr & Halo Ign Sw/Hdlt Prk Brk Ctrl				
87	1039	Delete	5401-040		Inboard Frt Warn Lts Whelen M6 LED PinWheel Variable Pattern Chrm Bezel		\$297.00	Yes	
88		Add	5401-086		Inboard Frt Warn Lts Whelen M6 LED PinWhl Variable Blk Flange Adapter				
89	1040	Delete	5402-048		Side Warn Lts Whelen M6 LED DoubleFlash 150 I/O Pattern		\$16.00	Yes	
90		Add	5402-081		Side Warn Lts Whelen M6 LED DoubleFlash 150 I/O Pattern Blk Bezel				
91	1041	Delete	5404-053		Intersection Warn Lts Whelen M6 LED DoubleFlash 150 I/O Pattern		\$16.00	Yes	
92		Add	5404-111		Intersection Warn Lts Whelen M6 LED DoubleFlash 150 I/O Pattern Blk Bezel				
93	1042	Delete	5409-002		Headlight Flasher Alternating		\$205.00	Yes	



	A	B	C	D	E	F	G	O	R
	Change Item #	Add/Delete/Clarification	Option #	Special:	Description	Comments	Customer Contract Change To Pay or (To Receive)	Change Accepted?	
94	1042	Add	5409-008		Headlight Flasher Alternating Out/In LED Halo Ring		\$200.00	Yes	
95	1043	Delete	5414-027		Outboard Frt Warn Lts Whelen M6 LED PinWheel Variable Pattern Chrm Bezel		\$16.00	Yes	
96		Add	5414-068		Outboard Frt Warn Lts Whelen M6 LED PinWhl Variable Pattern Blk Flange				
97	1044	Delete	5422-002		Mstr Warn Sw MUX		\$204.00	Yes	
98		Add	5422-020		Mstr Warn Sw MUX w/Warning Lt Dimmer, Vista Dim & Prk Brk Interlock				
99	1045	Delete	5423-003		Frt Warn Sw Vista		\$262.00	Yes	
100		Add	5423-038		Frt Warn Sw Vista w/Warn Lt Dimmer, Vista Dim & Prk Brk Interlock				
101	1046	Delete	5424-003		Side & Intersection Warn Sw Vista		\$262.00	Yes	
102		Add	5424-044		Side & Intersection Warn Sw Vista w/Warn Lt Dimmer Vista Dim & Prk Brk Interlock				
103	1047	Delete	5425-003		Headlight Flasher Sw MUX		\$89.00	Yes	
104		Add	5425-007		Headlight Flasher Sw MUX No Blocking Mode				
105	1048	Delete	5426-008		Lightbar Sw Vista w/Clear Lt Cutoff		\$204.00	Yes	
106		Add	5426-040		Lightbar Sw Vista w/Dimmer, Vista Dim & Prk Brk Interlock				
107	1049	Delete	5514-005		Horn Btn Sel Sw Elec Horn/Air Horn MUX		\$117.00	Yes	
108		Add	5514-043		Horn Btn Sel Sw Elec Horn/Air Horn Mux Def Air Horn On/Elec Horn Disable				
109	1050	Delete	5727-002		Camera RH Teardrop		\$89.00	Yes	
110		Add	5727-006		Camera RH Teardrop Black				
111	1051	Delete	5728-009		Camera HD Rear Box		\$6.00	Yes	
112		Add	5728-012		Camera HD Rear Box w/o Speaker				
113	1052	Delete	5732-002		Camera Speaker		(\$120.00)	Yes	
114		Add	5732-001		NO Camera Speaker				
115	1053	Delete	8053-011		INTENTIONALLY LEFT BLANK		\$0.00	Yes	
116		Add	8053-002		INTENTIONALLY LEFT BLANK				
117	1054	Delete	8107-101		Occupant Protection FFC RollTek Belt Pretensioner		(\$588.00)	Yes	
118		Add	8107-100		NO Occupant Protection FFC				
119	1055	Delete	5450L11-002		Cab Front Lightbar Position 11 - Red		\$4.00	Yes	
120		Add	5450L11-005		Cab Front Lightbar Position 11 - Blue				
121	1056	Delete	5450L15-002		Cab Front Lightbar Position 15 - Red		\$6.00	Yes	
122		Add	5450L15-005		Cab Front Lightbar Position 15 - Blue				
123	1057	Delete	5450L4-002		Cab Front Lightbar Position 4 - Red		\$4.00	Yes	
124		Add	5450L4-005		Cab Front Lightbar Position 4 - Blue				
125	1058	Delete	5450L8-002		Cab Front Lightbar Position 8 - Red		\$6.00	Yes	
126		Add	5450L8-005		Cab Front Lightbar Position 8 - Blue				
127	1059	Delete	5703-047		Comm Ant Panorama Sharkee Layout 2 LH Fwd Cab Rf Chassis Sply		(\$87.00)	Yes	



	A	B	C	D	E	F	G	O	R
7	Change Item #	Add/Delete/Clarification	Option #	Special	Description	Comments	Customer Contract Change To Pay or (To Receive)	Change Accepted?	
128	1055		Add	5703-043	Comm Ant Base RH Fwd Cab Rf Chassis Sply w/Cover			Yes	
129	1060	Delete	5709-001		NO Auxiliary Communication Antenna				
130		Add	5709-024		Aux Comm Ant Base LH Fwd Cab Roof Chassis Sply w/Cover		\$318.00	Yes	
131	1061	Delete	5710-001		NO Auxiliary Communication Antenna Cable Routing		\$0.00	Yes	
132		Add	5710-003		Aux Comm Ant Cable Routing Under Rkr Sw Pnl				
410									
411	Hide Boiler Plate Blanks	Show Boiler Plate Blanks	+ 20	Boiler Plate / Chassis Modifications (Spartan ER)			Subtotals	\$644.00	
412	2000	Add/Delete	Delete	900346	Overall Length, 591 (49'-3")		\$0.00	Yes	
413		Add	Add	900349	Overall Length, 594 (49'-6")				
414	2001	Add ONLY	Add	UPO	Air Outlet, 1/4" Quick Connect Female, On/Off, Driver's Side Pump Panel, Large T-Handle - A 1/4" quick connect female air outlet shall be located on the driver's side pump panel. The outlet shall have an on/off valve with the large T-handle provided.		\$331.00	Yes	
416	2002	Clarification	Clarification	100435	Route Manual Moisture Ejector, Chassis, Outside of Body, Terminate With Key Rings - Use 1-1/2" rings. Mount under the oil tank area		\$0.00	Yes	
418	2003	Add/Delete	Delete	100964	Relocate Cab Tilt Pendant, Standard Location				
419			Add	100965	Relocate Cab Tilt Pendant, Special Location - The cab tilt pendant and release cable shall be located in a compartment on the officer's side, just forward of the front outrigger in the access panel. The painted door shall be vertically hinged and shall be large enough to hold the cab tilt pendant and the cab release cable. The cab tilt instruction decal shall be installed on the back side of the door. The door shall be secured using a compression latch that is raised high enough so it does not interfere with the decal.		\$277.00	Yes	
420	2004	Add ONLY	Add	111571	Front Bumper Storage Well Flooring, Black Turtle Tile, (1) Storage Well		\$36.00	Yes	
513									
514	Hide Body Blanks	Show Body Blanks	+ 20	Body			Subtotals	\$16,134.00	
515	3000	Add/Delete	Delete	121523	Hose Bed, Rear Body, Abraded Finish, (85' MMP/100' MMP)		(\$28.00)	Yes	
516		Add	Add	UPO	Hose Bed, Rear Body, Abraded Finish, (85' MMP/100' MMP), On-Scene Access Series - Lights to be installed at the front of the hosebed				
517	3001	Delete ONLY	Delete	100134	Hose Bed Loading Lights, (2) Front of Hose Bed, LED, Grote. 61E41		(\$411.00)	Yes	



	A	B	C	D	E	F	G	O	R
	Change Item #	Add/Delete/Clarification	Option #	Special:	Description	Comments	Customer Contract Change To Pay or (To Receive)	Change Accepted?	
519	3002	Delete	UPO 64068		Side Compartment Doors, Roll-Up Doors, ROM V4, Painted Doors and Trim (8) (L1, L2, L3, R1, R2, R3, R4, PR1), L4 Painted Lap Door with Stainless Steel Sill Plate		\$483.00	Yes	
520		Add	UPO		Side Compartment Doors, Roll-Up Doors, ROM V4, Painted Doors and Trim (8) (L1, L2, L3, R1, R2, R3, R4, PR1), L4 Painted Lap Door , Eberhard Handle with Stainless Steel Sill Plate				
521	3003	Clarification	Clarification	UPO 64069	Rear Compartment Doors, Vertically Hinged, Painted Lap Double Doors, Compression Latches - Use black pop latches		\$0.00	Yes	
523	3004	Clarification	Clarification	121083	Compartment Lighting, On-Scene, Access Series LED (18) - Compartment lights are to be as long as possible. L4 will have 1 light installed vertically. T-1 will have 1 light installed horizontally. All other compartments will have 2 lights.		\$0.00	Yes	
529	3007	Clarification	Clarification		Compartment L1		\$0.00	Yes	
531	3008	Add ONLY	Add	2740	Shelf (1), Adjustable, Aluminum, Shallow Depth (2 Struts), Abraded		\$366.00	Yes	
533	3009	Add ONLY	Add	120785	Compartment Struts, Vertical, Welded Aluminum		\$208.00	Yes	
535	3010	Clarification	Clarification		Compartment opening height is 19', Width is 53"		\$0.00	Yes	
541	3013	Clarification	Clarification		Compartment L2		\$0.00	Yes	
543	3014	Clarification	Clarification		Compartment opening height is 19', Width is 53"		\$0.00	Yes	
545	3015	Add ONLY	Add	UPO	Tool Board, (1), Swing Out Aluminum, Standard Height, Double-Faced PAC TRAC, Slam Latch w/ Chrome L-Handle		\$1,724.00	Yes	
547	3016	Delete ONLY	Delete	2499	Tray (1), Floor-Mounted Roll Out, Austin Hardware, 300#, 100% Extension, Abraded, With Front Drawer Release		(\$664.00)	Yes	
553	3019	Clarification	Clarification		Compartment L3		\$0.00	Yes	
555	3020	Delete	2742		Shelf (1), Adjustable, Aluminum, Full Depth (4 Struts), Abraded		\$403.00	Yes	
556		Add	120288		Shelves (2), Adjustable, Aluminum, Full Depth (4 Struts), Abraded				
561	3023	Clarification	Clarification		Compartment L4		\$0.00	Yes	
563	3024	Clarification	Clarification		No changes		\$0.00	Yes	
569	3027	Clarification	Clarification		Compartment PR1		\$0.00	Yes	
571	3028	Add ONLY	Add	120785	Compartment Struts, Vertical, Welded Aluminum		\$209.00	Yes	
577	3031	Clarification	Clarification		Compartment R1		\$0.00	Yes	
579	3032	Clarification	Clarification		Compartment opening height is 19', Width is 53"		\$0.00	Yes	
581	3033	Add ONLY	Add	2742	Shelf (1), Adjustable, Aluminum, Full Depth (4 Struts), Abraded		\$395.00	Yes	
583	3034	Add ONLY	Add	120785	Compartment Struts, Vertical, Welded Aluminum		\$209.00	Yes	




	A	B	C	D	E	F	G	O	R
7	<u>Change Item #</u>	<u>Add/Delete/Clarification</u>	<u>Option #</u>	<u>Special:</u>	<u>Description</u>	<u>Comments</u>	<u>Customer Contract Change To Pay or (To Receive)</u>	<u>Change Accepted?</u>	
589	3037	Clarification	Clarification			Compartment R2	\$0.00	Yes	
591	3038	Clarification	Clarification			Compartment opening height is 19', Width is 53"	\$0.00	Yes	
593	3039	Add ONLY	Add	2740		Shelf (1), Adjustable, Aluminum, Shallow Depth (2 Struts), Abraded	\$366.00	Yes	
595	3040	Add ONLY	Add	120785		Compartment Struts, Vertical, Welded Aluminum	\$209.00	Yes	
601	3043	Clarification	Clarification			Compartment R3	\$0.00	Yes	
603	3044	Add/Delete	Delete	2742		Shelf (1), Adjustable, Aluminum, Full Depth (4 Struts), Abraded	\$403.00	Yes	
604	Add		120288		Shelves (2), Adjustable, Aluminum, Full Depth (4 Struts), Abraded				
605	3045	Add/Delete	Delete	4675		Tray (1), Floor-Mounted Roll Out, On-Scene, 1000#, 100% Extension, Abraded	\$284.00	Yes	
606			Add	UPO		Tray, (1), Floor-Mounted Roll Out Plate, 1/4", On-Scene, 1000 - One (1) roll out tray shall be installed on the floor of the compartment. The tray shall be provided with an On-Scene Cargo Slide roller type assembly. The roller assembly shall have a rated capacity of 1,000 lb. distributed load and shall have 100% extension capabilities. A mechanical lock assembly shall be provided to lock the tray in the extended or retracted position. The tray shall be constructed of 1/4" aluminum plate, with no sides and shall have an abraded finish. The roller assembly is constructed of anodized aluminum and stainless steel fasteners.			
607	3046	Add ONLY	Add	UPO		Tray (1), Adjustable-Height Roll Out Plate, 1/4", On-Scene, 1000 - One (1) roll out tray shall be installed on the floor of the compartment. The tray shall be provided with an On-Scene Cargo Slide roller type assembly. The roller assembly shall have a rated capacity of 1,000 lb. distributed load and shall have 100% extension capabilities. A mechanical lock assembly shall be provided to lock the tray in the extended or retracted position. The tray shall be constructed of 1/4" aluminum plate, with no sides and shall have an abraded finish. The roller assembly is constructed of anodized aluminum and stainless steel fasteners. The roller assembly shall be bolted to vertical struts to allow for height adjustment of the tray.	\$2,079.00	Yes	
613	3049	Clarification	Clarification			Compartment R4	\$0.00	Yes	



	A	B	C	D	E	F	G	O	R
	Change Item #	Add/Delete/Clarification		Option #	Special:	Description	Comments	Customer Contract Change To Pay or (To Receive)	Change Accepted?
615	3050	Add ONLY	Add	2499		Tray (1), Floor-Mounted Roll Out, Austin Hardware, 300#, 100% Extension, Abraded, With Front Drawer Release		\$678.00	Yes
617	3051	Clarification	Clarification	120785		Compartment Struts, Vertical, Welded Aluminum- Struts to start above the outrigger control box		\$0.00	Yes
625	3055		Delete	100468		WL1, Smart Storage, Air Bottle Storage, OEM Painted 3/16" Aluminum Door, Triple Triangle Design			
626		Add/Delete	Add	UPO		WL1, Smart Storage, Air Bottle and Stabilizer Pad Storage, OEM Painted 3/16" Aluminum Door, Triangle Design - A combination three air bottle and horizontal stabilizer pad Smart Storage compartment shall be installed in the forward portion of the rear wheel well area, on the driver's side of the apparatus. The triangle design compartment shall be able to fit either one (1) 2" thick stabilizer pad or two (2) 1" stabilizer pads horizontally and three (3) SCBA bottles. The compartment door shall be constructed of 3/16" aluminum material. The door shall have a rubber gasket to create a 100% seal against an aluminum flange to protect the interior of the compartment. The door shall be painted primary body color - Use black push pop compression latches		\$472.00	Yes
627	3056	Clarification	Clarification	100835		WL2, Smart Storage, Open Storage, OEM Painted 3/16" Aluminum Drop-Down Door - Use black push pop compression latches. The floor will be lined with poly material		\$0.00	Yes
629	3057		Delete	100838		WL3, Smart Storage, Air Bottle Storage, OEM Painted 3/16" Aluminum Door, Triple Triangle Design			
630		Add/Delete	Add	UPO		WL3, Smart Storage, Air Bottle, Triple and Stabilizer Pad Storage, OEM Painted 3/16" Aluminum Door, Triangle Design - A combination three air bottle and horizontal stabilizer pad Smart Storage compartment shall be installed in the rearward portion of the rear wheel well area, on the driver's side of the apparatus. The triangle design compartment shall be able to fit either one (1) 2" thick stabilizer pad or two (2) 1" stabilizer pads horizontally and three (3) SCBA bottles. The compartment door shall be constructed of 3/16" aluminum material. The door shall have a rubber gasket to create a 100% seal against an aluminum flange to protect the interior of the compartment. The door shall be painted primary body color - Use black push pop compression latches		\$472.00	Yes




	A	B	C	D	E	F	G	O	R
	<u>Change</u> Item #	Add/Delete/Clarification		Option #	Special:	Description	 Comments	Customer Contract Change To Pay or (To Receive)	Change Accepted?
7	3058		Delete	100843		WR1, Smart Storage, Extinguisher/Water Can, OEM Painted 3/16" Aluminum Door, Double Triangle Design			
631		Add/Delete	Add	UPO		WR1, Smart Storage, Extinguisher/Water Can, Stabilizer Pad Storage, OEM Painted 3/16" Aluminum Door, Triangle Design - A combination fire extinguisher and horizontal stabilizer pad Smart Storage compartment shall be installed in the forward portion of the rear wheel well area, on the officer's side of the apparatus. The triangle design compartment shall be able to fit either one (1) 2" thick stabilizer pad or two (2) 1" stabilizer pads horizontally and one (1) 2.5 gallon water can and one (1) 20 lbs fire extinguisher. . The compartment door shall be constructed of 3/16" aluminum material. The door shall have a rubber gasket to create a 100% seal against an aluminum flange to protect the interior of the compartment. The door shall be painted primary body color - Use black push pop compression latches		\$471.00	Yes
632	3059	Clarification	Clarification	100852		WR2, Smart Storage, Open Storage, OEM Painted 3/16" Aluminum Drop-Down Door - Use black push pop compression latches		\$0.00	Yes
633	3060		Delete	100855		WR3, Smart Storage, Air Bottle Storage, OEM Painted 3/16" Aluminum Door, Triple Triangle Design			
635		Add/Delete	Add	UPO		WR3, Smart Storage, Air Bottle, Triple and Stabilizer Pad Storage, OEM Painted 3/16" Aluminum Door, Triangle Design - A combination three air bottle and horizontal stabilizer pad Smart Storage compartment shall be installed in the rearward portion of the rear wheel well area, on the officer's side of the apparatus. The triangle design compartment shall be able to fit either one (1) 2" thick stabilizer pad or two (2) 1" stabilizer pads horizontally and three (3) SCBA bottles. The compartment door shall be constructed of 3/16" aluminum material. The door shall have a rubber gasket to create a 100% seal against an aluminum flange to protect the interior of the compartment. The door shall be painted primary body color - Use black push pop compression latches		\$473.00	Yes
636	3061	Delete ONLY	Delete	UPO 64071		Rear Stabilizer Compartments, ROM Roll-Up Doors, On-Scene Access LED Lighting, Dri-Dek Tiles		(\$2,101.00)	Yes
637	3062		Delete	9990		Tread Plate Dunnage, Above Torque Box			
639									




	A	B	C	D	E	F	G	O	R
7	<u>Change Item #</u>	<u>Add/Delete/Clarification</u>	<u>Option #</u>	<u>Special:</u>	<u>Description</u>	<u>Comments</u>	<u>Customer Contract Change To Pay or (To Receive)</u>	<u>Change Accepted?</u>	
640		Add/Delete	Add	UPO	Dunnage, Above Torque Box, 1/8" Aluminum Sheet Floor, Black Bedliner Coated - A dunnage compartment shall be located above the torque box. The dunnage compartment floor shall be constructed of 1/8" aluminum sheet. The walls will be painted primary body color and the floor will be coated with black bedliner.		\$367.00	Yes	
641	3063	Add/Delete	Delete	5118		Rub Rails, "C" Channel Design (No Rubber Inserts)	\$563.00	Yes	
642			Add	101425		Rub Rails, Textured Poly, Spaced Away from Body, Chamfered Ends			
643	3064		Delete	516	Tow Option, Rear, Tow Eye, Two (2), Chrome				
644		Add/Delete	Add	UPO	Tow Option, Rear, Tow Eye, Two (2), Painted Steel, Single Tone Body Color - Two (2) painted tow eyes shall be installed at the rear of the apparatus above the rear step area. The tow eyes shall be bolted to a heavy-duty assembly that is welded to the torque box. The tow eyes shall have a 3" ID hole.		\$378.00	Yes	
645	3065	Add/Delete	Delete	121960		Fenderettes, (4), Tandem Axle, Stainless Steel, Smart Storage	\$167.00	Yes	
646			Add	UPO		Fenderettes, (4), Tandem Axle, Rubber, Smart Storage			
647	3066		Delete	2427	License Plate Bracket				
648		Add/Delete	Add	UPO	License Plate Bracket, Cast Products, LED Lit, Black - A license plate bracket shall be mounted on the rear of the apparatus. A clear LED light shall be incorporated into the bracket. The bracket shall be painted gloss black.		\$185.00	Yes	
649	3067		Delete	900963	Walkways/Overlays/Stepping Surfaces, Tread Plate, NFPA 1901				



	A	B	C	D	E	F	G	O	R
	<u>Change</u> Item #	Add/Delete/Clarification		Option #	Special:	Description	 Comments	<u>Customer Contract</u> Change To Pay or (To Receive)	<u>Change</u> Accepted?
7		Add/Delete	Add	UPO		<p>Walkways/Overlays/Stepping Surfaces, 1/8" Smooth Aluminum, Black Bedliner Coated, NFPA 1901 - All exterior surfaces designated by the manufacturer as stepping, standing, or walking areas shall be overlaid with black bedliner coated smooth aluminum to provide a slip resistant surface, even when the surface is wet. All interior surfaces designated by the manufacturer as stepping, standing, or walking areas shall be slip resistant when the surface is dry. The degree of slip resistance shall be in accordance with NFPA 1901, current edition.</p> <p>Horizontal walkways shall have smooth aluminum black coated bedliner overlays installed and vertical surfaces shall have .125" black bedliner coated smooth overlays. Overlays shall be installed that are totally insulated from the apparatus with nylon shoulder washers that extend into holes in the body. Stainless steel cap nuts shall be employed where bolt ends may damage equipment or cause injury. After the apparatus is painted and the overlays are reinstalled, they shall be additionally sealed at the edges with a caulking compound. The exterior top tread plate overlay shall be mounted flush with the outer edges of the apparatus body. - This includes all overlays on the body only. It does not include the turntable access step assembly or the platform access steps. Does not include anything on the aerial device.</p>		\$7,307.00	Yes
650	3068	Delete		UPO		Turntable Access Ladder, Driver's Side, On-Scene Access LED 8" Knurled Aluminum Hansen Backlit White, Red Reflective Handrails, Mid Mounts			
651									



	A	B	C	D	E	F	G	O	R
	<u>Change Item #</u>	<u>Add/Delete/Clarification</u>	<u>Option #</u>	<u>Special:</u>	<u>Description</u>	<u>Comments</u>	<u>Customer Contract Change To Pay or (To Receive)</u>	<u>Change Accepted?</u>	
7		Add/Delete	Add	UPO	<p>Turntable Access Ladder, Driver's Side, OS</p> <p>Access Series LED 9" Light, Hansen Black Knurled Aluminum Handrails, Red Reflective/LED Back-lit, Assembly Painted Black. Top Platform Step Black Bedliner - For access to the turntable, a turntable access ladder shall be furnished on the driver's side of the apparatus near the front area of the turntable. The ladder assembly shall be a pull-out-and-down design with a slight angle to allow for better access to the turntable. The ladder shall lock in the stored position with a "T" handle type locking device. The top step of the access ladder shall be a fold down tread plate platform to allow for an easy transition from the ladder rungs to the turntable. When the ladder is in the down position the maximum height from the ground to the first step shall not exceed 24".</p> <p>The access ladder shall be connected to the door open warning circuit to warn the driver if it is not in the stored position. The steps shall be illuminated for night time operation with On-Scene Access Series 9" LED lighting. The lighting shall be enclosed within a tough waterproof Lexan tube enclosure and covered with an aluminum bezel for protection from impact and environmental elements; and shall be activated by the parking brake. To aid in ascending and descending the access steps, knurled aluminum handrails shall be provided on each side of the steps.</p> <p>The handrails on the steps will be the Hansen black anodized knurled aluminum with red reflective and clear back lighting.</p> <p>The entire turntable access ladder will be painted black. This will allow all the moving parts to still function. The top morton cass landing surface will be painted with black line-x. The sides of the landing surface will be painted black so all the moving parts to function. The 1/8" aluminum insert will be black bedliner coated.</p>	 <p>Note the special coatings on these steps. The insert is to be 1/8 aluminum. Not treadplate.</p>	\$996.00	Yes	
652									
653	3069	Delete		UPO64074	Turntable Access Ladder, Officer's Side, On-Scene Access LED 8" Knurled Aluminum Hansen Backlit White, Red Reflective Handrails, Mid Mounts				



	A	B	C	D	E	F	G	O	R
7	<u>Change Item #</u>	<u>Add/Delete/Clarification</u>	<u>Option #</u>	<u>Special:</u>	<u>Description</u>	<u>Comments</u>	<u>Customer Contract Change To Pay or (To Receive)</u>	<u>Change Accepted?</u>	
654		Add/Delete	Add	UPO	<p>Turntable Access Ladder, Officer's Side, OS Access Series LED 9" Light, Hansen Black Knurled Aluminum Handrails, Red Reflective/LED Back-lit, Assembly Painted Black. Top Platform Step Black Bedliner - For access to the turntable, a turntable access ladder shall be furnished on the officer's side of the apparatus near the front area of the turntable. The ladder assembly shall be a pull-out-and-down design with a slight angle to allow for better access to the turntable. The ladder shall lock in the stored position with a "T" handle type locking device. The top step of the access ladder shall be a fold down tread plate platform to allow for an easy transition from the ladder rungs to the turntable. When the ladder is in the down position the maximum height from the ground to the first step shall not exceed 24".</p> <p>The access ladder shall be connected to the door open warning circuit to warn the driver if it is not in the stored position. The steps shall be illuminated for night time operation with On-Scene Access Series 9" LED lighting. The lighting shall be enclosed within a tough waterproof Lexan tube enclosure and covered with an aluminum bezel for protection from impact and environmental elements; and shall be activated by the parking brake. To aid in ascending and descending the access steps, knurled aluminum handrails shall be provided on each side of the steps.</p> <p>The handrails on the steps will be the Hansen black anodized knurled aluminum with red reflective and clear back lighting.</p> <p>The entire turntable access ladder will be painted black. This will allow all the moving parts to still function. The top morton cass landing surface will be painted black so all the moving parts to function. The 1/8" aluminum insert will be black bedliner coated.</p>	<p>Note the special coatings on these steps. The insert is to be 1/8 aluminum. Not treadplate.</p>	\$995.00	Yes	
655	3070	Delete		UPO 64075	Platform Access Steps, Mid Mounts, Driver's Side, On-Scene Access LED 8", Aluminum Hansen Backlit White, Red Reflective Handrails				



	A	B	C	D	E	F	G	O	R
7	Change Item #	Add/Delete/Clarification	Option #	Special:	Description	Comments	Customer Contract Change To Pay or (To Receive)	Change Accepted?	
656		Add/Delete Add			<p>Platform Access Steps, Mid Mounts, Driver's Side, On-Scene Access LED 9", Hansen Knurled Aluminum, Backlit White, Red Reflective Handrails, Black Bedliner - For access to the platform, one set of steps shall be furnished on the driver's side of the apparatus at the rearward portion of the body. The steps shall be constructed of aluminum grip-strut. The bottom step shall be a swing-down type that shall allow ease of access to the top of the body, which shall allow easy access to the platform. The step surface shall be constructed of grip-strut material. This step shall be connected to the door open warning circuit to warn the driver if left down. The remaining steps shall have a maximum stepping height, which shall not exceed 18", with the exception of the ground to the first step. Steps shall be illuminated for nighttime operation with On-Scene Access Series LED lighting, actuated by the parking brake. To aid in ascending and descending the access steps, Hansen black knurled aluminum handrails with white LED lighting shall be provided on each side. An additional Hansen back lit grab rail will be installed on rear of the L3 compartment.</p> <p>The 1/8" smooth aluminum insert and the gripstrut steps will be black bedliner. The folding step arms will be painted black to allow all moving parts function.</p>		\$929.00	Yes	
657	3071	Add/Delete	Delete	505	Overlay, Tread Plate, Vertical Areas of Both Front Compartments		(\$40.00)	Yes	
658	Add		UPO	Overlay, Smooth Aluminum, Vertical Areas of Both Front Compartments - A smooth aluminum overlay shall be located on the front vertical areas of each side of the apparatus body. The overlays shall be located on the front of the body compartments. - To be coated with black bedliner					
659	3072	Delete	UPO 64076		Ground Ladder Package, Duo-Safety, (1) 10' Attic (585-A), (1) Little Giant Defender (Model 17), (2) 16' Roof (875-A), (1) 28' Two-Section (1200-A), (1) 35' Three-Section (1225-A)		\$200.00	Yes	



	A	B	C	D	E	F	G	O	R
7	Change Item #	Add/Delete/Clarification	Option #	Special:	Description	Comments	Customer Contract Change To Pay or (To Receive)	Change Accepted?	
660		Add	UPO		Ground Ladder Package, Duo-Safety, (1) 10' Attic (585-A), (1) Little Giant Defender (Model 17), (2) 16' Roof (875-DR), (1) 28' Two-Section (1200-A), (1) 35' Three-Section (1225-A)				
661	3073	Add/Delete	Delete	121696	Pike Pole Package, Nupla Light-Weight, Fiberglass, Standard Hooks, (2) 6' Poles (YPD-6), (2) 8' Poles (YPD-8), (2) 12' Poles (YPD-12)		\$370.00	Yes	
662	Add		UPO	Pike Pole Package, Mixed Brands, Fire Hooks Unlimited, New York Roof Hook, (1) 6' Pole (RH-6), (1) 8' Pole (RH-8), (1) 10' Pole (RH-10), (1), 12' Pole (RH-12), Nupla (1), 12' Pole (YPD-12) - One (1) Pike Pole (1), Nupla, 12' Fiberglass, Standard Hook, YPD-12 shall be provided.					
				One (1) Fire Hooks Unlimited, model RH-12, 12' Fiberglass, Butt-style end, New York Roof Hook shall be provided.					
				One(1) Fire Hooks Unlimited, model RH-10, 10' Steel, New York Roof Hook, Chisel End shall be provided.					
					One(1) Fire Hooks Unlimited, model RH-8, 8' Steel, New York Roof Hook, Chisel End shall be provided.				
					One(1) Fire Hooks Unlimited, model RH-6, 6' Steel, New York Roof Hook, Chisel End shall be provided.				
663	3074	Delete ONLY	Delete	9226	Pike Pole Storage, In Upper Portion of Torque Box, (2) Trays		(\$997.00)	Yes	
665	3075	Delete ONLY	Delete	UPO 64077	Pike Poles, (2), Nupla, Fiberglass, Standard Hook, Light-Weight, DHandle, (1) 6' (YPDH-6), (1) 8' (YPDH-8)		(\$267.00)	Yes	
667	3076	Delete ONLY	Delete	901145	Wheel Chock Storage, Mid-Mounts, Under Pump/Forward Body Module, Driver's Side		\$0.00	Yes	
669	3077	Delete ONLY	Delete	1204	Wheel Chocks, (1) Pair, Zico SAC-44 and Bracket, OEM Installed		(\$909.00)	Yes	
671	3078	Delete ONLY	Delete	901146	Wheel Chock Storage, Mid-Mounts, Under Pump/Forward Body Module, Officer's Side		\$0.00	Yes	
673	3079	Delete ONLY	Delete	1204	Wheel Chocks, (1) Pair, Zico SAC-44 and Bracket, OEM Installed		(\$909.00)	Yes	
675	3080	Add/Delete	Delete	910165	***OBSOLETE***Water Tank Fill Tower, UPF, Blue, Mid Mounts	UPF no longer officer's colored tank towers.	\$0.00	Yes	
676			Add	910164	Water Tank Fill Tower, UPF, Black, Mid Mounts				
716									
717	Hide Pump Blanks	Show Pump Blanks	+ 20	Pump / Pump Compartment			Subtotals	(\$1,001.00)	



	A	B	C	D	E	F	G	O	R
	Change Item #	Add/Delete/Clarification	Option #	Special	Description	Comments	Customer Contract Change To Pay or (To Receive)	Change Accepted?	
718	4000	Clarification	Clarification	9890	Running Board, Driver's Side, Integral, Tread Plate - <u>To be coated with black bedliner</u>		\$0.00	Yes	
720	4001	Clarification	Clarification	10132	Running Board, Officer's Side, Integral, Tread Plate - <u>To be coated with black bedliner</u>		\$0.00	Yes	
722	4002	Clarification	Clarification	100452	Access Panel, Split, Pump, Top Pump Module, Removable, Tread Plate, Compression Latches, Mid Mounts - <u>To be coated with black bedliner</u>		\$0.00	Yes	
724	4003	Add/Delete	Delete	121721	Pump Panels, Mid Mount, Controls on Driver's Side, Stainless Steel Panels, IC Bezels/Trim Rings/Labels		\$661.00	Yes	
725			Add	UPO	Pump Panels, Mid Mount, Controls on Driver's Side, Black Bedliner Coating Finish, Polish SST Trim Rings, IC (Spartan) Bezels/Labels				
726	4004	Add/Delete	Delete	UPO 64081	Pump Panel Light Activation, OK to Pump & ON/OFF Switch on Pump Panel		(\$162.00)	Yes	
727			Add	3878	Pump Panel Lighting Activation, ON/OFF Switch on Pump Panel				
728	4005	Add/Delete	Delete	910624	Pump Rating, 2000 GPM		\$0.00	Yes	
729			Add	910623	Pump Rating, 1750 GPM				
730	4006	Add/Delete	Delete	5848	Pump Color Painted Gray - Intakes Primary Body Color		(\$955.00)	Yes	
731			Add	910645	Pump Color Primed Black - Intakes Unpainted				
732	4007	Add/Delete	Delete	111058	Master Pressure Gauge Assembly with Test Ports, Inn. Cntrls, 4", Liquid Filled, Nylon Case Gauges, PSI - 30-0-400		(\$254.00)	Yes	
733			Add	UPO	Master Gauges, Inn. Cntrls, TC Series, 4", Liquid Filled, Nylon Case Gauges, PSI -30-0-400, (Spartan Style Tags)				
734	4008	Add/Delete	Delete	911038	Included with Master Pressure Gauge Assembly		\$174.00	Yes	
735			Add	UPO	Test Ports, Pressure/Vacuum, Inn. Cntrls, Spartan Logo, Operators Panel				
736	4009	Add/Delete	Delete	100377	Drains, Innovative Controls, Manual Lift Handle		\$400.00	Yes	
737			Add	101698	Drains, Innovative Controls, Manual Lift Handle (Spartan Style)				
738	4010	Add/Delete	Delete	1252	Cap, 6" NH, Vented Chrome, South Park, LHC26P14AC		(\$317.00)	Yes	
739			Add	UPO	Cap, 6" NST, Vented Chrome, None - <u>An SOE will need to be signed</u>				
740	4011	Add/Delete	Delete	1252	Cap, 6" NH, Vented Chrome, South Park, LHC26P14AC		(\$318.00)	Yes	
741			Add	UPO	Cap, 6" NST, Vented Chrome, None - <u>An SOE will need to be signed</u>				
742	4012	Add/Delete	Delete	121838	Discharge, Front Bumper Officer-Side, 2-1/2", Chassis Installed Plumbing, Above Gravelshield, NST (250 GPM NFPA Rated)		(\$220.00)	Yes	



	A	B	C	D	E	F	G	O	R
7	Change Item #	Add/Delete/Clarification	Option #	Special:	Description	Comments		Customer Contract Change To Pay or (To Receive)	Change Accepted?
743		Add	UPO		Discharge, Front Bumper Officer-Side, 2-1/2", Chassis Installed Plumbing and Swivel, Above Gravelshield, NST (250 GPM NFPA Rated)			(\$200.00)	Yes
744	4013	Clarification	Clarification	UPO 64084	Crosslay Top Covers, Hinged Tread Plate Outside Covers OEM Provided, Center Vinyl Dealer Supplied / Dealer Installed - To be coated with black bedliner			\$0.00	Yes
819									
820	Hide Electrical Blanks	Show Electrical Blanks	+ 20	Electrical				Subtotals	\$2,422.00
821	5000	Delete	UPO 64085		Tail Lights, LED, Whelen M6, Stop-Tail (Combination)/Turn/Backup, 3-Light Vertical Individual Bezels (Clear Lenses)				
822		Add/Delete	Add	UPO 64085	Tail Lights, LED, Whelen, M6 Series, Stop-Tail (Combination) (M62BTTC)/Turn (M62TC)/Backup (M62BU), 3-Light Vertical Individual Black Bezels (Clear Lenses), Turn Signal Special Flash Sequence - A Whelen M6 series LED tail light assembly shall be installed on each side of the rear of the apparatus. Each assembly shall include the following: One (1) red LED stop/tail combination light (Red with Clear lens) One (1) amber LED turn light (Amber with Clears lens) The lights shall be programmed to emit the "Sequence to Solid 80 FPM" flash pattern. One (1) clear LED backup light (White with Clear lens) The lights shall be mounted in individual black bezels.			\$140.00	Yes
823	5001	Clarification	Clarification	2192	Switch, Rear Work Light, At Rear/Reverse - The hosebed lights will be tied into this switch			\$0.00	Yes
825	5002	Delete	UPO 64086		Turn Signals, (2) in Rub Rail, LED, Tecnique, S170, Amber. Steady Burn Except When Activated				



	A	B	C	D	E	F	G	O	R
7	<u>Change Item #</u>	<u>Add/Delete/Clarification</u>	<u>Option #</u>	<u>Special:</u>	<u>Description</u>	<u>Comments</u>	<u>Customer Contract Change To Pay or (To Receive)</u>	<u>Change Accepted?</u>	
826		Add/Delete	Add	UPO	<p>Turn Signals, (2) in Black Poly Rub Rail , LED, Tecniq, S170, Amber, Steady Burn Except When Activated, Special Milling - Two (2) Tecniq model S170 amber LED with clear lens and black housing midship auxiliary/turn signal lights shall be installed in the rub rail, one (1) on each side of the body.</p> <p>The mid turn signals are to be set to steady burn and will only flash when activated.</p> <p>The rubrail will be milled to recess the turn signal into the rubrail.</p>		\$937.00	Yes	
827	5003		Delete	UPO 64088	Clearance Lights, Tecniq S170, Red, With Britax Rubber Extension Arms				
828		Add/Delete	Add	UPO	<p>Clearance Lights, Tecniq S170, Red with Clear Lens, Black Bezel, With Britax Rubber Extension Arms, Special Milling - Four (4) lights shall be located in the tailboard portion, two (2) in each of the outboard corners.</p> <p>Two additional (2) lights shall be located as high and wide as possible on the rear of the apparatus.</p> <p>On the sides of the apparatus there shall be four (4) lights, two (2) located on each side of the apparatus in the rub rails. One (1) forward under L4/R4 and (1) rearward under L4/R4.</p> <p>The rubrail will be milled to recess the clearance lights into the rubrails.</p> <p>Clearance reflectors shall be placed on the apparatus to be in full compliance with applicable ICC and DOT codes and regulations.</p> <p>Two (2) extension marker lights (rubber arm style) shall be installed at the rear portion of the body. The lights shall be attached to the back wall of the rear flex joint area. These lights shall aid the driver as to the location of the rear of the body during driving operations. The lights shall have forward facing amber bulbs and rearward-facing red bulbs.</p>		\$623.00	Yes	
829	5004	Clarification	Clarification	4882	Camera System, Back-Up, Chassis Supplied, OEM Installed - Camera is recessed		\$0.00	Yes	
831	5005		Delete	110409	Upper Zone C. Beacons (2). Whelen. L31 LED				



	A	B	C	D	E	F	G	O	R
7	Change Item #	Add/Delete/Clarification	Option #	Special:	Description	Comments	Customer Contract Change To Pay or (To Receive)	Change Accepted?	
832		Add/Delete	Add	UPO	Upper Zone C, Warning Lights (2), Whelen, LED, M6 Series, Black Bezel - The driver's and officer's side M6 shall both have red LED's and clear lenses, black bezel. Flash pattern is Double Flash 150 I/O		(\$1,088.00)	Yes	
833	5006	Delete		111328	Upper Zone B/D, Warning Lights (4), Whelen, LED, ION Wide Angle				
834		Add/Delete	Add	UPO	Upper Zone B/D, Warning Lights (4), Whelen, LED, ION-T - Four (4) Whelen ION-T Series Super-LED lights with black housing shall be installed, two (2) each in Upper Zone B and Upper Zone D. The lights will have red LED's with clear lens and black bezel. The lights will have a low power feature that when activated will dim the light. Model number 01-066K913-51: LTHEAD SOLO RED SL/LP. - The driver's and officer's side warning lights shall have red LED's and clear lenses and black bezel.		\$168.00	Yes	
835	5007	Delete		UPO 64089	Lower Zone Warning Light Package, (2) OEM Sup., Whelen, LED, M6 Series, (4) Whelen, LED, ION Wide Angle				
836		Add/Delete	Add	UPO	Lower Zone Warning Light Package, (2) OEM Sup., Whelen, LED, M6 Series, Black Bezel (4) OEM Sup., Whelen, LED, ION - T, With Low Power Feature, Black Bezel - The lower zone warning lights shall all have red LED's and clear lenses, black bezel. Specify Double Flash 150 in/out when ordering the M6 lights. Specify Action Scan when ordering the ION-T lights.		\$184.00	Yes	
837	5008	Delete		UPO 64090	Traffic Advisor, Whelen, Six (6) Individual Lights, WION, Chrome Bezel, TACTL5 Controller				
838		Add/Delete	Add	UPO	Traffic Advisor, Whelen, Six (6) Individual Lights, ION-T, Black Bezel, TACTL5 Controller - One (1) Whelen Traffic Advisor shall be installed on the apparatus. The traffic directional light shall consist of six (6) Whelen, ION-T Solo, Model number 01-066K911-51: LTHEAD SOLO AMBER SL/LP. LED installed individually. The traffic advisor shall be controlled with a TACTL5 controller.- The lights will have amber LED's with clear lens and black bezel.		\$495.00	Yes	
839	5009	Delete		110633	Scene Lights, Pair, 12V, Whelen, Surface Mount, LED M9 Series Gradient Scene				
840		Add/Delete	Add	UPO	Scene Lights, Pair, 12V, Whelen, Surface Mount, LED Pioneer Plus (PCPSM1B) Combo Spot/Flood		\$623.00	Yes	



	A	B	C	D	E	F	G	O	R
	Change Item #	Add/Delete/Clarification		Option #	Special:	Description	Comments	Customer Contract Change: To Pay or (To Receive)	Change Accepted?
7	5010	Add/Delete	Delete	110633		Scene Lights, Pair, 12V, Whelen, Semi-Recessed, 15 Degree Downward Angle, LED Pioneer Plus (PCH2) Combo Spot/Flood		(\$1,052.00)	Yes
841									
842			Add	UPO		Scene Lights, Pair, 12V, Heritage, Whelen LED, PCPSM2B, Surface Mount, Black Housing			
843	5011	Clarification	Clarification	8785		Generator, Hydraulic, Harrison, 10kW, MCR, Meter Display - The display is on the pump panel		\$0.00	Yes
845	5012	Clarification	Clarification	2782		Generator Start, Remote, Hydraulic Gen., In Cab and on Pump Panel - The in cab switch is in the Vista Display		\$0.00	Yes
847	5013	Add/Delete	Delete	910725		Generator Load Center Location, L1, Forward Bulkhead		\$0.00	Yes
848			Add	UPO		Generator Load Center Location, PR1, Forward Bulkhead			
849	5014	Add ONLY	Add	859		Transfer Switch, Generator-to-Shoreline		\$481.00	Yes
851	5015	Add ONLY	Add	110052		Receptacle, 120V, 5-20R Straight Blade, Duplex, Wired to Transfer Switch		\$80.00	Yes
853	5016	Add ONLY	Add	910919		Receptacle Location, In R3 Cmpt - On the front wall up high, Use stainless steel cover plate		\$0.00	Yes
855	5017	Add ONLY	Add	110052		Receptacle, 120V, 5-20R Straight Blade, Duplex, Wired to Transfer Switch		\$80.00	Yes
857	5018	Add ONLY	Add	910920		Receptacle Location, In R4 Cmpt - On the front wall up high, Use stainless steel cover plate		\$0.00	Yes
859	5019	Add ONLY	Add	110052		Receptacle, 120V, 5-20R Straight Blade, Duplex, Wired to Transfer Switch		\$80.00	Yes
861	5020	Add ONLY	Add	UPO		Receptacle Location, In PR1 Cmpt - Install next to the load center		\$0.00	Yes
863	5021	Add/Delete	Delete	110883		Cord Reel, Hannay, 120V, 200' 10/3 Yellow Cord, Hardwired Junction Box, Extenda-Lite			
864			Add	110884		Cord Reel, Hannay, 120V, 200' 10/3 Yellow Cord, Terminate L5-20 Receptacle, Junction Box with Pigtail, Extenda-Lite- the jct box will be shipped loose with the truck		\$104.00	Yes
865	5022		Delete	910885		Cord Reel Location, In R3 Cmpt			
866		Add/Delete	Add	UPO		Cord Reel Location, On Top of Body, Above L3 Cmpt, Enclosed in Smooth Aluminum Box, Black Bedliner - The cord reel shall be located on top of the body above the L3 compartment in an enclosed smooth aluminum box. The box will have a set of 4-way rollers for deploying the cord - Reference S4976 Bedford for example of design. the box is to be painted primary body color and be overlaid with a smooth aluminum overlay that is black bedliner coated		\$567.00	Yes



	A	B	C	D	E	F	G	O	R	
7	<u>Change Item #</u>	<u>Add/Delete/Clarification</u>	<u>Option #</u>	<u>Special:</u>	<u>Description</u>			<u>Comments</u>	<u>Customer Contract Change To Pay or (To Receive)</u>	<u>Change Accepted?</u>
867	5023	Clarification	Clarification			The junction box will be shipped loose with truck.		\$0.00	Yes	
1022										
1023	Hide Lettering Blanks	Show Lettering Blanks	+ 20	Lettering / Striping				Subtotals	\$5,011.00	
1024	6000	Delete ONLY	Delete	UPO 64097		Rub Rail Striping, 2", Ruby Red, Reflective, Aerial		(\$222.00)	Yes	
1026	6001	Add/Delete	Delete	121751		Stabilizer Beam Striping, Front and Rear, (4) Stabilizers, Chevron To Match Rear		\$8.00	Yes	
1027			Add	UPO		Stabilizer Beam Striping, Front and Rear, (4) Stabilizers, Chevron Red / Fluorescent Yellow-Green, 3M 1172EC & 3983				
1028	6002	Add/Delete	Delete	900935		Chevron Color, Red / Fluorescent Yellow-Green, 3M 1172EC & 3983		\$861.00	Yes	
1029			Add	UPO		Chevron Color, Red / Black, 3M 3992 & 1178				
1030	6003	Add/Delete	Delete	7382		Chevron Layout, Rear Body Surface, EXCLUDE Torque Box Door		\$157.00	Yes	
1031			Add	7380		Chevron Layout, Rear Body Surface, Torque Box Lap Door - Outrigger and ground station doors will also be Chevron.				
1032	6004	Clarification	Clarification	101843		Body Paint Color, Aerial, Single Tone, Red, AkzoNobel- see signed paint chip in P:drive. FLNA-30482 Red		\$0.00	Yes	
1034	6005	Clarification	Clarification	101869		Ladder Paint Color, Black, AkzoNobel (85' MMP/100' MMP/100' RMP/125')- see signed paint chip in P:drive. FLNA-41878 Black		\$0.00	Yes	
1036	6006	Add/Delete	Delete	101876		Platform Paint Color, Black, AkzoNobel- The aerial platform shall be painted with AkzoNobel High Solids polyurethane enamel paint. The color shall be AkzoNobel black. The front platform doors shall be unpainted anodized aluminum with a silver, brushed finish.		\$4,207.00	Yes	
						Platform Paint Color, Black, AkzoNobel, Additionally, Doors, Walls, Side Panels, Lower Heat Shield Painted- The paint chip is the sole defining paint color; it overrules what is described in this spec.				
1037			Add	UPO		The aerial platform shall be painted with AkzoNobel High Solids polyurethane enamel paint. The color shall be AkzoNobel black. The skins for the front platform doors, walls, and lower heat shield will also be painted black - see signed paint chip in P:drive. FLNA-41878 Black				
1038	6007	Clarification	Clarification	911226		Ladder Sign Paint, Match Single Tone Body Color- see signed paint chip in P:drive. FLNA-30482 Red		\$0.00	Yes	
1125										



	A	B	C	D	E	F	G	O	R
7	Change Item #	Add/Delete/Clarification	Option #	Special	Description	Comments	Customer Contract Change To Pay or (To Receive)	Change Accepted?	
1126	Hide Aerial Blanks		Show Aerial Blanks		+ 20	Aerial Device	Subtotals	\$1,652.00	
1127	7000	Delete ONLY	Delete	100446	Relocate the Stabilizer Hydraulic Valve		(\$383.00)	Yes	
1129	7001	Clarification	Clarification	1807	Aerial Extension Tape - To be red		\$0.00	Yes	
1131	7002	Add/Delete	Delete	1598	Stabilizer 2" Auxiliary Pads (4) with Racks Below Body		(\$283.00)	Yes	
1132	Add		121968	Stabilizer 2" Auxiliary Pads (4), In Smart Storage Compartments					
1133	7003	Add/Delete	Delete	111740	Stabilizer Cover Warning Lights (4), Whelen, M6 Super-LED (M6RC), Red with Clear Lens, Activated with Aerial Master and Emergency Master		\$0.00	Yes	
1134	Add		UPO	Stabilizer Cover Warning Lights (4), Whelen, M6 Super LED, Red with Clear Lens, Black Bezel, Activated with Aerial Master and Emergency Master - Flash Pattern is Double Flash 150 I/O					
1135	7004	Add/Delete	Delete	111749	Stabilizer Work Lights (4), Truck-Lite 6-Diode Round LED (81380), Clear		(\$31.00)	Yes	
1136	Add		UPO	Stabilizer Work Lights (4), Tecniq T44 LED 4" Round, Clear					
1137	7005	Add/Delete	Delete	8328	Turntable, Standard (85' MMP/100' MMP)		\$4,896.00	Yes	
1138	Add		UPO	Turntable, Standard (85' MMP/100' MMP), 1/8 Smooth Aluminum, Black Bedliner Coated					
1139	7006	Add/Delete	Delete	8323	Turntable Handrails, Knurled SS, Standard Turntable, (3) Openings (85' MMP/100' MMP)		\$486.00	Yes	
1140	Add		UPO	Turntable Handrails, Knurled SS, Standard Turntable, (3) Openings (85' MMP/100' MMP), Black Bedliner					
1141	7007	Add/Delete	Delete	8350	Turntable Restraints, (2) ManSaver Bar and (1) Chain		\$302.00	Yes	
1142	Add		UPO	Turntable Restraints, (2) ManSaver Bar and (1) Chain, Black Bedliner- Two (2) FRC ManSaver Bars, coated with black bedliner, and one (1) stainless steel chain shall be installed in the spaces between the handrails. All items shall be permanently attached at one end.					
1143	7008	Add/Delete	Delete	UPO 64094	Turntable Control Console, Traditional, (3) Levers, On-Scene Access LED Light Under Lid (Platforms)		\$2,191.00	Yes	
1144	Add		UPO	Turntable Control Console, Traditional, (3) Levers, On-Scene Access LED Light Under Lid (Platforms), Painted Smooth Aluminum Panels - paint to match primary ladder color					
1145	7009	Add/Delete	Delete	8026	Communication System, 3-Way, Pump Panel-Turntable-Tip, FRC Always Clear Talking (ACT) (ICA900-213)		(\$1,408.00)	Yes	
1146	Add		8022	Communication System, 2-Way, Turntable-Tip, FRC Always Clear Talking (ACT)					



	A	B	C	D	E	F	G	O	R
7	Change Item #	Add/Delete/Clarification	Option #	Special:		Description	Comments	Customer Contract Change To Pay or (To Receive)	Change Accepted?
1147	7010	Add/Delete	Delete	111833		Tracking Lights (2), 12V, On Front of Cradle, Whelen LED Pioneer Plus (PFH1P) Floodlights, Pedastal Mount (PBAPEDD)		(\$2,751.00)	Yes
1148			Add	UPO		Tracking Lights (2), 12V, On Front of Cradle, Whelen LED Pioneer Micro (MPBB). Black			
1149	7011	Add/Delete	Delete	8335		Platform Design/Construction/Deck Surface, Mid Mount Platform, Dual Monitors		(\$438.00)	Yes
1150			Add	3752		Platform Design/Construction/Deck Surface, Mid Mount Platform, Single Monitor			
1151	7012	Add/Delete	Delete	8360		Platform Parapet Ground Ladder Attachment, Dual Monitor Mid Mount Platforms		\$38.00	Yes
1152			Add	6091		Platform Parapet Ground Ladder Attachment, Single Monitor Platforms			
1153	7013	Delete ONLY	Delete	111802		Aerial Monitor, Manual, TFT, Monsoon Dual Handwheel Y4-M21A-P		(\$4,104.00)	Yes
1155	7014	Delete ONLY	Delete	6604		Nozzle, Manual, TFT Master Stream 1500 GPM, M-R1500-NN, 3-1/2" NH		(\$1,297.00)	Yes
1157	7015	Add/Delete	Delete	911206		Monitor Sweep, Platform, Dual Monitors		\$0.00	Yes
1158			Add	911207		Monitor Sweep, Platform, Single Monitor			
1159	7016	Add/Delete	Delete	101174		Monitor Shut Off Valves, Platform, Dual Monitor		(\$1,369.00)	Yes
1160			Add	9001162		Monitor Shut Off Valve Included with AVM or VUM			
1161	7017	Delete ONLY	Delete	1729		Pre-connect, In Platform, 1-1/2", NST (85' MMP/100' RMP)		(\$867.00)	Yes
1163	7018	Add/Delete	Delete	3735		Platform Marker Lights, Mid Mounts		\$45.00	Yes
1164			Add	UPO		Platform Marker Lights, Mid-Mounts, Tecniq S170, Black Bezel			
1165	7019	Add/Delete	Delete	UPO 64095		Platform Warning Lights (4), Whelen, M7 Series Super LED, Red with Clear Lens		\$0.00	Yes
1166			Add	UPO		Platform Warning Lights (4), Whelen, M7 Series Super LED, Red with Clear Lens, Black Bezel - Flash pattern Double Flash 150 I/O			
1167	7020	Add/Delete	Delete	111879		Tip Lights (2), 120V, Whelen, LED Pioneer Plus (PFP1AP1) Floodlight, Switch on Lighthouse, Pedastal Mount (PBAPEDA)		\$72.00	Yes
1168			Add	UPO		Tip Lights (2), 120V, Whelen, LED Pioneer Plus (PFP1AP) Floodlight, NO Switch on Lighthouse, Pedastal Mount (PBAPEDA), Black			
1169	7021	Add/Delete	Delete	111881		Tip Light(s) Switch, Toggle Switch at Turntable Console		\$53.00	Yes
1170			Add	UPO		Tip Light(s) Switch, Toggle Switch at Turntable and Platform Console			
1171	7022	Clarification	Clarification	111897		Locator Lights (2), Whelen, LED TIR3, Blue (RSB03ZCR), Activated by Aerial Master - To have a black bezel		\$0.00	Yes




	A	B	C	D	E	F	G	O	R
7	Change Item #	Add/Delete/Clarification		Option #	Special:	Description	Comments	Customer Contract Change To Pay or (To Receive)	Change Accepted?
1173	7023	Add/Delete	Delete	111887		Landing Light (1), 120V, Whelen, LED Pioneer Plus (PFP2ACR)		\$0.00	Yes
1174			Add	UPO		Landing Light (1), 120V, Whelen, LED Pioneer Plus (PFP2ACRB), Black			
1175	7024	Add/Delete	Delete	111902		Platform Telescoping Lights (2), 120V, Whelen, LED Pioneer Plus (PFP2AP1) Floodlight, Pull-Up Poles (86930NA1), Switch on Lighthouse		\$0.00	Yes
1176			Add	UPO		Platform Telescoping Lights (2), 120V, Whelen, LED Pioneer Plus (PFP2AP1B) Floodlight, Pull-Up Poles (86930NA1B), Switch on Lighthouse, Black			
1177	7025	Add ONLY	Add	7878		Stacked Tips (Quad) and Stream Shaper, TFT, MST-4NJ, XF-SS10-NN (2-1/2" NH)		\$923.00	Yes
1179	7026	Add/Delete	Delete	UPO 64096		Flow Meter Display, Akron 9335 Valve, Pressure, Flow, Turntable		\$22.00	Yes
1180			Add	111769		Flow Meter with Paddle Wheel, Class 1, Turntable- The customer knows that this flow meter will not read the same as the flowmeter at the pump panel.			
1181	7027	Add ONLY	Add	UPO		Scabbard Style Mounting Bracket, Chain Saw, Straps- The chain saw shall place on a scabbard style bracket located on the outside of the platform The chain saw shall be secured in place with adjustable straps. The chain saw will not be carried in the bracket when the apparatus is in transit. This bracket shall provide storage for a chain saw to be used when the platform is in use. - Installed on the officer's side of the platform.		\$688.00	Yes
1183	7028	Add/Delete	Delete	111800		Aerial Monitor, Electric, TFT, Monsoon RC Y4-E21A-P (Platforms), TFT Controller at Turntable (Y4E-RP)	the model number of the Monsoon changes when you add a VUM	\$216.00	Yes
1184			Add	100457		Aerial Monitor, Electric, TFT, Monsoon RC Y4-EP1A-P (Platforms), TFT Controller at Turntable (Y4E-RP)			
1185	7029	Add ONLY	Add	100462		Valve Under Monitor (VUM), TFT, Manual, (1) 2-1/2" NST Left Gated Discharge, With Drain, AKM11-2181D		\$2,012.00	Yes
1187	7030		Delete	101403		Stokes Basket Storage, Officer's Side Base Section, Painted Lid, Wired to Door Ajar, (75'/105'/UT100/85' MMP/100' MMP)			



	A	B	C	D	E	F	G	O	R
7	Change Item #	Add/Delete/Clarification	Option #	Special:	Description	Comments	Customer Contract Change To Pay or (To Receive)	Change Accepted?	
1188		Add/Delete			Stokes Basket Storage, Officer's Side Base Section, Painted Lid, Wired to Door Ajar, (75'/77'/105'/UT100/107'/85' MMP/100' MMP), Black Suit Case Handle - A storage box shall be provided on the base section for a Stokes basket. The box shall be on the officer's side of the base section to be the least obtrusive when viewing the aerial tip from the turntable control console. The box shall be fabricated from smooth aluminum and be painted to match the ladder. The box shall be attached to the aerial section using stainless steel fasteners. A painted aluminum lid with a black suit case handle shall be provided on the box to secure Stokes basket.		\$49.00	Yes	
		Add	UPO		The stokes basket box will have a prox switch wired into the door-ajar warning light circuit to notify when the lid is open.				
1189	7031	Add/Delete	Delete	111965	Pike Pole Storage, Driver's Side Fly Section, 8' Pole		\$4.00	Yes	
1190			Add	111967	Pike Pole Storage, Driver's Side Fly Section, 12' Pole				
1191	7032	Add/Delete	Delete	120636	Pike Pole (1), Fire Hooks Unlimited, 8' Steel, New York Roof Hook, Chisel End, RH-8		\$41.00	Yes	
			Add	UPO	Pike Pole, (1), Fire Hooks Unlimited, 12' Fiberglass, National Hook, Ash Core, NHF-12, W/D - The D-handle to be in-line with the hook for easy storage				
1192									
1195	7034	Clarification	Clarification		Additional Tips Lights		\$0.00	Yes	
	7035	Add ONLY	Add	UPO	Tip Lights (2), 12V, Firetech HiViz, End Cap Mount, LED Double Stacked Mini Brow, Black Bezel, FT-MB-2.9-FT-B - Two (2) Firetech Hi-Viz LED recessed double stack spot/flood mini brow tip lights, model FT-MB-2.9-FT-B shall be installed on the apparatus. The light shall come with 18 LEDs and produce 9504 Raw lumens and 6652 Effective Lumens. The light requires 7.5 amps at 90 watts.		\$2,545.00	Yes	
1197									
	7036	Add ONLY	Add	UPO	Tip Lights Locations, Front of Platform, Both Sides of Center, Below Monitor - The lights shall be located on the front of the aerial platform below the monitor, one (1) driver's side and one (1) officer's side of center.		\$0.00	Yes	
1199									
1201	7037	Add ONLY	Add	UPO	Tip Light(s) Switch, Toggle Switch at Turntable and Platform Console		\$0.00	Yes	
1228									



	A	B	C	D	E	F	G	O	R
7	Change							Customer Contract	Change
	Item #	Add/Delete/Clarification	Option #	Special:	Description	Comments		Change To Pay or (To Receive)	Accepted?
1229	Hide Dealer Blanks		Show Dealer Blanks	+ 20	Dealer Provided and Installed		Subtotals	\$0.00	
1331									
1332								Customer Contract	
1333								Change To Pay or (To	
1334								Receive)	
1335	Change Order Chassis Sub-Total							\$6,712.00	
1336	Change Order Aerial Sub-Total							(\$1,001.00)	
1337	Change Order Smeal Non-Aerial Portions Sub-Total							\$25,863.00	
1338	Change Order Dealer Sub-Total							\$0.00	
1339	Change Order Totals							\$31,574.00	
1340									
1341	15% Change Order Surcharge Total (Already included in the Change Order Totals)							\$0.00	
1342									
1343	Delivery days Commitment from Contract Signing							390	
1344									
1345	The above list of changes will be incorporated into the final release specifications and will								
1346	amend the original specification accordingly with these changes.								
1347									
1348	# days added to delivery commitment for this change order due to scope and/or quantity							102	
1349									
1350	New contractual delivery days commitment for scope of changes							492	
1351									
1352									
1353	Date Smeal sent to Customer/Dealer for Signature								
1354	Date CO to be returned to Smeal (due 10 calendar days from date sent)								
1355	***FOR EVERY ONE (1) DAY PAST THE DUE DATE REQUIREMENT, ONE (1) ADDITIONAL DAY WILL BE ADDED TO CONTRACTUAL DELIVERY FOR EVERY DAY LATE & WILL BE INCLUDED ON THE FINAL INVOICE***								
1356									
1357									
1358									
1359	Customer Signature:	INSIDE SALES  4-25-2023					Customer Name:	City of Sanger	
1360	Dealer Signature:						Dealer Name:		
1361	Spartan ER Signature:						Spartan ER Name:		