



CITY OF SANGER, TEXAS
MONTHLY FINANCIAL AND INVESTMENT REPORT
FOR THE MONTH ENDING MARCH 31, 2026

PREPARED BY THE FINANCE DEPARTMENT

TABLE OF CONTENTS

Introduction	3
Financial Report	
General Fund	4
Enterprise Fund.....	6
Internal Service Fund	8
Debt Service Fund	10
Capital Projects Fund.....	12
Enterprise Capital Projects Fund.....	14
4A Fund	16
4B Fund	18
Cash and Investment Report	
Total Cash and Investments.....	20
General Fund	22
Enterprise Fund.....	23
Debt Service and Capital Projects Funds.....	24
4A and 4B Funds	25
Certification	26

INTRODUCTION

COMMENTS

This is the financial report for the period ending March 31, 2026. Revenues and expenditures reflect activity from October 1, 2025, through March 31, 2026 (50% of the fiscal year).

GENERAL FUND

- The General Fund has collected 73% of projected operating revenues.
- All revenue categories are performing within projections.
- Operating expenditures & encumbrances are 51% of the annual budget
- All expenditure categories are within projections.

ENTERPRISE FUND

- The Enterprise Fund has collected 44% of projected operating revenues.
- All revenue categories are performing within projections.
- Operating expenditures & encumbrances are 45% of the annual budget.
- All expenditure categories are within projections.

INTERNAL SERVICE FUND

- The Internal Service Fund has collected 48% of projected transfers from the General and Enterprise Funds.
- All revenue categories are performing within projections.
- Operating expenditures & encumbrances are 54% of the annual budget.
- All expenditure categories are within projections.

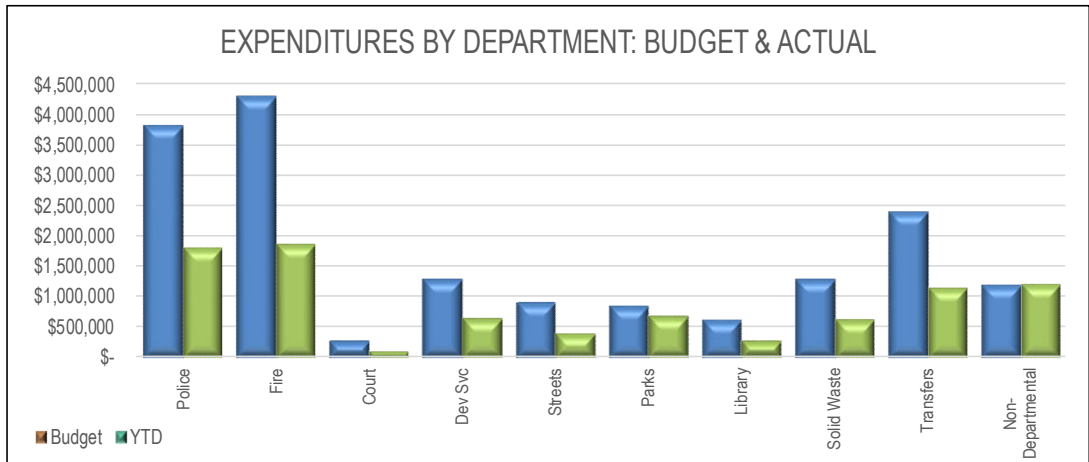
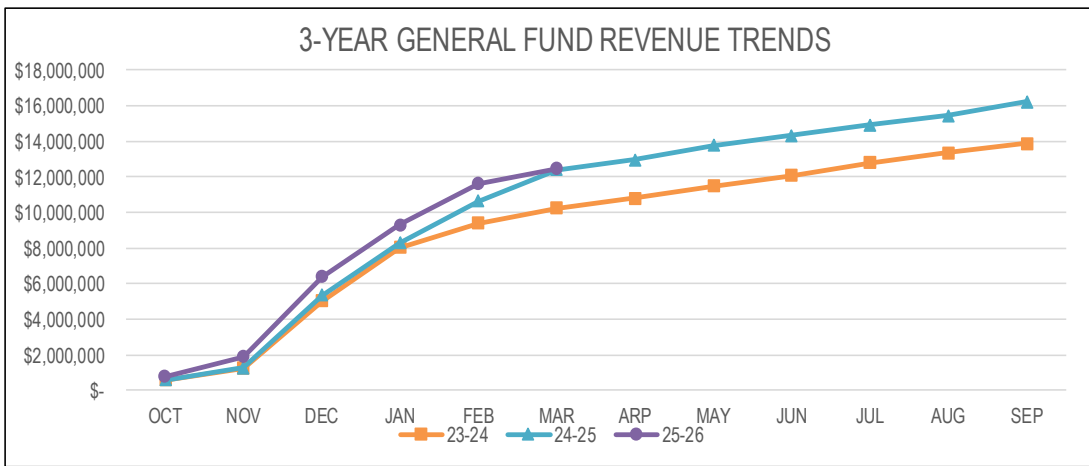
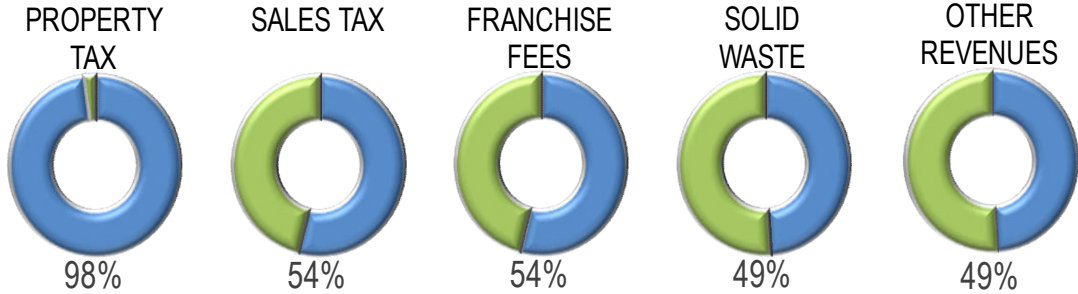
This unaudited report is designed for internal use and does not include all the funds and accounts in the City of Sanger's operations. For a complete report, refer to the City of Sanger Annual Financial Report, available at <https://www.sangertexas.org/177/Financial-Transparency>

GENERAL FUND

CITY OF SANGER, TEXAS
General Fund
Revenue & Expense Report (Unaudited)
March 31, 2026

	Annual Budget	Year to Date Actual	% of Budget	Budget Balance
Revenues				
Property Taxes	\$ 8,060,661	\$ 7,901,633	98%	\$ 159,028
Sales & Beverage Taxes	1,968,000	1,058,252	54%	909,748
Franchise Fees	1,229,809	659,725	54%	570,084
Solid Waste	1,441,000	700,571	49%	740,429
Licenses & Permits	975,250	881,661	90%	93,589
Fines & Forfeitures	134,710	80,379	60%	54,331
Department Revenues	1,218,075	850,787	70%	367,288
Interest	500,000	178,475	36%	321,525
Miscellaneous	252,500	106,015	42%	146,485
Transfers	1,295,000	47,500	4%	1,247,500
Total Revenues	\$ 17,075,005	\$ 12,464,998	73%	\$ 4,610,007
Expenditures				
Police	\$ 3,837,546	\$ 1,799,434	47%	\$ 2,038,112
Fire	4,310,023	1,867,774	43%	2,442,249
Municipal Court	291,725	114,941	39%	176,784
Development Services	1,304,600	646,427	50%	658,173
Streets	925,190	390,816	42%	534,374
Parks & Recreation	860,050	694,441	81%	165,609
Library	638,000	279,181	44%	358,819
Solid Waste	1,300,000	625,780	48%	674,220
Transfers	2,407,871	1,142,333	47%	1,265,538
Non-Departmental	1,200,000	1,200,000	100%	-
Total Expenditures	\$ 17,075,005	\$ 8,761,127	51%	\$ 8,313,878
Revenues Over(Under) Expenditures	\$ -	\$ 3,703,871		\$ (3,703,871)

GENERAL FUND



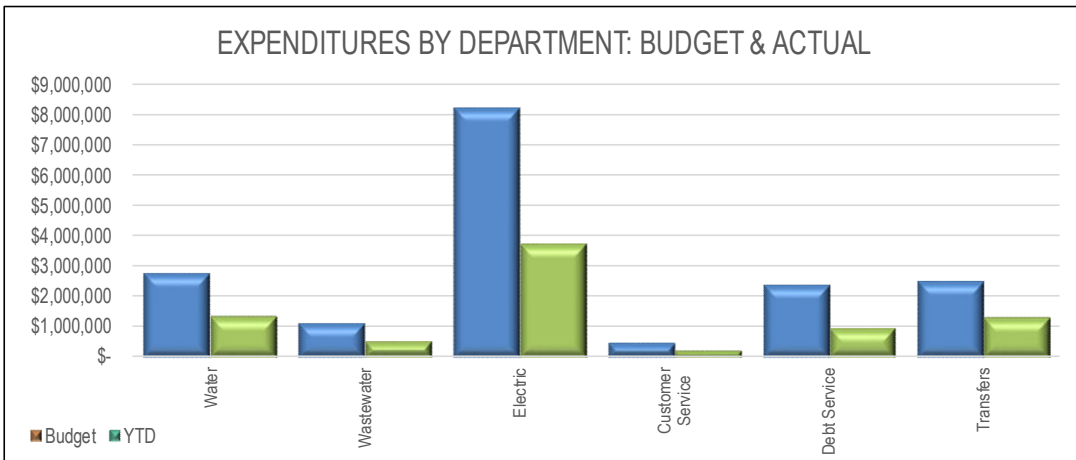
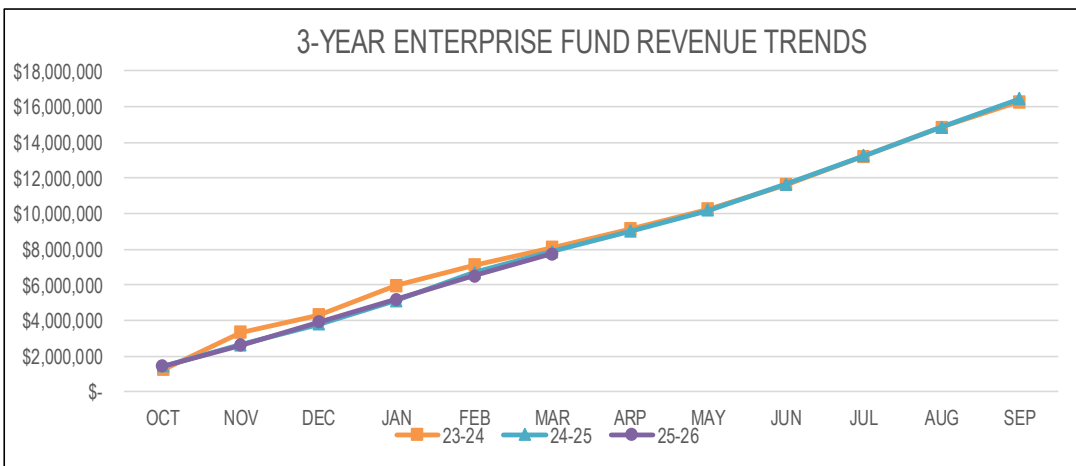
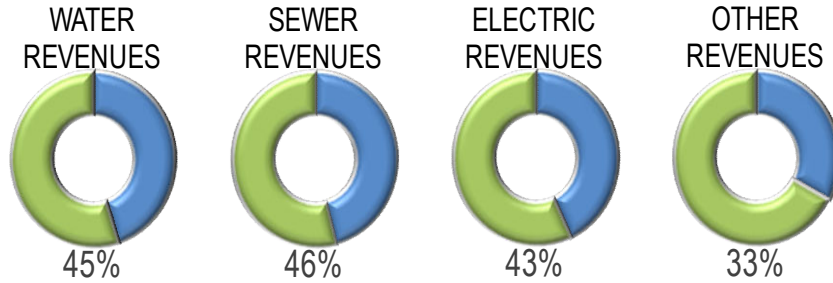
ENTERPRISE FUND

CITY OF SANGER, TEXAS
Enterprise Fund
Revenue & Expense Report (Unaudited)
March 31, 2026

	Annual Budget	Year to Date Actual	% of Budget	Budget Balance
Revenues				
Water	\$ 3,564,849	\$ 1,613,083	45%	\$ 1,951,766
Wastewater	3,516,596	1,620,797	46%	1,895,799
Electric	9,793,739	4,243,924	43%	5,549,815
Penalties & Fees	240,000	115,776	48%	124,224
Interest	250,000	63,208	25%	186,792
Miscellaneous	262,000	68,047	26%	193,953
Total Revenues	\$ 17,627,184	7,724,835	44%	\$ 9,902,349
Expenditures				
Water	\$ 2,792,039	1,314,167	47%	1,477,872
Wastewater	1,122,230	519,325	46%	602,905
Electric	8,260,057	3,670,354	44%	4,589,703
Customer Service	493,600	223,489	45%	270,111
Debt Service	2,422,656	957,254	40%	1,465,402
Transfers	2,536,602	1,310,555	52%	1,226,047
Total Expenditures	17,627,184	7,995,144	45%	9,632,040
Revenues Over(Under) Expenditures	\$ -	\$ (270,309)		\$ 270,309

ENTERPRISE FUND

YTD REVENUES \$7,724,835	44% OF ANNUAL BUDGET
YTD EXPENDITURES \$7,995,144	45% OF ANNUAL BUDGET



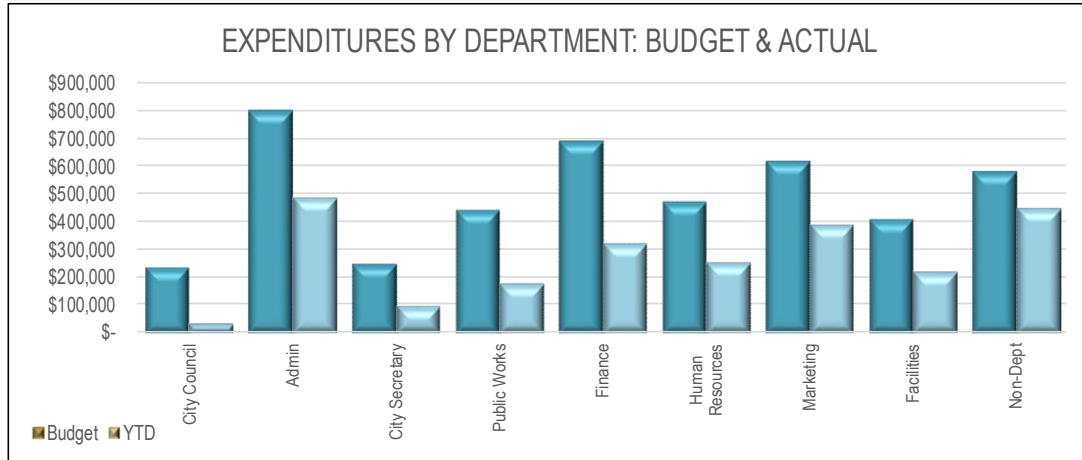
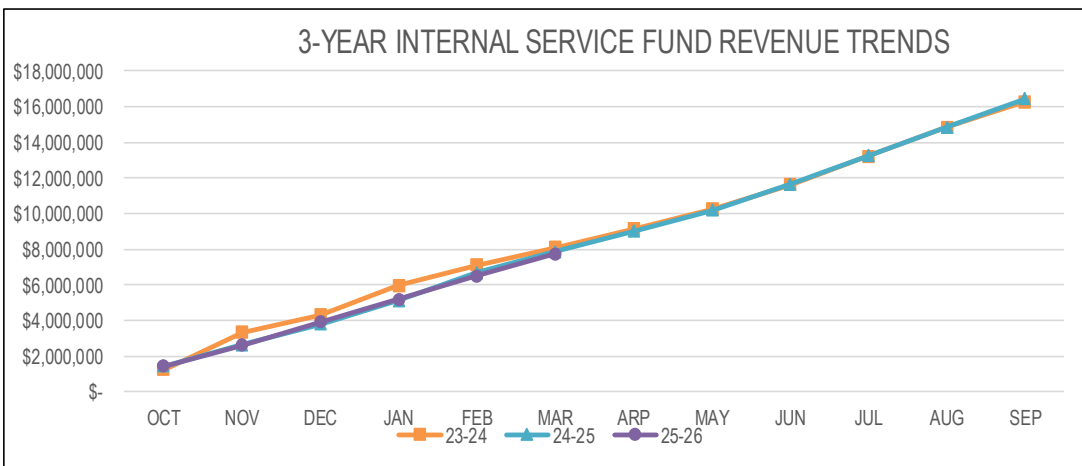
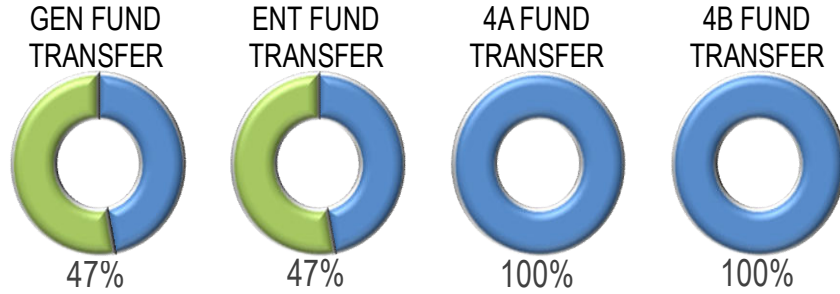
INTERNAL SERVICE FUND

CITY OF SANGER, TEXAS
Internal Service Fund
Revenue & Expense Report (Unaudited)
March 31, 2026

	Year to Date		% of Budget	Budget Balance
	Annual Budget	Actual		
Revenues				
Transfer from Enterprise Fund	\$ 2,254,886	\$ 1,065,840	47%	\$ 1,189,046
Transfer from General Fund	2,254,887	1,065,840	47%	\$ 1,189,047
Transfer from 4A	15,000	15,000	100%	\$ -
Transfer from 4B	15,000	15,000	100%	-
Total Revenues	4,539,773	2,161,680	48%	2,378,093
Operating Expenditures				
City Council	\$ 239,850	38,758	16%	\$ 201,092
Administration	804,070	487,378	61%	316,692
City Secretary	253,766	102,542	40%	151,224
Public Works	446,500	179,939	40%	266,561
Finance	696,250	325,505	47%	370,745
Human Resources	476,530	257,257	54%	219,273
Marketing	623,800	390,789	63%	233,011
Facilities	412,400	223,884	54%	188,516
Non-Departmental	586,607	450,045	77%	136,562
Total Expenditures	4,539,773	2,456,097	54%	2,083,676
Revenues Over(Under) Expenditures	\$ -	\$ (294,417)		\$ 294,417

INTERNAL SERVICE FUND

YTD REVENUES \$2,161,680	48% OF ANNUAL BUDGET	YTD EXPENDITURES \$2,456,097	54% OF ANNUAL BUDGET
---	---------------------------------------	---	---------------------------------------



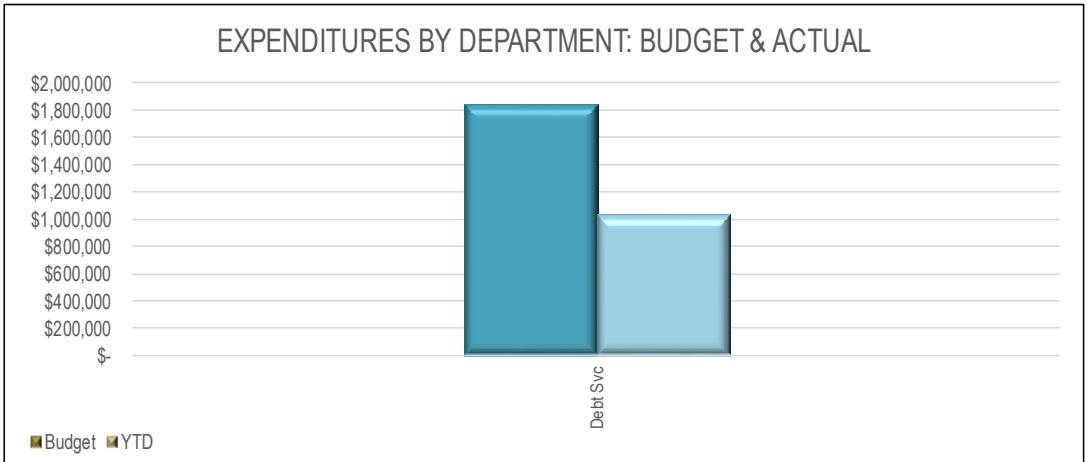
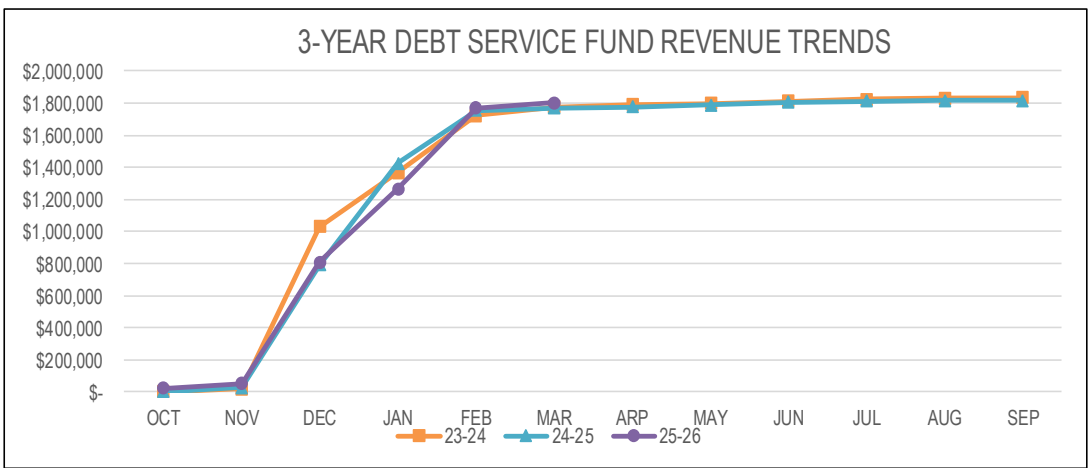
DEBT SERVICE FUND

CITY OF SANGER, TEXAS
Debt Service Fund
Revenue & Expense Report (Unaudited)
March 31, 2026

	Annual Budget	Year to Date Expenditures & Encumbrances	% of Budget	Budget Balance
Revenues				
Property Taxes	\$ 1,663,071	1,619,073	97%	\$ 43,998
Interest	12,000	4,953	41%	7,047
Transfers	180,000	\$ 180,000	100%	-
Total Revenues	\$ 1,855,071	1,804,026	97%	\$ 51,045
Operating Expenditures				
Debt Service	1,853,952	1,038,314	56%	815,638
Total Expenditures	1,853,952	1,038,314	56%	815,638
Revenues Over(Under) Expenditures	\$ 1,119	\$ 765,712		\$ (764,593)

DEBT SERVICE FUND

YTD REVENUES \$1,804,026	97% OF ANNUAL BUDGET	YTD EXPENDITURES \$1,038,314	56% OF ANNUAL BUDGET
---	---------------------------------------	---	---------------------------------------

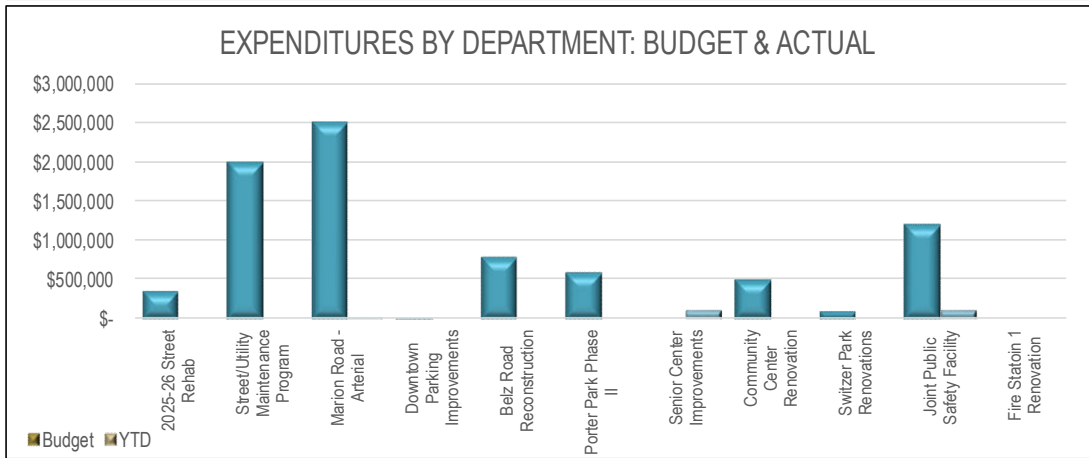
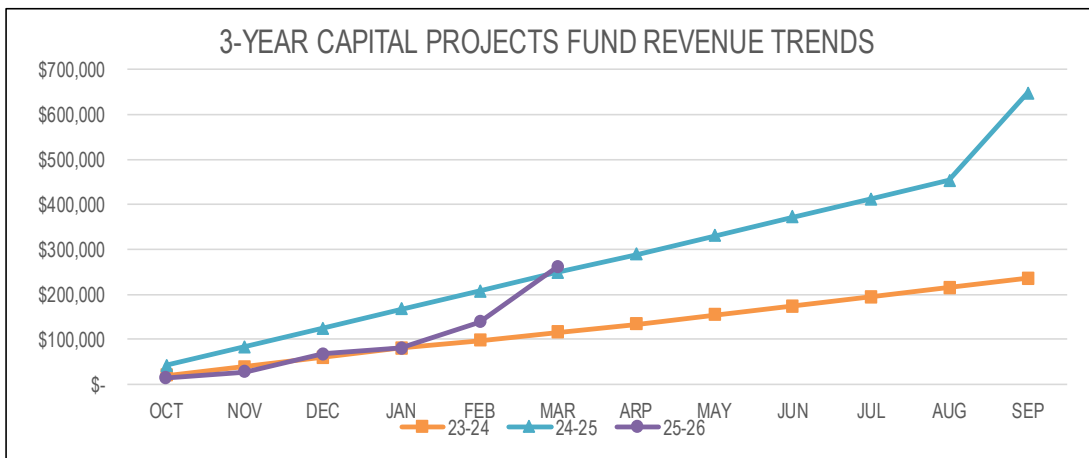
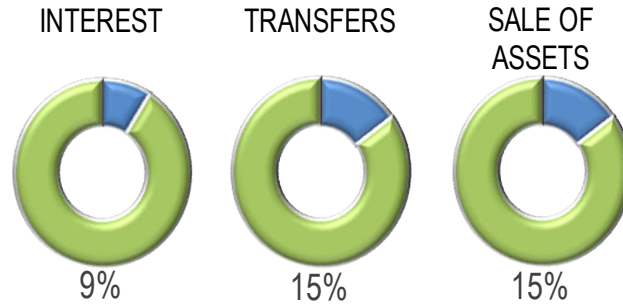


CAPITAL PROJECTS FUND

CITY OF SANGER, TEXAS
Capital Projects Fund
Revenue & Expense Report (Unaudited)
March 31, 2026

	Annual Budget	Year to Date Actual	% of Budget	Budget Balance
Revenues				
Interest	\$ 50,000	\$ 4,411	9%	45,589
Intergovernmental Revenue	\$ -	\$ 180,823	0%	(180,823)
Bond Proceeds	\$ 15,000,000	\$ -	0%	15,000,000
Transfers	526,216	76,493	15%	449,723
Total Revenues	15,576,216	261,727	2%	15,314,489
Operating Expenditures				
2025-26 Street Rehab	362,000	-	0%	362,000
Street/Utility Maintenance Program	2,000,000	-	0%	2,000,000
Marion Road - Arterial	2,500,000	3,938	0%	2,496,062
Downtown Parking Improvements	20,000	-	0%	20,000
Belz Road Reconstruction	1,600,000	-	0%	1,600,000
<i>Total Streets Projects</i>	<i>6,482,000</i>	<i>3,938</i>	<i>0%</i>	<i>6,478,062</i>
Porter Park Phase II	600,000	-	0%	600,000
Senior Center Improvements	-	87,109	0%	(87,109)
Community Center Renovation	500,000	-	0%	500,000
Switzer Park Renovations	100,000	-	0%	100,000
<i>Total Parks Projects</i>	<i>1,200,000</i>	<i>87,109</i>	<i>7%</i>	<i>1,112,891</i>
Joint Public Safety Facility	800,000	-	0%	800,000
Fire Station 1 Renovation	250,000	-	0%	250,000
<i>Total Nondepartmental Projects</i>	<i>1,050,000</i>	<i>-</i>	<i>0%</i>	<i>1,050,000</i>
Total Expenditures	8,732,000	91,047	1%	8,640,953
Revenues Over(Under) Expenditures	\$ 6,844,216	\$ 170,680		\$ 6,673,536

CAPITAL PROJECTS FUND

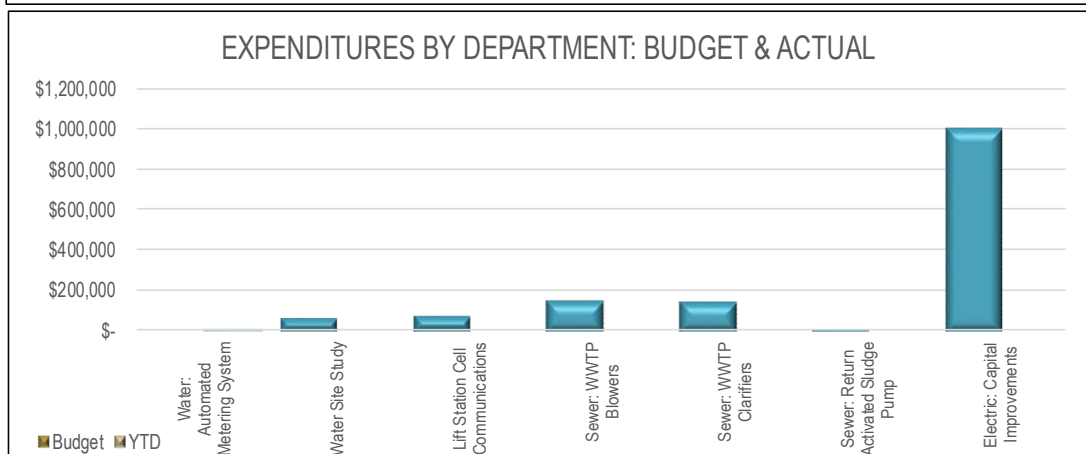
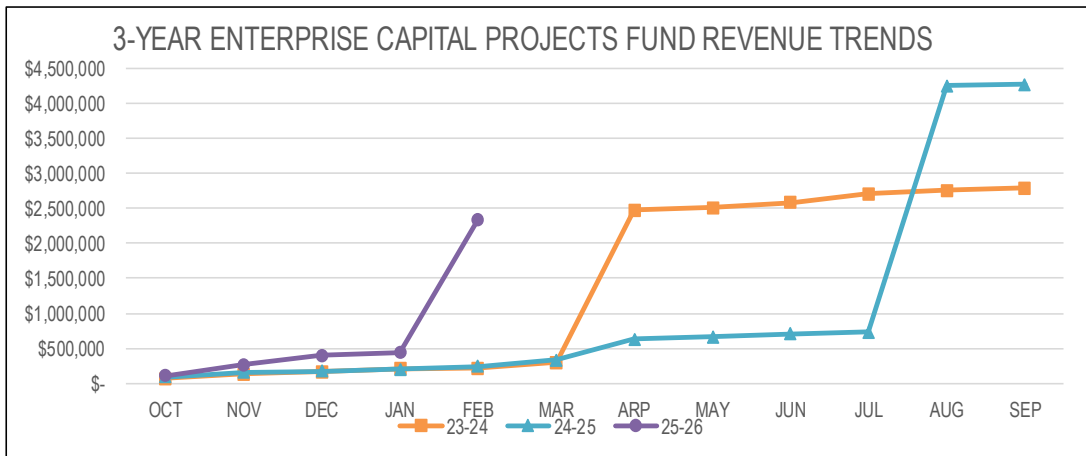
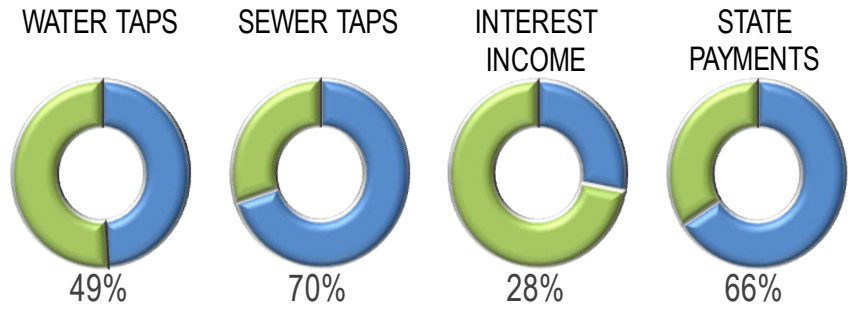


ENTERPRISE CAPITAL PROJECTS FUND

CITY OF SANGER, TEXAS
Enterprise Capital Projects Fund
Revenue & Expense Report (Unaudited)
March 31, 2026

	Annual Budget	Year to Date Actual	% of Budget	Budget Balance
Revenues				
Water Taps	\$ 375,000	\$ 184,200	49%	\$ 190,800
Sewer Taps	375,000	260,800	70%	114,200
Interest	200,000	56,784	28%	143,216
State Reimbursements	2,500,000	1,638,326	66%	861,674
Transfers	197,215	197,215	100%	-
Total Revenues	\$ 3,647,215	2,337,325	64%	\$ 1,309,890
Operating Expenditures				
Water: Automated Metering System	-	103	0%	(103)
Water Site Study	70,000	-	0%	70,000
Lift Station Cell Communications	83,500	-	0%	83,500
<i>Total Water Projects</i>	<i>153,500</i>	<i>103</i>	<i>0%</i>	<i>153,397</i>
Sewer: WWTP Blowers	160,000	-	0%	160,000
Sewer: WWTP Clarifiers	150,000	-	0%	150,000
Sewer: Return Activated Sludge Pum	15,760	-	0%	15,760
<i>Total Sewer Projects</i>	<i>325,760</i>	<i>-</i>	<i>0%</i>	<i>325,760</i>
Electric: Capital Improvements	1,000,000	-	0%	1,000,000
Electric:I-35 Utility	-	270	0%	(270.00)
<i>Total Electric Projects</i>	<i>1,000,000</i>	<i>270</i>	<i>0%</i>	<i>999,730</i>
Riley Property Purchase	-	8080	0%	(8,080.00)
<i>Total Joint Projects</i>	<i>-</i>	<i>8,080</i>	<i>0%</i>	<i>(8,080)</i>
Total Expenditures	1,479,260	8,453	1%	1,470,807
Revenues Over(Under) Expenditures	\$ 2,167,955	\$ 2,328,872		\$ (160,917)

ENTERPRISE CAPITAL PROJECTS FUND



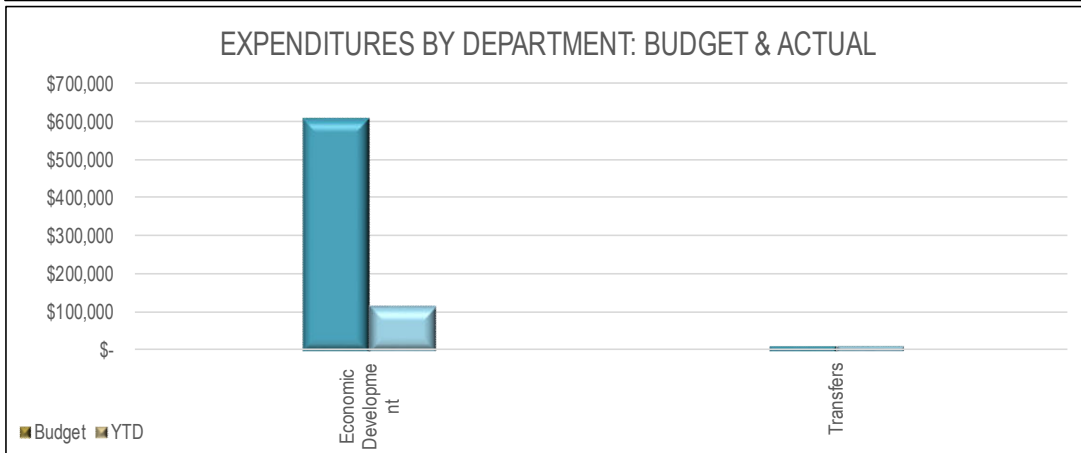
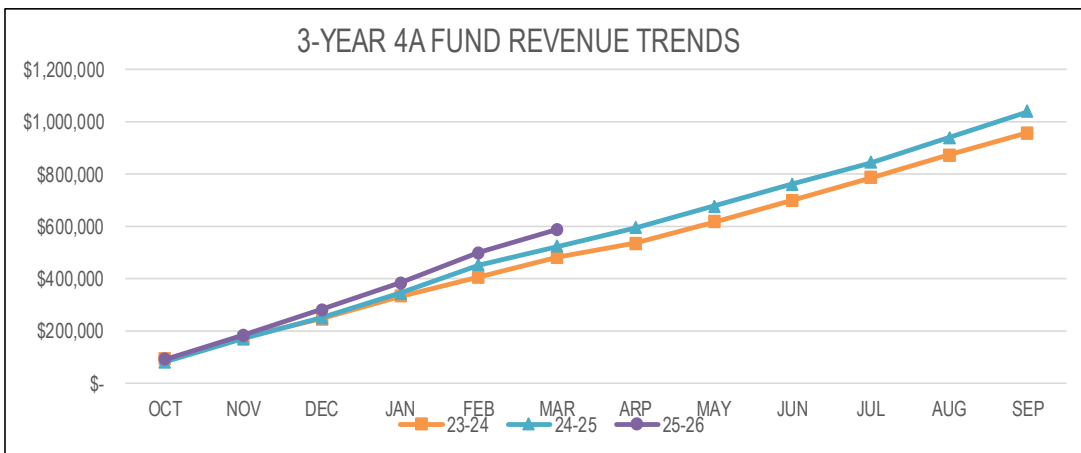
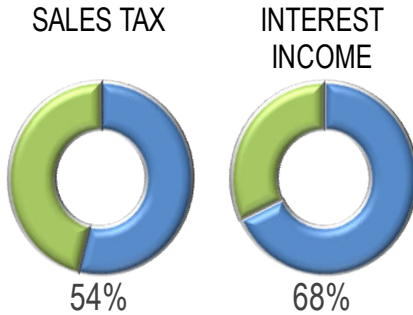
4A FUND

CITY OF SANGER, TEXAS
4A Fund
Revenue & Expense Report (Unaudited)
March 31, 2026

	Annual Budget	Year to Date		Budget Balance
		Actual	% of Budget	
Revenues				
Sales Tax	\$ 962,500	\$ 522,288	54%	\$ 440,212
Interest	95,000	64,903	68%	30,097
Total Revenues	\$ 1,057,500	587,191	56%	\$ 470,309
Operating Expenditures				
Economic Development	\$ 609,650	\$ 115,905	19%	\$ 493,745
Transfers	15,000	15,000	100%	-
Total Expenditures	624,650	130,905	21%	493,745
Revenues Over(Under) Expenditures	\$ 432,850	\$ 456,286		\$ (23,436)

4A FUND

YTD REVENUES \$587,191	56% OF ANNUAL BUDGET	YTD EXPENDITURES \$130,905	21% OF ANNUAL BUDGET
----------------------------------	-----------------------------------	--------------------------------------	-----------------------------------



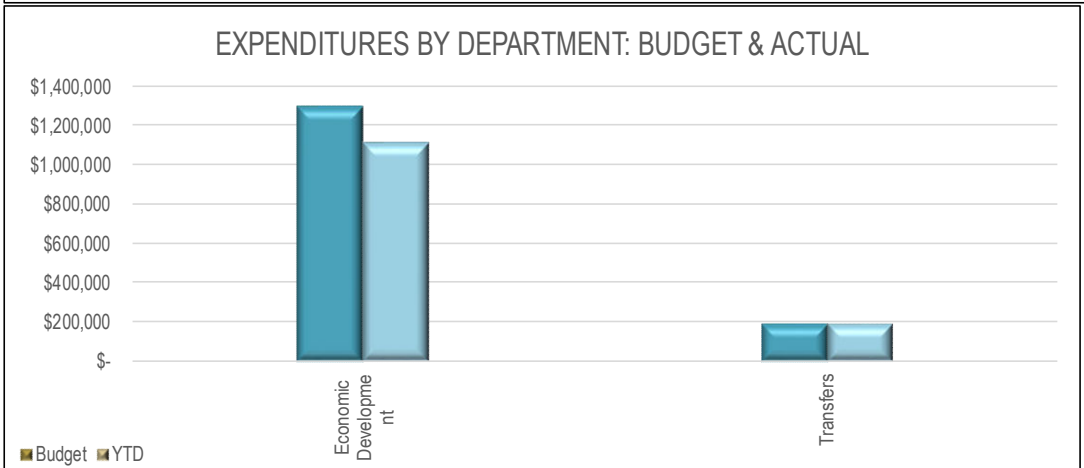
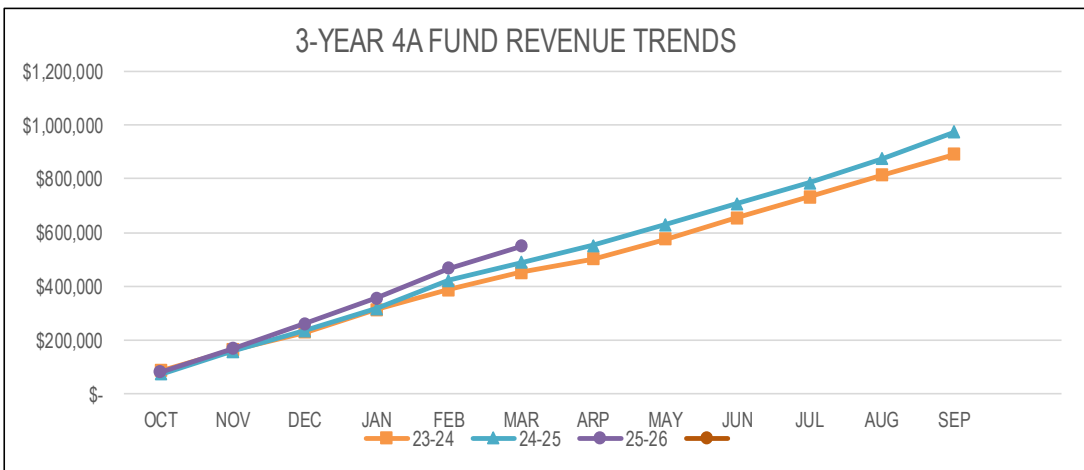
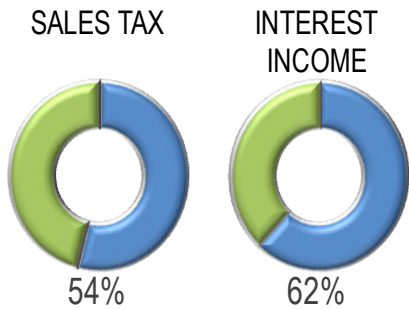
4B FUND

CITY OF SANGER, TEXAS
4B Fund
Revenue & Expense Report (Unaudited)
March 31, 2026

	Annual Budget	Year to Date		Budget Balance
		Actual	% of Budget	
Revenues				
Sales Tax	\$ 962,500	\$ 522,288	54%	\$ 440,212
Interest	44,000	27,413	62%	16,587
Total Revenues	\$ 1,006,500	549,701	55%	\$ 456,799
Operating Expenditures				
Economic Development	\$ 1,298,400	\$ 1,114,435	86%	\$ 183,965
Transfers	195,000	195,000	100%	-
Total Expenditures	1,493,400	1,309,435	88%	183,965
Revenues Over(Under) Expenditures	\$ (486,900)	\$ (759,734)		\$ 272,834

4B FUND

YTD REVENUES \$549,701	55% OF ANNUAL BUDGET	YTD EXPENDITURES \$1,309,435	88% OF ANNUAL BUDGET
----------------------------------	-----------------------------------	--	-----------------------------------



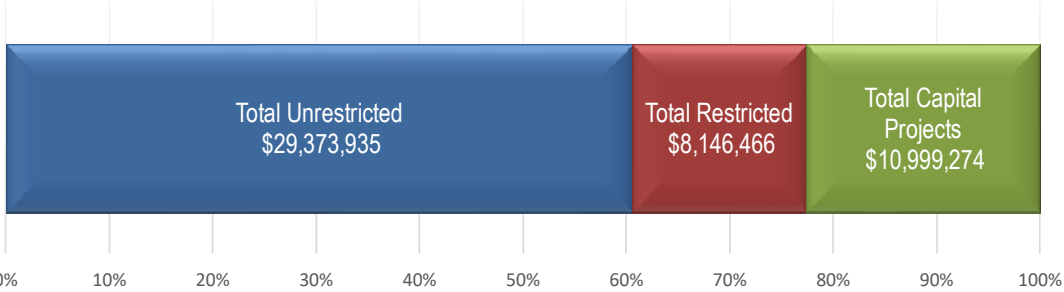
CASH AND INVESTMENTS REPORT

CITY OF SANGER, TEXAS
TOTAL CASH AND INVESTMENTS
 March 31, 2026

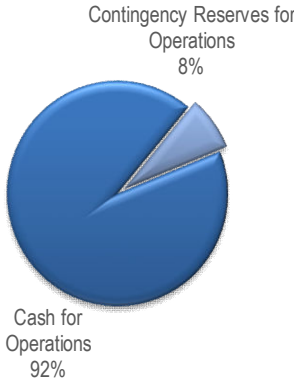
Name	General	Enterprise	Debt Service	Capital Projects	Total
UNRESTRICTED					
Cash for Operations	\$ 22,251,595	\$ 4,832,191	\$ -	\$ -	\$ 27,083,786
Contingency Reserves for Operations	1,148,570	1,141,579	-	-	2,290,149
TOTAL UNRESTRICTED	\$ 23,400,165	\$ 5,973,770	\$ -	\$ -	\$ 29,373,935
RESTRICTED					
Debt Service	\$ -	\$ 357,296	\$ 1,073,146	\$ -	\$ 1,430,442
Water Deposits	-	617,529	-	-	617,529
Equipment Replacement	1,041,819	166,630	-	-	1,208,449
Electric Storm Recovery	-	976,454	-	-	976,454
Hotel Occupancy Tax	429,703	-	-	-	429,703
Grant Funds	181,216	-	-	-	181,216
Keep Sanger Beautiful (KSB)	5,870	-	-	-	5,870
Library	106,639	-	-	-	106,639
Parkland Dedication	119,172	-	-	-	119,172
Roadway Impact	2,836,626	-	-	-	2,836,626
Court Security	21,796	-	-	-	21,796
Court Security/Tech Fund	4,351	-	-	-	4,351
Youth Diversion Fund	22,191	-	-	-	22,191
Child Safety Fee	111,139	-	-	-	111,139
Forfeited Property	4,875	-	-	-	4,875
Donations	70,014	-	-	-	70,014
TOTAL RESTRICTED	\$ 4,955,411	\$ 2,117,909	\$ 1,073,146	\$ -	\$ 8,146,466
CAPITAL PROJECTS					
General Capital Projects	\$ -	\$ -	\$ -	\$ 246,039	\$ 246,039
Enterprise Capital Projects	-	-	-	10,753,235	10,753,235
TOTAL CAPITAL PROJECTS	\$ -	\$ -	\$ -	\$ 10,999,274	\$ 10,999,274
TOTAL CASH AND INVESTMENTS	\$ 28,355,576	\$ 8,091,679	\$ 1,073,146	\$ 10,999,274	\$ 48,519,675

These totals do not include the 4A Corporation and 4B Corporation, which are presented on page 25.

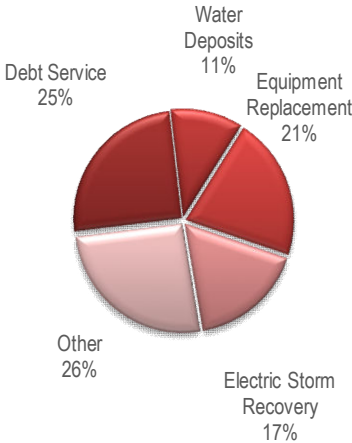
TOTAL CASH & INVESTMENTS



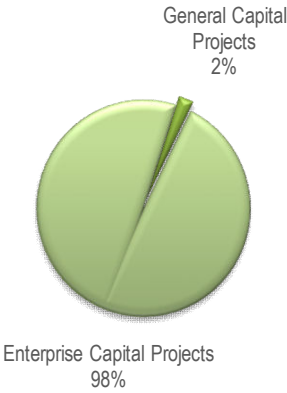
Unrestricted



Restricted



Capital Projects



**GENERAL FUND
CASH AND INVESTMENTS
March 31, 2026**

Name	Acct. #	Maturity	Yield	Prior Period	Current Balance
Pooled Cash	001-00-1000		0.05%	\$ 22,296,506	\$ 21,939,576
Employee Benefits Cash	110-00-1000		0.20%	5,261	5,261
Employee Benefits MM	110-00-1010		0.20%	172,215	73,897
Internal Service Fund	180-00-1000		0.05%	245,417	232,861
OPERATING ACCOUNTS				\$ 22,719,399	\$ 22,251,595
GF Contingency Reserve MM 2487969	001-00-1031		0.20%	\$ 669,285	\$ 670,252
GF Contingency Reserve CD Prosperity	001-00-1039	04/26/26	0.55%	238,155	240,090
GF Contingency Reserve CD 674907	001-00-1043	07/13/26	0.45%	237,556	238,228
CONTINGENCY RESERVE				\$ 1,144,996	\$ 1,148,570
* GF Equipment Replacement MM 2376237	001-00-1032		0.20%	\$ 214,658	\$ 215,356
* GF Equipment Replacement CD 719706	001-00-1033	07/06/26	0.45%	71,389	71,591
* General Storm Recovery Pooled Cash	201-00-1000		0.05%	753,870	754,872
EQUIPMENT REPLACEMENT RESERVES				\$ 1,039,917	\$ 1,041,819
* Hotel Occupancy Tax	050-00-1000			\$ 429,133	\$ 429,703
* Police Grant Fund	320-00-1000			5,071	5,078
* Fire Grant Fund	324-00-1000			174,895	175,217
* Library Grant Fund	342-00-1000			920	921
* Beautification Board - KSB	432-00-1000			5,862	5,870
* Library Restricted for Building Expansion	442-00-1000			49,016	49,081
* Library Building Expansion CD 702994	442-00-1035	01/22/27	0.45%	57,417	57,558
* Parkland Dedication Fund	450-00-1000			119,014	119,172
* Roadway Impact Fee Fund	451-00-1000			2,792,595	2,836,626
* Court Security Restricted Fund	470-00-1000			21,786	21,796
* Youth Diversion Fund	472-00-1000			21,626	22,191
* Court Security/Tech Fund	473-00-1000			3,392	4,351
* Child Safety Fee Fund	475-00-1000			110,968	111,139
* Forfeited Property Fund	480-00-1000			4,868	4,875
* Police Donations	620-00-1000			344	344
* Fire Donations	624-00-1000			25,403	25,436
* Banner Account for Parks	632-00-1000			26,753	26,789
* Library Donations	642-00-1000			17,364	17,445
OTHER				\$ 3,866,427	\$ 3,913,592
TOTAL CASH AND INVESTMENTS				\$ 28,770,739	\$ 28,355,576
TOTAL UNRESTRICTED				\$ 23,864,395	\$ 23,400,165

*Restricted Funds

**ENTERPRISE FUND
CASH AND INVESTMENTS
March 31, 2026**

Name	Acct. #	Maturity	Yield	Prior Period	Current Balance
Pooled Cash	008-00-1000		0.05%	\$ 4,436,032	\$ 4,832,191
OPERATING ACCOUNTS				\$ 4,436,032	\$ 4,832,191
* Pooled Cash	008-00-1000		0.05%	\$ 293,896	\$ 316,563
* Water Deposit CD 2375850	008-00-1041	01/03/27	0.45%	300,966	300,966
WATER DEPOSIT REFUND ACCOUNTS				\$ 594,862	\$ 617,529
* Combined EF Debt Service MM 2376113	008-00-1039		0.20%	356,841	357,296
BOND FUNDS				\$ 356,841	\$ 357,296
EF Contingency Reserve MM 2809753	008-00-1012		0.20%	\$ 667,631	\$ 668,595
EF Contingency Reserve CD 787860	008-00-1014	02/14/26	0.45%	353,080	353,946
EF Reserve CD 642541	008-00-1040	09/25/26	0.45%	118,702	119,038
CONTINGENCY RESERVES				\$ 1,139,413	\$ 1,141,579
* EF Storm Recovery MM	208-00-1033		0.20%	\$ 975,047	\$ 976,454
* EF Equipment Replacement MM 2376202	008-00-1034		0.20%	166,062	166,630
OTHER				\$ 1,157,474	\$ 1,143,084
TOTAL CASH AND INVESTMENTS				\$ 7,684,622	\$ 8,091,679
TOTAL UNRESTRICTED				\$ 5,575,445	\$ 5,973,770

*Restricted Funds

**DEBT SERVICE & CAPITAL PROJECTS
CASH AND INVESTMENTS
March 31, 2026**

DEBT SERVICE FUND

Name	Acct. #	Maturity	Yield	Prior Period	Current Balance
* Pooled Cash	003-00-1000		0.05%	\$ 972,310	\$ 1,008,011
* DSF Money Market 2376105	003-00-1010		0.20%	65,052	65,135
TOTAL RESTRICTED				\$ 1,037,362	\$ 1,073,146

GENERAL CAPITAL PROJECTS FUND

Name	Acct. #	Maturity	Yield	Prior Period	Current
* Pooled Cash	004-00-1000		0.05%	\$ 181,756	\$ 118,575
* 2023C Tax Bond Proceeds	004-00-1014		0.05%	127,301	127,464
TOTAL RESTRICTED				\$ 309,057	\$ 246,039

ENTERPRISE CAPITAL PROJECTS FUND

Name	Acct. #	Maturity	Yield	Prior Period	Current Balance
* Pooled Cash	840-00-1000		0.05%	\$ 3,505,083	\$ 5,772,746
* 2023B Bond Proceeds	840-00-1014		0.20%	1,121,199	1,122,628
* Sewer Capital Improvements MM-10% Rev	840-00-1020		0.20%	1,520,927	1,523,123
* Water Capital Reserve MM 2376156 Tap Fees	840-00-1037		0.20%	601,875	627,388
* Sewer Capital Reserve MM 2380226 Tap Fees	840-00-1038		0.20%	1,672,224	1,707,350
TOTAL RESTRICTED				\$ 8,421,308	\$ 10,753,235

*Restricted Funds

**4A & 4B FUNDS
CASH AND INVESTMENTS
March 31, 2026**

General

Name	Acct. #	Maturity	Yield	Prior Period	Current Balance
* Pooled Cash	41-00-1000		0.05%	\$ 4,183,310	\$ 4,254,558
* Cash NOW 900020693 Prosperity	41-00-1010		0.05%	333,775	333,817
* 4A MM 902551273 Prosperity	41-00-1012		0.20%	2,158,717	2,163,188
* Sanger TX Ind Corp CD 486639	41-00-1013	11/02/26	0.25%	104,049	104,289
TOTAL CASH AND INVESTMENTS				\$ 6,779,851	\$ 6,855,852

4B FUND

Name	Acct. #	Maturity	Yield	Prior Period	Current Balance
* Pooled Cash	42-00-1000		0.05%	\$ 2,068,049	\$ 2,136,486
* Cash MM 2379694	42-00-1010		0.05%	215,810	216,085
* 4B CD 653500	42-00-1013	04/03/26	0.45%	24,391	24,460
* 4B CD 659924	42-00-1014	11/12/26	0.45%	24,202	24,270
* 4B CD 664243	42-00-1015	06/05/26	0.45%	24,235	24,366
* 4B CD 673277	42-00-1016	07/09/26	0.45%	24,311	24,380
* 4B CD 686115	42-00-1017	08/04/26	0.45%	24,320	24,389
* 4B CD 689521	42-00-1018	09/11/26	0.45%	24,304	24,373
* 4B CD 694371	42-00-1019	11/14/26	0.45%	24,307	24,372
* 4B CD 697230	42-00-1020	11/17/26	0.45%	24,378	24,443
* 4B CD 699934	42-00-1021	12/18/26	0.45%	24,152	24,211
* 4B CD 702285	42-00-1022	01/31/27	0.45%	23,948	24,007
* 4B CD 706078	42-00-1023	02/19/26	0.45%	23,999	24,048
* 4B CD 720097	42-00-1024	02/09/26	0.45%	23,862	23,929
* 4B CD 720119	42-00-1025	11/09/26	0.45%	23,808	23,808
TOTAL CASH AND INVESTMENTS				\$ 2,598,076	\$ 2,667,627

*Restricted Funds

**CITY OF SANGER, TEXAS
CASH AND INVESTMENTS
March 31, 2026**

The Monthly Investment Report is in full compliance with the objectives, restrictions, and strategies as set forth in the City of Sanger's Investment Policy and Texas Government Code 2256.023, the Public Funds Investment Act (PFIA).

The City only invests in Money Market accounts and Certificates of Deposit. Interest is paid monthly on all accounts. Therefore, book value and market value are the same and the City does not have accrued interest on its investments.

Ethics Disclosure and Conflicts of Interest

In accordance with the PFIA, investment officers are required to file a disclosure statement with the Texas Ethics Commission and the governing body if:

- a. the officer has a business relationship with a business organization offering to engage in an investment transaction with the City (as defined in 2256.005 (i) (1-3)); or
- b. the officer is related within the second degree by affinity or consanguinity, as determined under Chapter 573 of the Texas Government Code, to an individual seeking to transact investment business with the entity. PFIA 2256.005 (i).



Clayton Gray
Finance Director



John Noblitt
City Manager