

CITY OF SALIDA, COLORADO
CITY SALES TAX AND COUNTY SALES TAX SHARED WITH CITY
June 2024



The City of Salida Sales Tax and Chaffee County Sales Tax report examines tax collections for the month of June 2024, which were remitted to the City of Salida in August 2024.

Summary Results for City and Chaffee County Sales Taxes

June City sales tax collections increased by \$7,042 (0.8%) as compared to June 2023. The City's portion of Chaffee County sales tax collections increased by \$837, a 0.2% increase over June 2023. In total, sales tax receipts are 0.6% higher for June and 3.0% higher year-to-date. Actual collections are 1.2% behind budget year-to-date (budget is spread throughout the year based on historical collection proportions, not evenly).

Current Month							
	June 2024	June 2023	2024 - 2023 \$ Change	2024 - 2023 % Change	June 2024 Budget	2024 Budget \$ Variance	2024 Budget % Variance
3% City Sales Tax	\$ 942,419	\$ 935,377	\$ 7,042	0.8%	\$ 965,837	\$ (23,418)	-2.4%
Shared County Tax	\$ 350,852	\$ 350,016	\$ 837	0.2%	\$ 348,577	\$ 2,275	0.7%
Total	\$ 1,293,272	\$ 1,285,392	\$ 7,879	0.6%	\$ 1,314,414	\$ (21,142)	-1.6%
Year-to-Date							
	Year-to-date 2024	Year-to-date 2023	2024 - 2023 \$ Change	2024 - 2023 % Change	Year-to-date 2024 Budget	2024 Budget \$ Variance	2024 Budget % Variance
3% Sales Tax	\$ 4,674,284	\$ 4,482,436	\$ 191,848	4.3%	\$ 4,744,189	\$ (69,905)	-1.5%
Shared County Tax	\$ 1,648,012	\$ 1,655,322	\$ (7,309)	-0.4%	\$ 1,651,666	\$ (3,654)	-0.2%
Total	\$ 6,322,297	\$ 6,137,758	\$ 184,539	3.0%	\$ 6,395,855	\$ (73,558)	-1.2%

CITY OF SALIDA, COLORADO
CITY SALES TAX AND COUNTY SALES TAX SHARED WITH CITY
MAY 2024



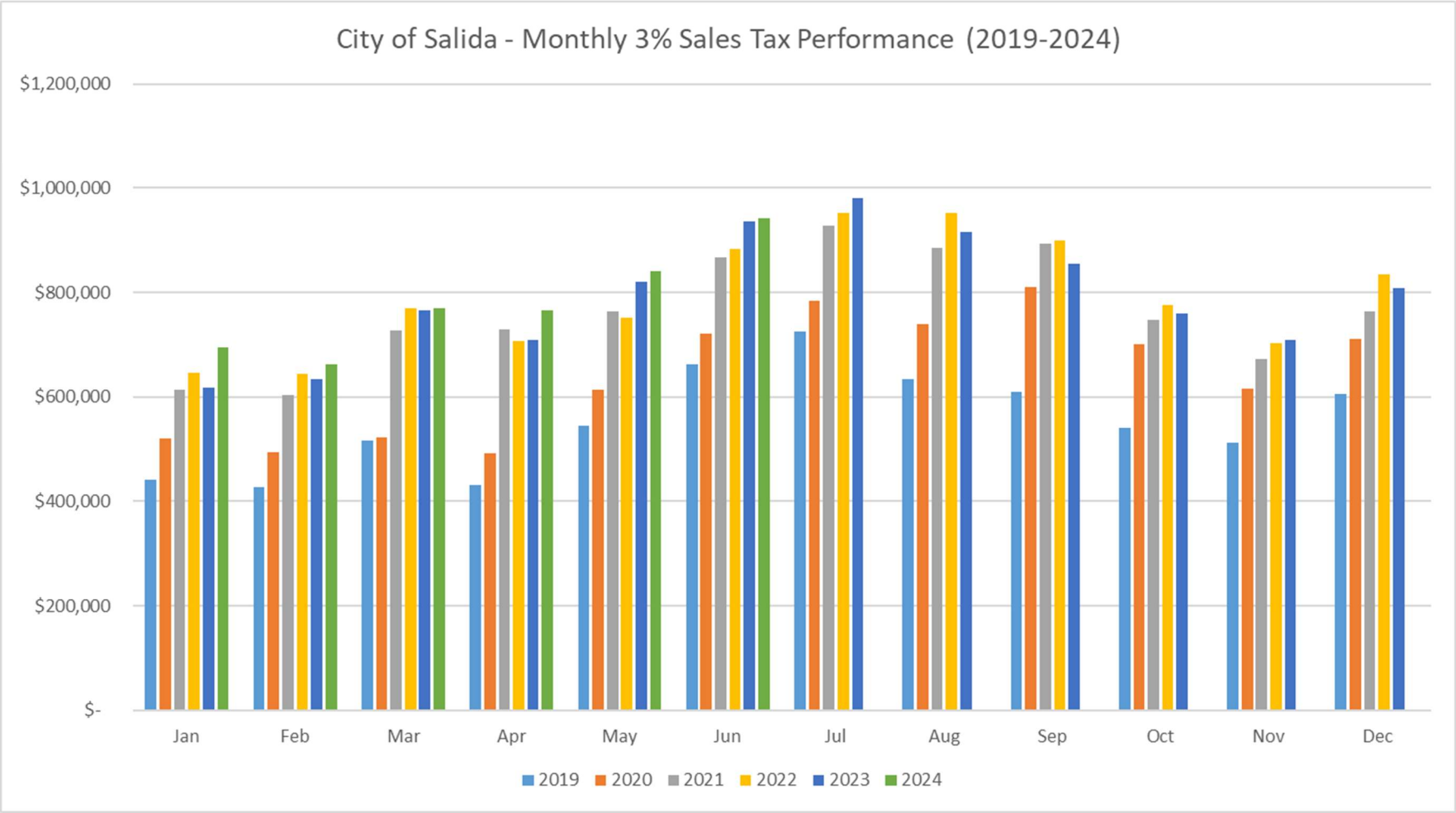
Below is the tracking by NAICS industry sector report for the 3% City sales tax collections in MAY, the state is having problems related to a software update getting the data reports distributed, thus information is not yet available for June year to date. This will be updated when the information is available.

3% City Sales Tax by Industry Sector

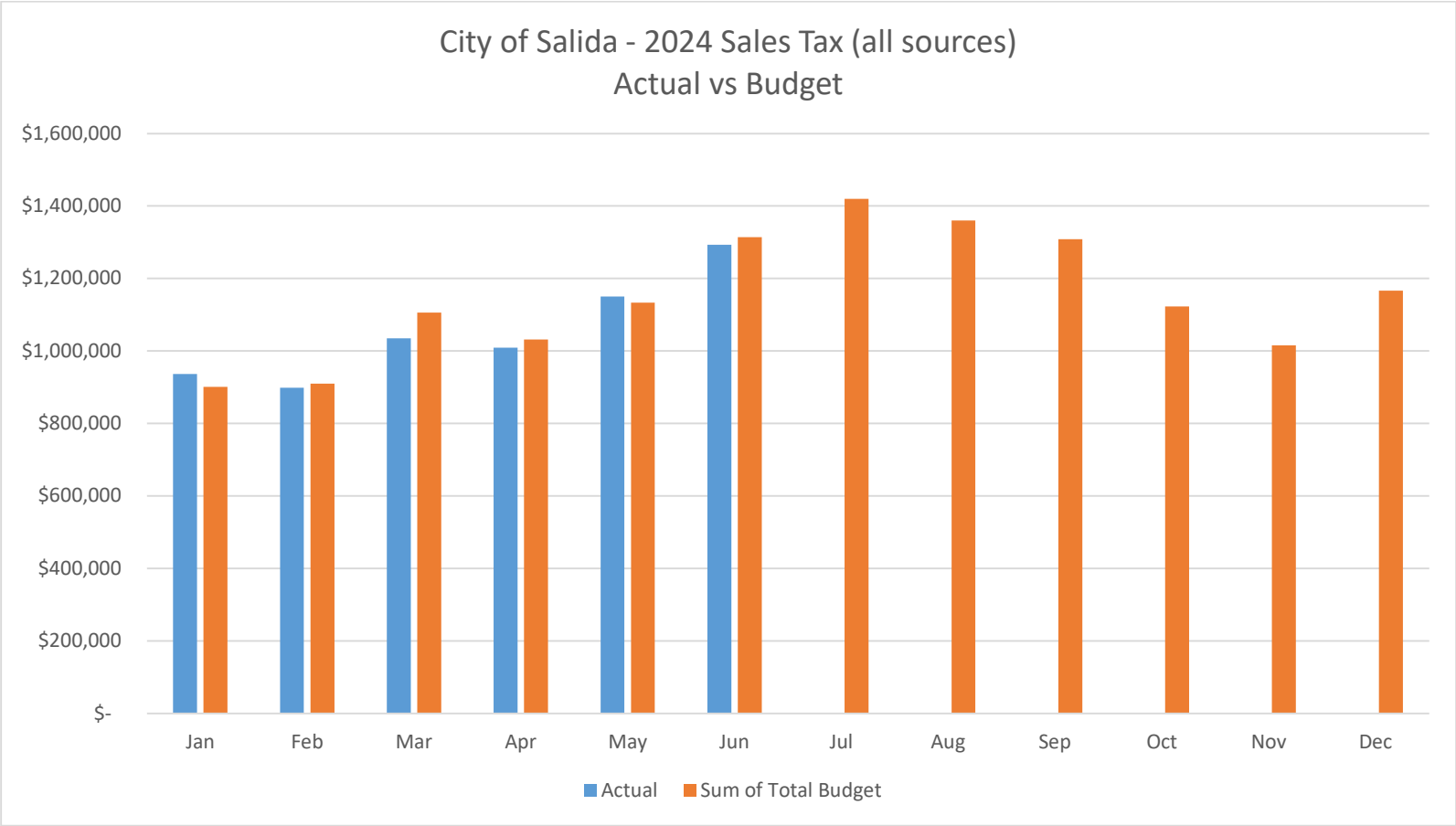
NAICS Sector	Current Month			
	May 2024	May 2023	2024-2023 \$ Change	2024-2023 % Change
Retail Trade	\$ 575,051	\$ 562,173	\$ 12,878	2.3%
Accommodation & Food Service	\$ 162,381	\$ 148,409	\$ 13,972	9.4%
All Other	\$ 35,892	\$ 37,135	\$ (1,243)	-3.3%
Manufacturing	\$ 20,178	\$ 20,043	\$ 135	0.7%
Wholesale Trade	\$ 30,065	\$ 31,250	\$ (1,185)	-3.8%
Information	\$ 10,002	\$ 9,066	\$ 936	10.3%
Construction	\$ 1,872	\$ 5,452	\$ (3,580)	-65.7%
Real Estate, Rental and Leasing	\$ 4,773	\$ 7,603	\$ (2,830)	-37.2%
Total	\$ 840,214	\$ 821,131	\$ 19,083	2.3%

Year to Date			
YTD 2024	YTD 2023	2024-2023 \$ Change	2024-2023 % Change
\$2,575,715	\$ 2,453,874	\$ 121,841	5.0%
\$ 641,383	\$ 594,080	\$ 47,303	8.0%
\$ 192,552	\$ 191,961	\$ 591	0.3%
\$ 82,423	\$ 74,791	\$ 7,632	10.2%
\$ 136,566	\$ 132,027	\$ 4,539	3.4%
\$ 51,964	\$ 48,994	\$ 2,970	6.1%
\$ 25,095	\$ 24,992	\$ 103	0.4%
\$ 26,167	\$ 26,340	\$ (173)	-0.7%
\$3,731,865	\$ 3,547,059	\$ 184,806	5.2%

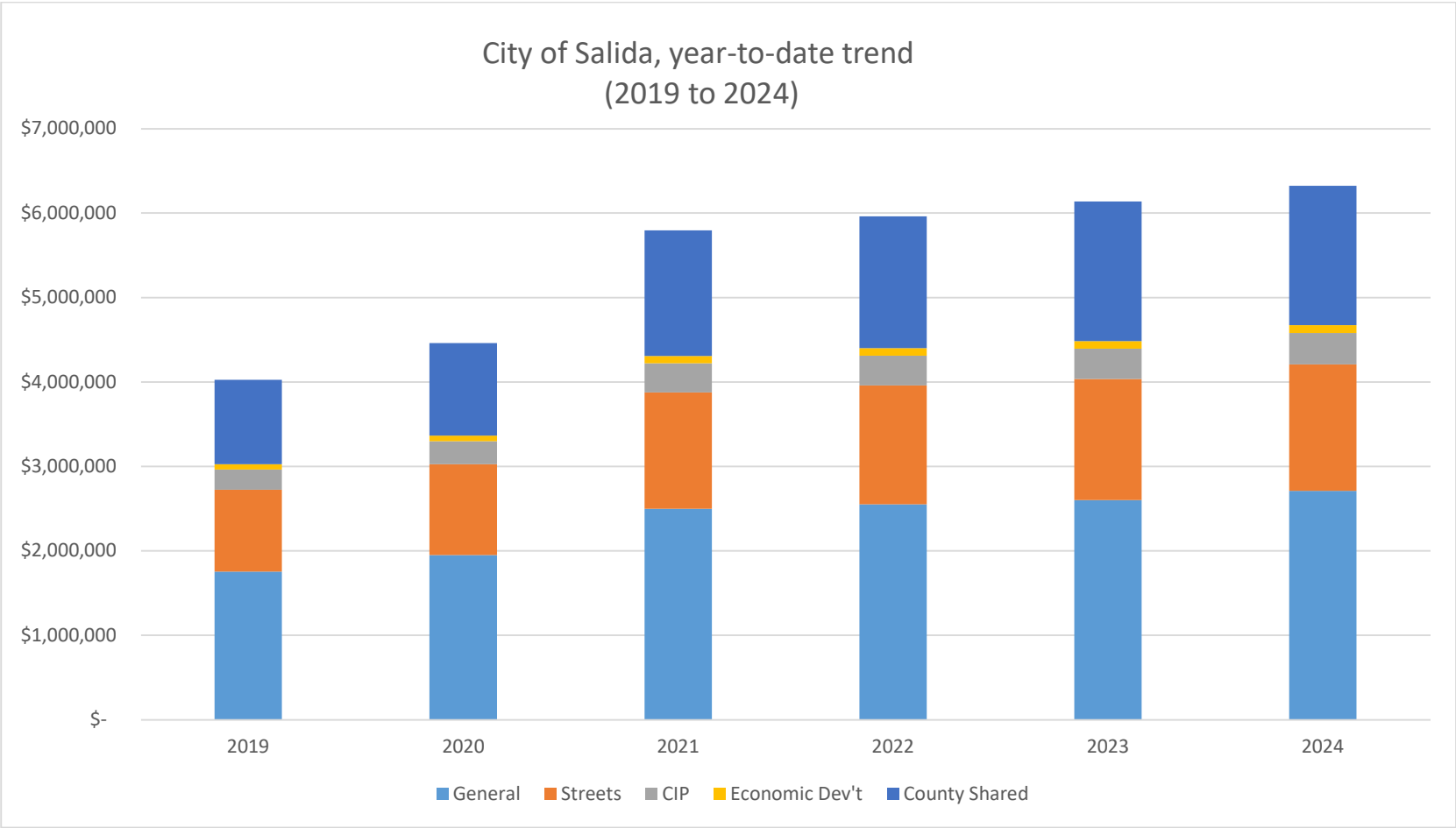
CITY OF SALIDA, COLORADO
CITY SALES TAX AND COUNTY SALES TAX SHARED WITH CITY
JUNE 2024



CITY OF SALIDA, COLORADO
CITY SALES TAX AND COUNTY SALES TAX SHARED WITH CITY
JUNE 2024



CITY OF SALIDA, COLORADO
CITY SALES TAX AND COUNTY SALES TAX SHARED WITH CITY
JUNE 2024



CITY OF SALIDA, COLORADO
CITY SALES TAX AND COUNTY SALES TAX SHARED WITH CITY
MAY 2024 (Data is not available from state to update for June yet)

