



2021 Salida FMP - Update

City Council Presentation

September 20, 2021



Purpose of the Salida FMP

- Update existing multi-year financial plan for the City and its major funds
- Goals
 - ✓ Check and update financial assumptions
 - ✓ Maintain Financial Plan with changing circumstances

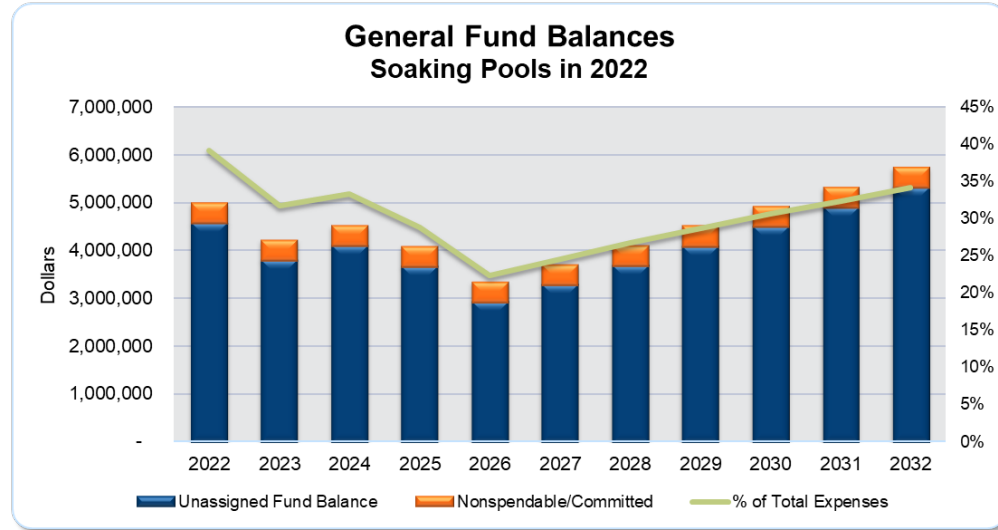


Sales Tax Growth

- Includes Sales tax receipts through July
 - ✓ Approximately 28% over budget
 - ✓ Projecting trend to continue through 2021
- 2022 projections 0% increase over 2021
- 2023 and forward show 3.00% increase in annual receipts
 - ✓ previously was using 4.00%



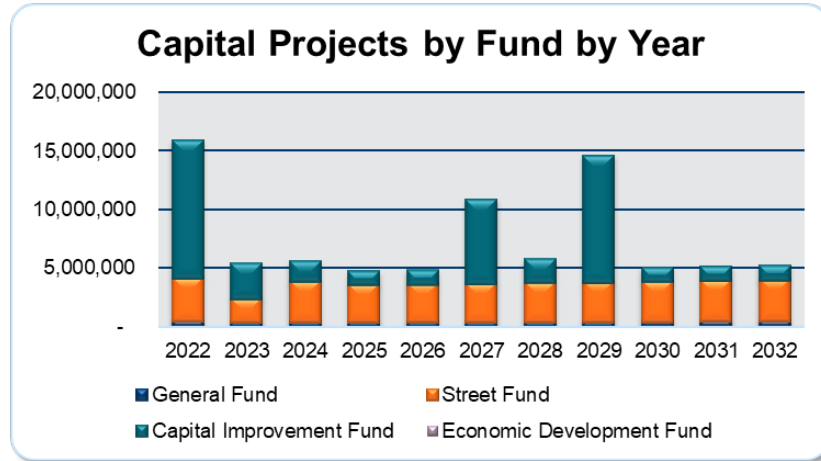
General Fund





Capital Projects

| Capital Projects | 2022 | 2023 | 2024 | 2025 | 2026 | 2027 | 2028 | 2029 | 2030 | 2031 | 2032 |
|------------------------------|-------------------|------------------|------------------|------------------|------------------|-------------------|------------------|-------------------|------------------|------------------|------------------|
| PROJECT COSTS BY FUND | | | | | | | | | | | |
| General Fund | 464,720 | 353,268 | 363,865 | 374,781 | 386,024 | 397,606 | 409,534 | 421,820 | 434,474 | 447,509 | 460,934 |
| Street Fund | 3,690,000 | 2,036,318 | 3,478,972 | 3,226,546 | 3,231,852 | 3,280,330 | 3,329,535 | 3,379,478 | 3,430,170 | 3,481,622 | 3,533,847 |
| Capital Improvement Fund | 11,685,000 | 2,927,138 | 1,688,770 | 1,061,098 | 1,136,266 | 7,107,108 | 1,941,951 | 10,763,355 | 1,143,104 | 1,160,251 | 1,177,654 |
| Economic Development Fund | - | - | - | - | - | - | - | - | - | - | - |
| Total Project Costs | 15,839,720 | 5,316,724 | 5,531,607 | 4,662,425 | 4,754,142 | 10,785,044 | 5,681,020 | 14,564,653 | 5,007,748 | 5,089,382 | 5,172,435 |



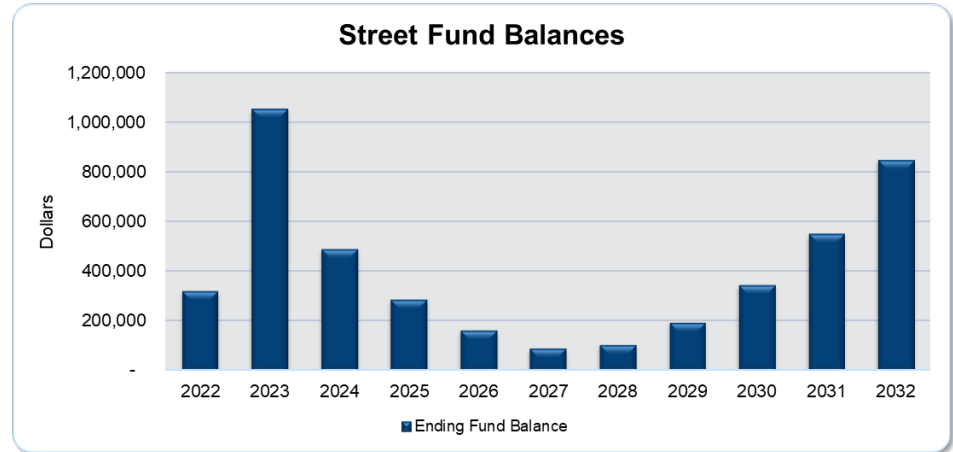
•
•
|



Street Fund

Highlights

- Assumptions:
 - ✓ Eliminated 1.5% inflation factor for 2022
 - ✓ Adjusted 2023 inflation factor to 5.0% only; 1.5% 2024 and beyond
- All projects paid for with sales taxes

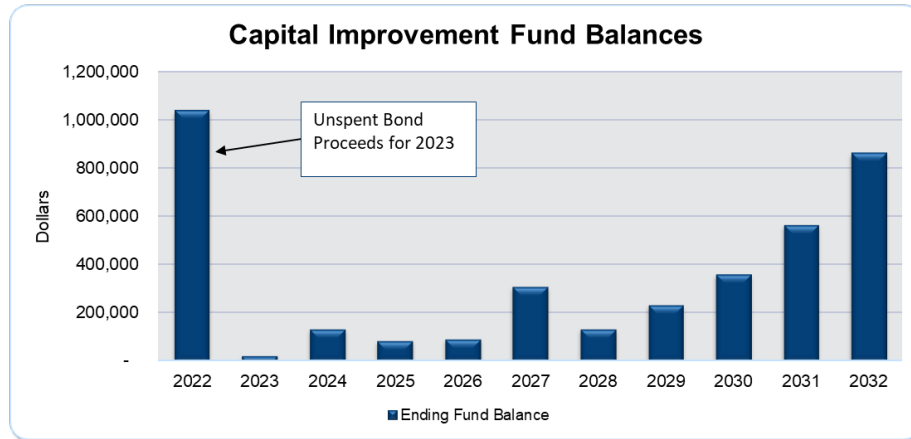




Capital Improvement Fund

Highlights

- Spending outpaces current revenues
 - ✓ Bonding recommended for large projects
- \$8.5M for Fire Station included in 2022, maybe moved to 2023
- Plan still includes additional resources in 2027
- Recommended Borrowings
 - ✓ 2022, 2024, 2027 and 2029





Capital Improvement Fund

Major Projects and Bonding Recommendations

| Bonding Projects | 2021 Dollars | 2022 | 2023 | 2024 | 2027 | 2029 |
|-------------------------------|----------------------|---------------------|-------------------|---------------------|---------------------|---------------------|
| Fire Station Replacement | \$ 8,500,000 | \$ 8,500,000 | \$ - | \$ - | \$ - | \$ - |
| Existing Fire Station Remodel | 1,500,000 | - | - | 1,568,518 | - | - |
| Hot Water Line Replacement | 800,000 | - | 882,000 | - | - | - |
| Fire Equipment Replacement | 1,500,000 | - | - | - | 1,640,165 | - |
| Sports Complex | 4,000,000 | - | - | - | 4,373,773 | - |
| Recreation Center | 8,500,000 | - | - | - | - | 9,575,187 |
| Total Projects | \$ 24,800,000 | \$ 8,500,000 | \$ 882,000 | \$ 1,568,518 | \$ 6,013,938 | \$ 9,575,187 |
| Recommended Bonding | | \$ 9,500,000 | See 2022 | \$ 1,600,000 | \$ 5,250,000 | \$ 9,000,000 |

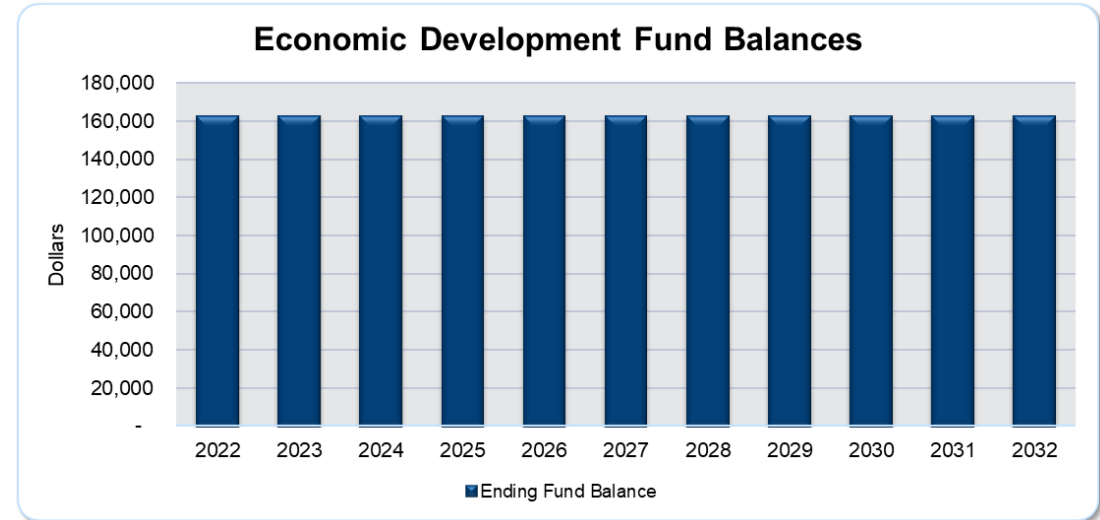
-



Economic Development Fund

Highlights

- Planned annual balanced revenue expenses





Future Considerations

- Generally, finances of City are in good shape
- Capital Improvement spending exceeds current resources
 - ✓ Grants
 - ✓ Revenue Increases
 - 0.5% increase in taxes (approximately \$215 per Res Unit)
 - Begins in 2027
 - Transfers from General Fund phased out by 2026



Contact Information

Bruce Kimmel, Senior Municipal Advisor

Phone: 651-697-8572

E-mail: bkimmel@ehlers-inc.com

Jeanne Vogt, Senior Financial Specialist

Phone: 651-697-8571

E-mail: jvogt@ehlers-inc.com