

CITY OF SALIDA, COLORADO
CITY SALES TAX AND COUNTY SALES TAX SHARED WITH CITY
OCTOBER 2023



The City of Salida Sales Tax and Chaffee County Sales Tax report examines tax collections for the month of October 2023, which were remitted to the City of Salida in December 2023.

Summary Results for City and Chaffee County Sales Taxes

October City sales tax collections decreased by <\$14,930> (-1.9%) as compared to October 2022. The City's portion of Chaffee County sales tax collections increased by \$12,315, a 4.5% increase over October 2022. In total, sales tax receipts are 0.2% lower for October and 1.1% higher year-to-date. Actual collections are ahead of budget by 0.7% year-to-date.

Current Month							
	October 2023	October 2022	2023 - 2022 \$ Change	2023 - 2022 % Change	October 2023 Budget	2023 Budget \$ Variance	2023 Budget % Variance
3% City Sales Tax	\$ 759,915	\$ 774,845	\$ (14,930)	-1.9%	\$ 778,174	\$ (18,259)	-2.3%
Shared County Tax	\$ 287,207	\$ 274,891	\$ 12,315	4.5%	\$ 277,924	\$ 9,283	3.3%
Total	\$ 1,047,122	\$ 1,049,736	\$ (2,615)	-0.2%	\$ 1,056,098	\$ (8,976)	-0.8%
Year to Date							
	YTD 2023	YTD 2022	2023 - 2022 \$ Change	2023 - 2022 % Change	YTD 2023 Budget	2023 Budget \$ Variance	2023 Budget % Variance
3% Sales Tax	\$ 7,992,554	\$ 7,977,359	\$ 15,195	0.2%	\$ 8,046,173	\$ (53,619)	-0.7%
Shared County Tax	\$ 2,996,806	\$ 2,895,630	\$ 101,176	3.5%	\$ 2,871,593	\$ 125,213	4.4%
Total	\$ 10,989,361	\$ 10,872,989	\$ 116,372	1.1%	\$ 10,917,766	\$ 71,595	0.7%

CITY OF SALIDA, COLORADO
CITY SALES TAX AND COUNTY SALES TAX SHARED WITH CITY
OCTOBER 2023



Below is the tracking by NAICS industry sector report for the 3% City sales tax collections.

3% City Sales Tax by Industry Sector

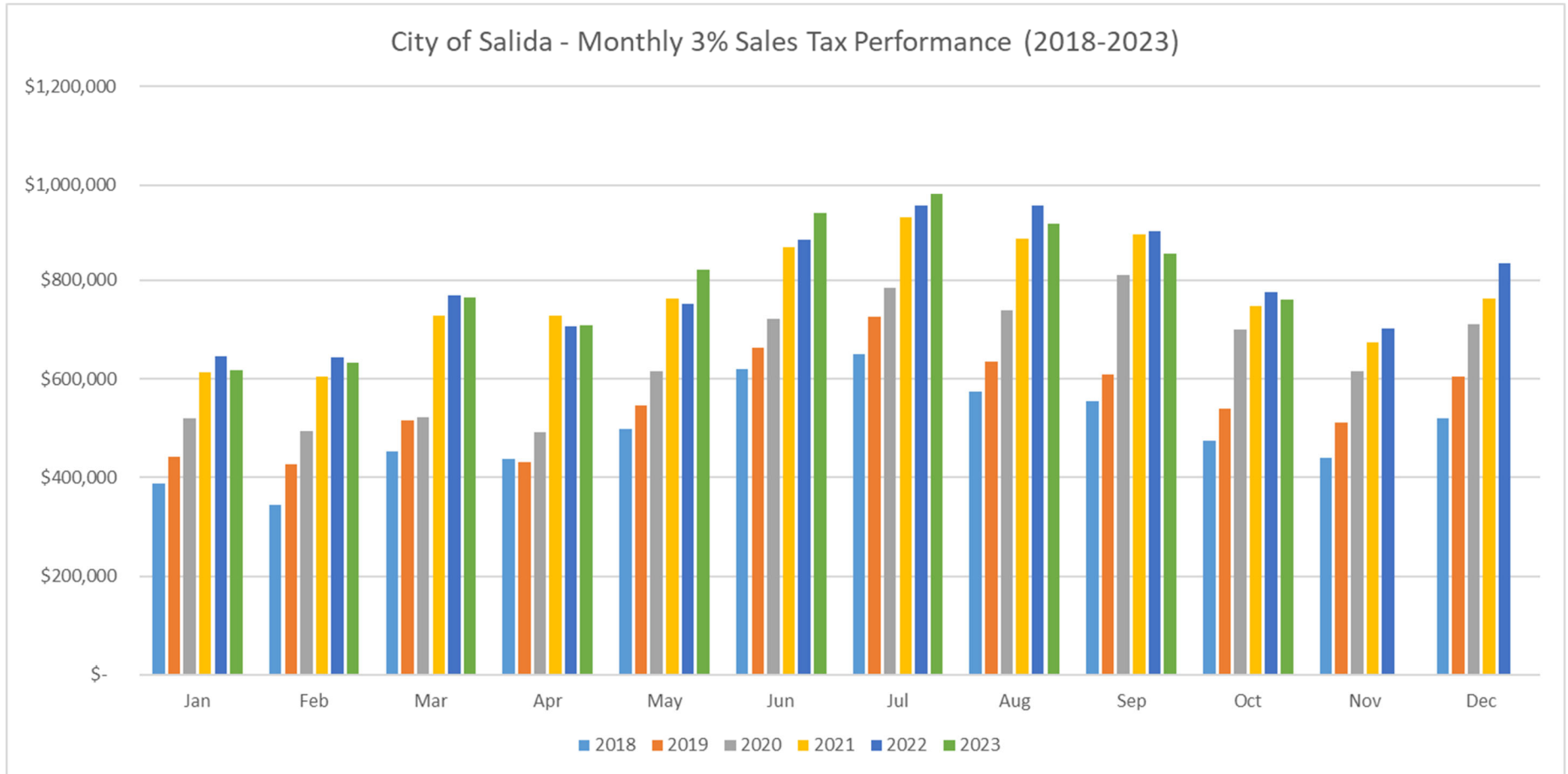
Current Month

NAICS Sector	October 2023	October 2022	2023-2022 \$ Change	2023-2022 % Change
Retail Trade	\$ 523,416	\$ 528,335	\$ (4,919)	-0.9%
Accommodation and Food Services	\$ 134,302	\$ 126,786	\$ 7,516	5.9%
Wholesale Trade	\$ 29,549	\$ 25,404	\$ 4,145	16.3%
Manufacturing	\$ 12,132	\$ 22,027	\$ (9,895)	-44.9%
Information	\$ 11,316	\$ 10,375	\$ 941	9.1%
Real Estate, Rental & Leasing	\$ 7,142	\$ 7,522	\$ (380)	-5.1%
Construction	\$ 10,737	\$ 15,525	\$ (4,788)	-30.8%
All Other	\$ 31,321	\$ 38,871	\$ (7,550)	-19.4%
Total	\$ 759,915	\$ 774,845	\$ (14,930)	-1.9%

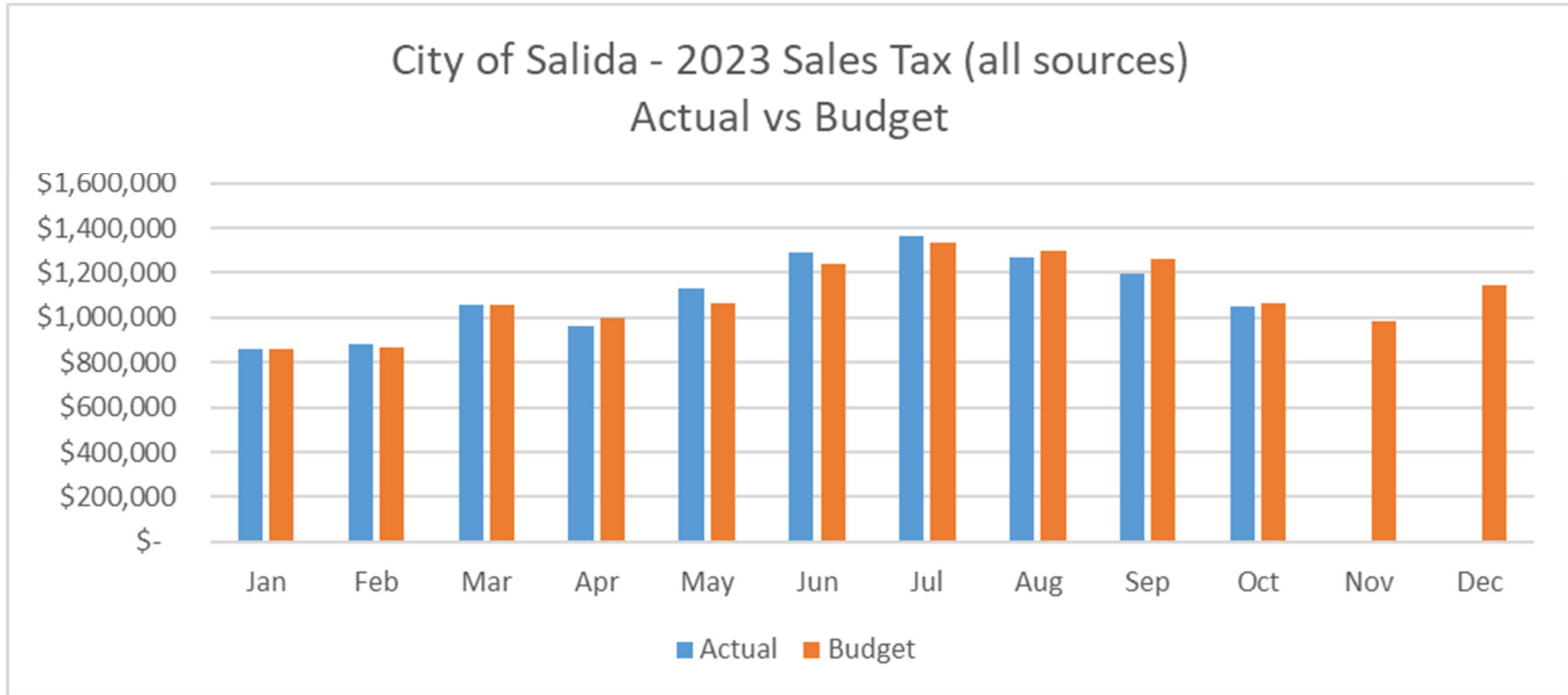
Year to Date

NAICS Sector	YTD 2023	YTD 2022	2023-2022 \$ Change	2023-2022 % Change
Retail Trade	\$ 5,358,704	\$ 5,236,704	\$ 122,000	2.3%
Accommodation and Food Services	\$ 1,534,831	\$ 1,497,187	\$ 37,644	2.5%
Wholesale Trade	\$ 296,860	\$ 264,561	\$ 32,299	12.2%
Manufacturing	\$ 168,435	\$ 257,870	\$ (89,435)	-34.7%
Information	\$ 100,104	\$ 100,243	\$ (139)	-0.1%
Real Estate, Rental & Leasing	\$ 84,561	\$ 89,035	\$ (4,474)	-5.0%
Construction	\$ 53,866	\$ 125,318	\$ (71,452)	-57.0%
All Other	\$ 395,193	\$ 406,441	\$ (11,248)	-2.8%
Total	\$ 7,992,554	\$ 7,977,359	\$ 15,195	0.2%

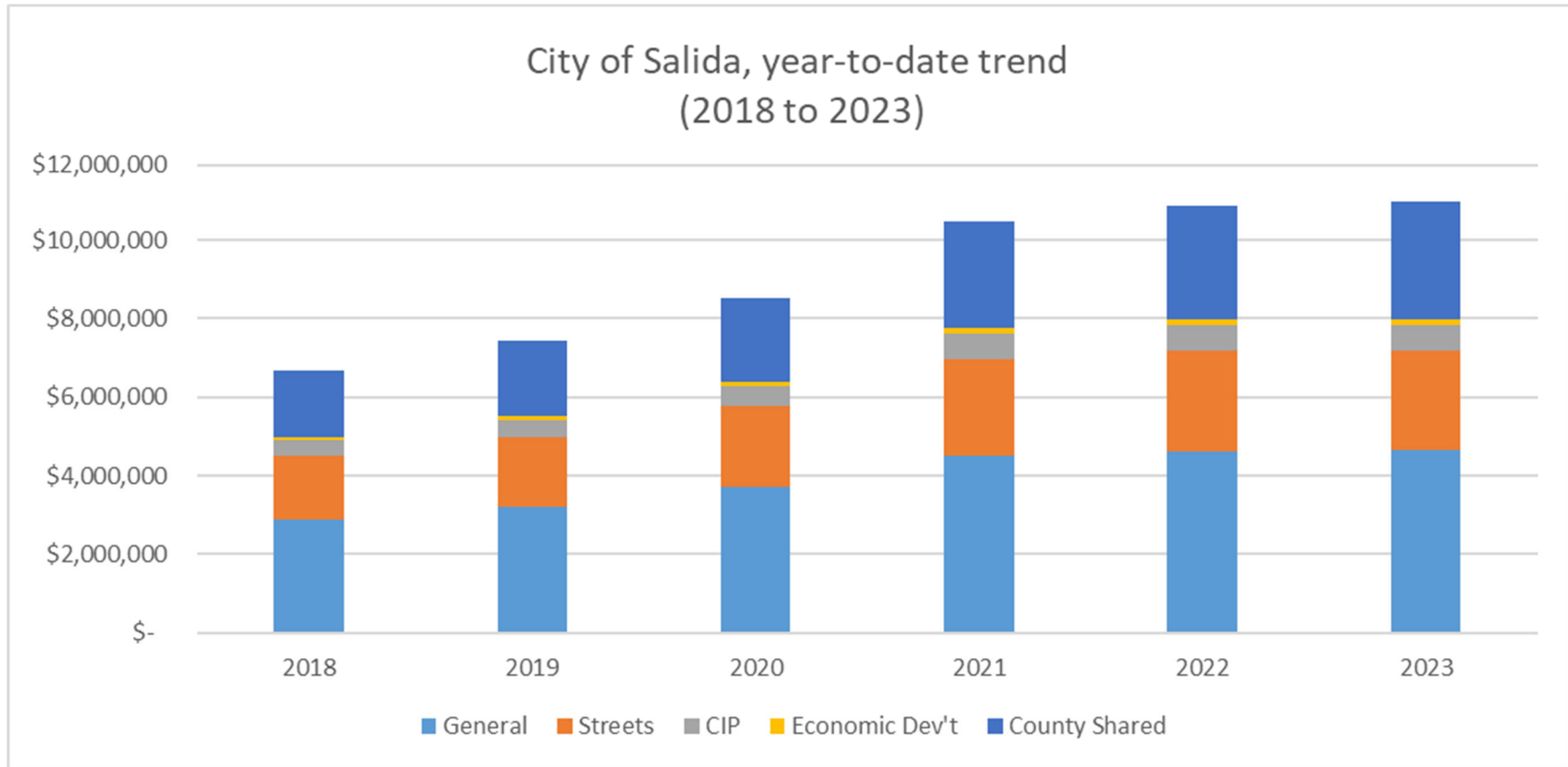
CITY OF SALIDA, COLORADO
CITY SALES TAX AND COUNTY SALES TAX SHARED WITH CITY
OCTOBER 2023



CITY OF SALIDA, COLORADO
CITY SALES TAX AND COUNTY SALES TAX SHARED WITH CITY
OCTOBER 2023



CITY OF SALIDA, COLORADO
CITY SALES TAX AND COUNTY SALES TAX SHARED WITH CITY
OCTOBER 2023



CITY OF SALIDA, COLORADO
CITY SALES TAX AND COUNTY SALES TAX SHARED WITH CITY
OCTOBER 2023

