

CITY OF SALIDA, COLORADO
CITY SALES TAX AND COUNTY SALES TAX SHARED WITH CITY
AUGUST 2022



The City of Salida Sales Tax and Chaffee County Sales Tax report examines tax collections for the month of August 2022, which were remitted to the City of Salida in October 2022.

Summary Results for City and Chaffee County Sales Taxes

August City sales tax collections increased by \$66,645 (7.5%) as compared to August 2021. The City's portion of Chaffee County sales tax collections increased by \$47,189, a 15.1% increase over August 2021. In total, sales tax receipts are 9.5% higher for August and 4.1% higher year-to-date. Actual collections are ahead of budget by 3.2% year-to-date.

Current Month

	August 2022	August 2021	2022 - 2021 \$ Change	2022 - 2021 % Change	August 2022 Budget	2022 Budget \$ Variance	2022 Budget % Variance
3% City Sales Tax	\$ 950,906	\$ 884,262	\$ 66,645	7.5%	\$ 916,521	\$ 34,385	3.8%
Shared County Tax	\$ 360,326	\$ 313,138	\$ 47,189	15.1%	\$ 320,182	\$ 40,144	12.5%
Total	\$ 1,311,233	\$ 1,197,400	\$ 113,833	9.5%	\$ 1,236,703	\$ 74,530	6.0%

Year to Date

	YTD 2022	YTD 2021	2022 - 2021 \$ Change	2022 - 2021 % Change	YTD 2022 Budget	2022 Budget \$ Variance	2022 Budget % Variance
3% Sales Tax	\$ 6,302,411	\$ 6,118,950	\$ 183,461	3.0%	\$ 6,249,110	\$ 53,301	0.9%
Shared County Tax	\$ 2,286,182	\$ 2,134,754	\$ 151,428	7.1%	\$ 2,074,030	\$ 212,151	10.2%
Total	\$ 8,588,593	\$ 8,253,704	\$ 334,889	4.1%	\$ 8,323,140	\$ 265,453	3.2%

CITY OF SALIDA, COLORADO
CITY SALES TAX AND COUNTY SALES TAX SHARED WITH CITY
AUGUST 2022

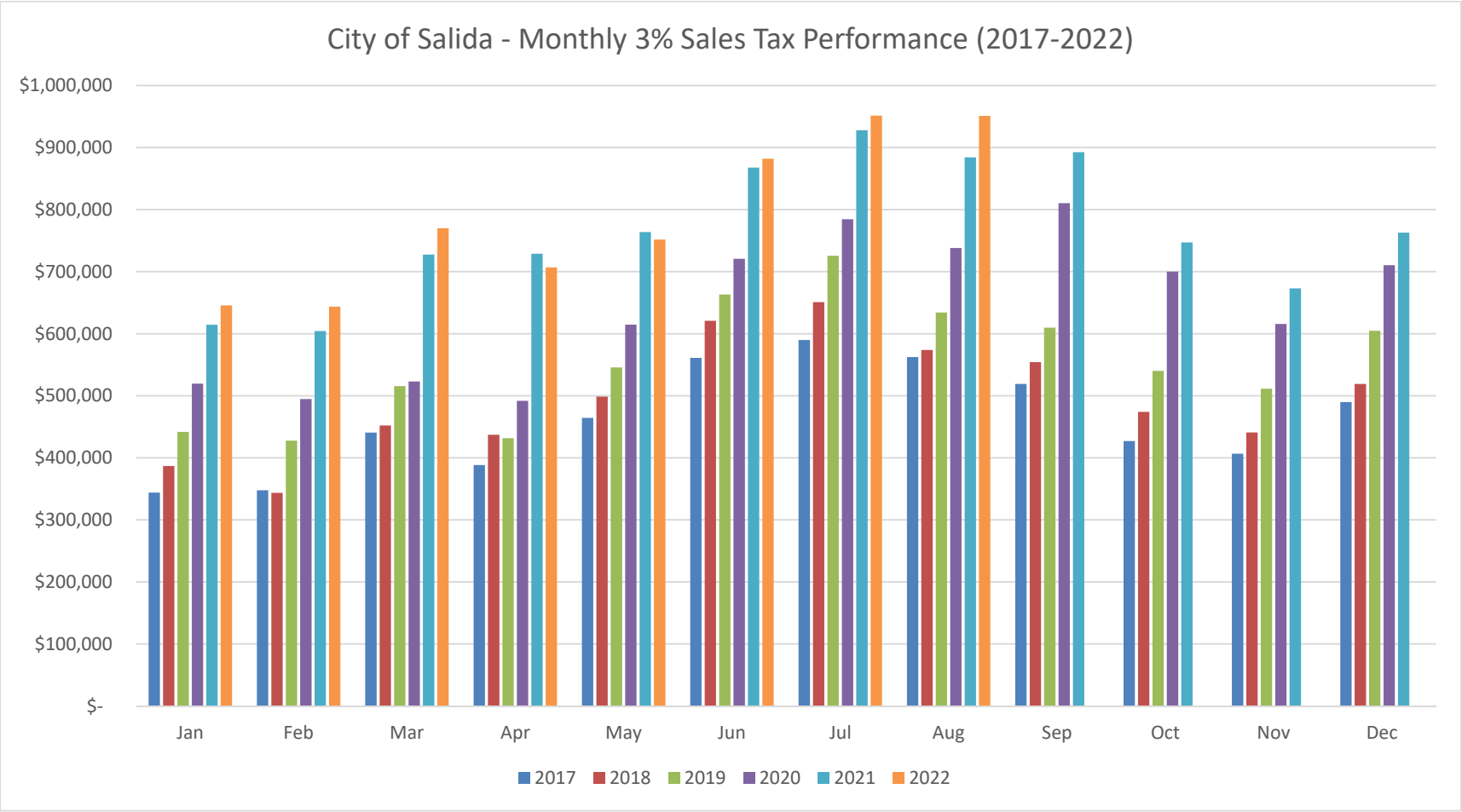


Below is the tracking by NAICS industry sector report for the 3% City sales tax collections.

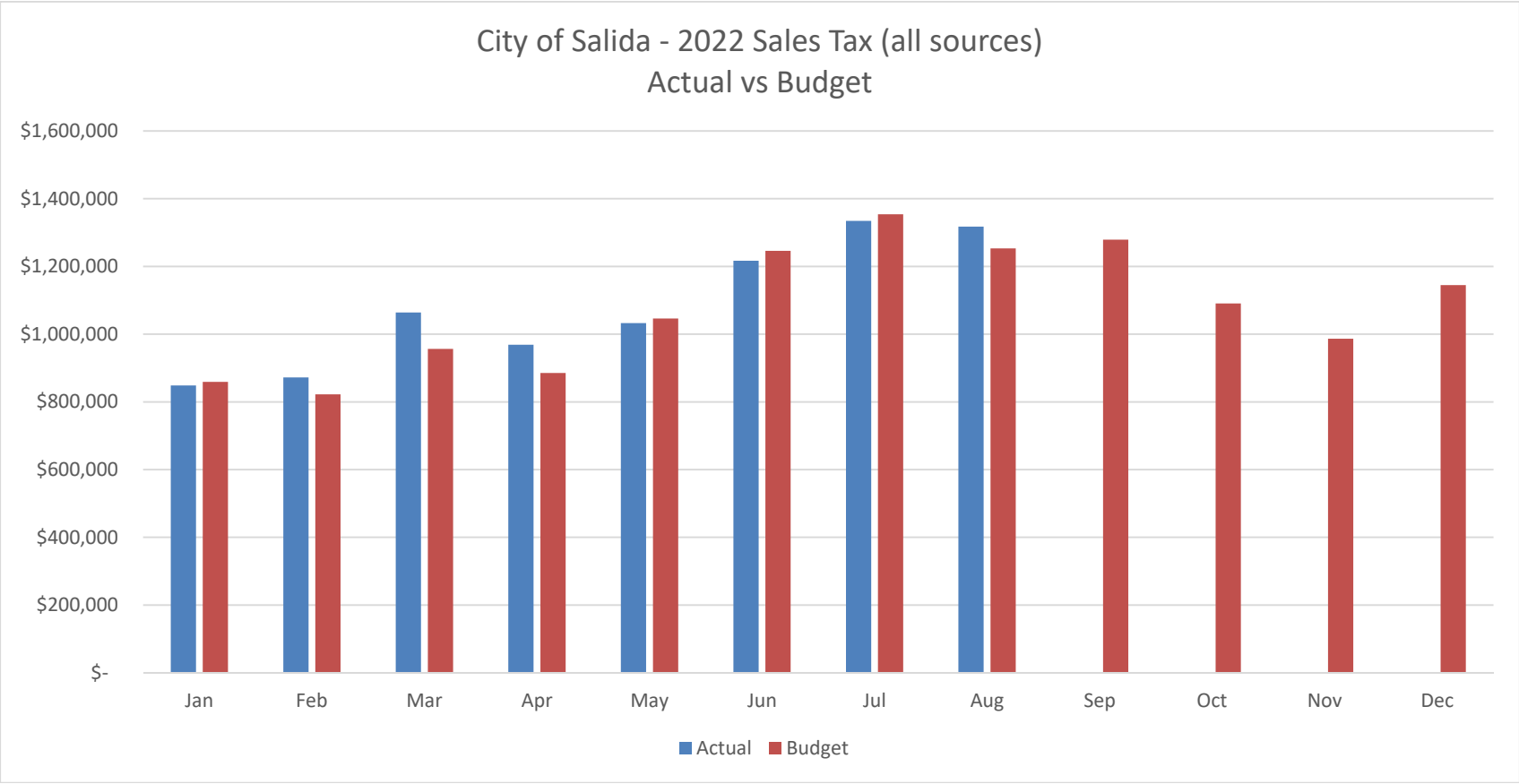
3% City Sales Tax by Industry Sector

Current Month					Year to Date			
NAICS Sector	August 2022	August 2021	2022-2021 \$ Change	2022-2021 % Change	YTD 2022	YTD 2021	2022-2021 \$ Change	2022-2021 % Change
Retail Trade	\$639,364	\$578,091	\$ 61,273	10.6%	\$4,123,168	\$4,132,683	\$ (9,515)	-0.2%
Accommodation and Food Services	\$177,116	\$186,775	\$ (9,659)	-5.2%	\$1,196,506	\$1,164,229	\$ 32,277	2.8%
Manufacturing	\$ 26,834	\$ 23,276	\$ 3,558	15.3%	\$ 218,604	\$ 179,249	\$ 39,355	22.0%
Wholesale Trade	\$ 27,245	\$ 28,917	\$ (1,672)	-5.8%	\$ 204,079	\$ 176,306	\$ 27,773	15.8%
Construction	\$ 11,678	\$ 15,094	\$ (3,416)	-22.6%	\$ 96,067	\$ 89,249	\$ 6,818	7.6%
Information	\$ 10,466	\$ 7,957	\$ 2,509	31.5%	\$ 78,332	\$ 55,490	\$ 22,842	41.2%
Real Estate, Rental & Leasing	\$ 11,826	\$ 4,635	\$ 7,191	155.1%	\$ 67,520	\$ 32,403	\$ 35,117	108.4%
All Other	\$ 46,377	\$ 39,517	\$ 6,861	17.4%	\$ 318,135	\$ 289,341	\$ 28,794	10.0%
Total	\$950,906	\$884,262	\$ 66,645	7.5%	\$6,302,411	\$6,118,950	\$ 183,461	3.0%

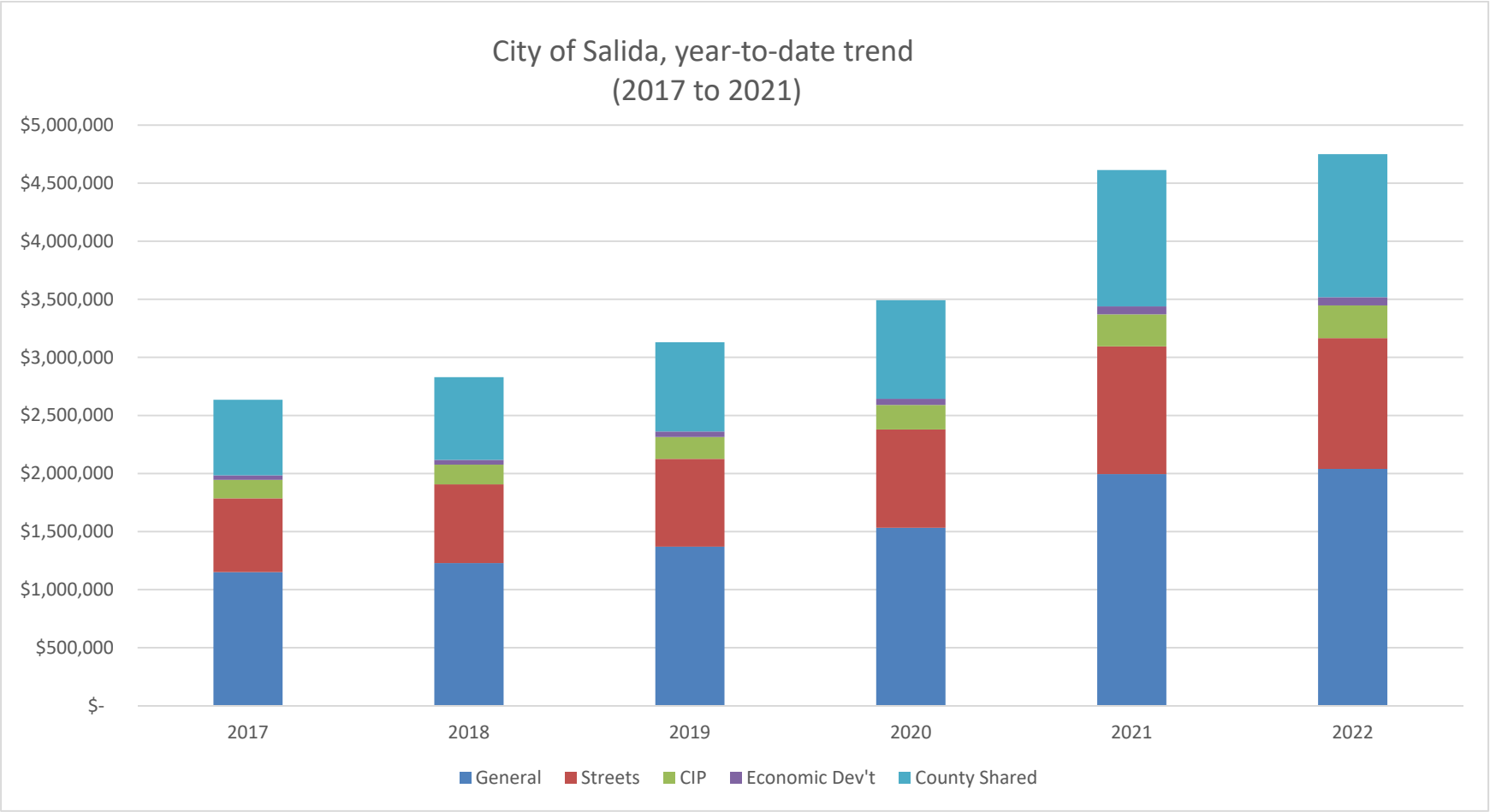
CITY OF SALIDA, COLORADO
CITY SALES TAX AND COUNTY SALES TAX SHARED WITH CITY
AUGUST 2022



CITY OF SALIDA, COLORADO
CITY SALES TAX AND COUNTY SALES TAX SHARED WITH CITY
AUGUST 2022



CITY OF SALIDA, COLORADO
CITY SALES TAX AND COUNTY SALES TAX SHARED WITH CITY
AUGUST 2022



CITY OF SALIDA, COLORADO
CITY SALES TAX AND COUNTY SALES TAX SHARED WITH CITY
AUGUST 2022

