

CITY OF SALIDA, COLORADO
CITY SALES TAX AND COUNTY SALES TAX SHARED WITH CITY
JULY 2022



The City of Salida Sales Tax and Chaffee County Sales Tax report examines tax collections for the month of July 2022, which were remitted to the City of Salida in September 2022.

Summary Results for City and Chaffee County Sales Taxes

July City sales tax collections increased by \$23,585 (2.5%) as compared to July 2021. The City's portion of Chaffee County sales tax collections increased by \$32,744, a 9.8% increase over July 2021. In total, sales tax receipts are 4.5% higher for June and 3.1% higher year-to-date. Actual collections are ahead of budget by 2.7% year-to-date.

Current Month

	July 2022	July 2021	2022 - 2021 \$ Change	2022 - 2021 % Change	July 2022 Budget	2022 Budget \$ Variance	2022 Budget % Variance
3% City Sales Tax	\$ 951,537	\$ 927,952	\$ 23,585	2.5%	\$ 994,627	\$ (43,090)	-4.3%
Shared County Tax	\$ 365,891	\$ 333,147	\$ 32,744	9.8%	\$ 342,091	\$ 23,801	7.0%
Total	\$ 1,317,428	\$ 1,261,099	\$ 56,329	4.5%	\$ 1,336,717	\$ (19,289)	-1.4%

Year to Date

	YTD 2022	YTD 2021	2022 - 2021 \$ Change	2022 - 2021 % Change	YTD 2022 Budget	2022 Budget \$ Variance	2022 Budget % Variance
3% Sales Tax	\$ 5,351,505	\$ 5,234,688	\$ 116,817	2.2%	\$ 5,332,589	\$ 18,916	0.4%
Shared County Tax	\$ 1,925,855	\$ 1,821,616	\$ 104,240	5.7%	\$ 1,753,848	\$ 172,007	9.8%
Total	\$ 7,277,360	\$ 7,056,304	\$ 221,056	3.1%	\$ 7,086,437	\$ 190,923	2.7%

CITY OF SALIDA, COLORADO
CITY SALES TAX AND COUNTY SALES TAX SHARED WITH CITY
July 2022

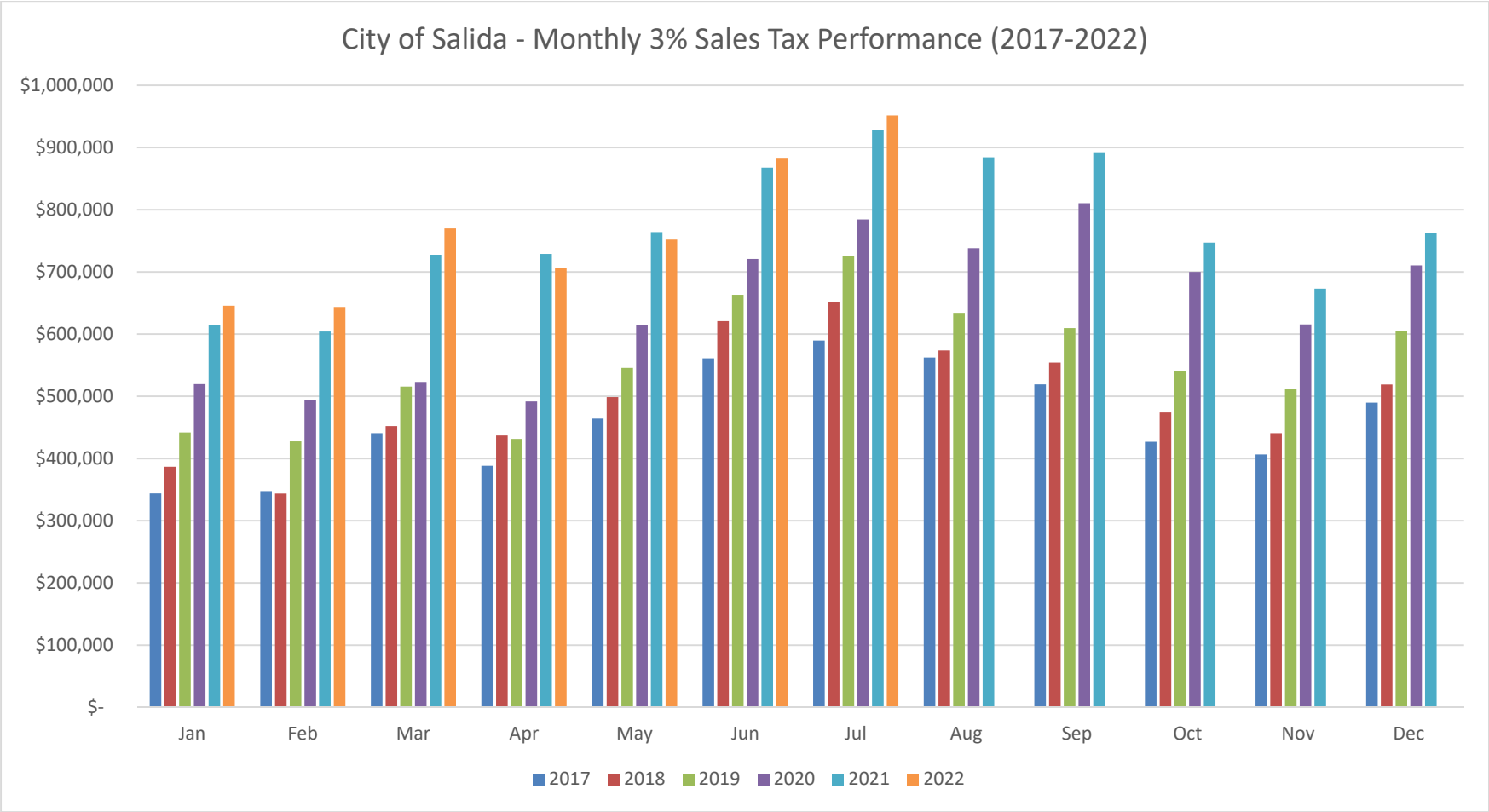


Below is the tracking by NAICS industry sector report for the 3% City sales tax collections.

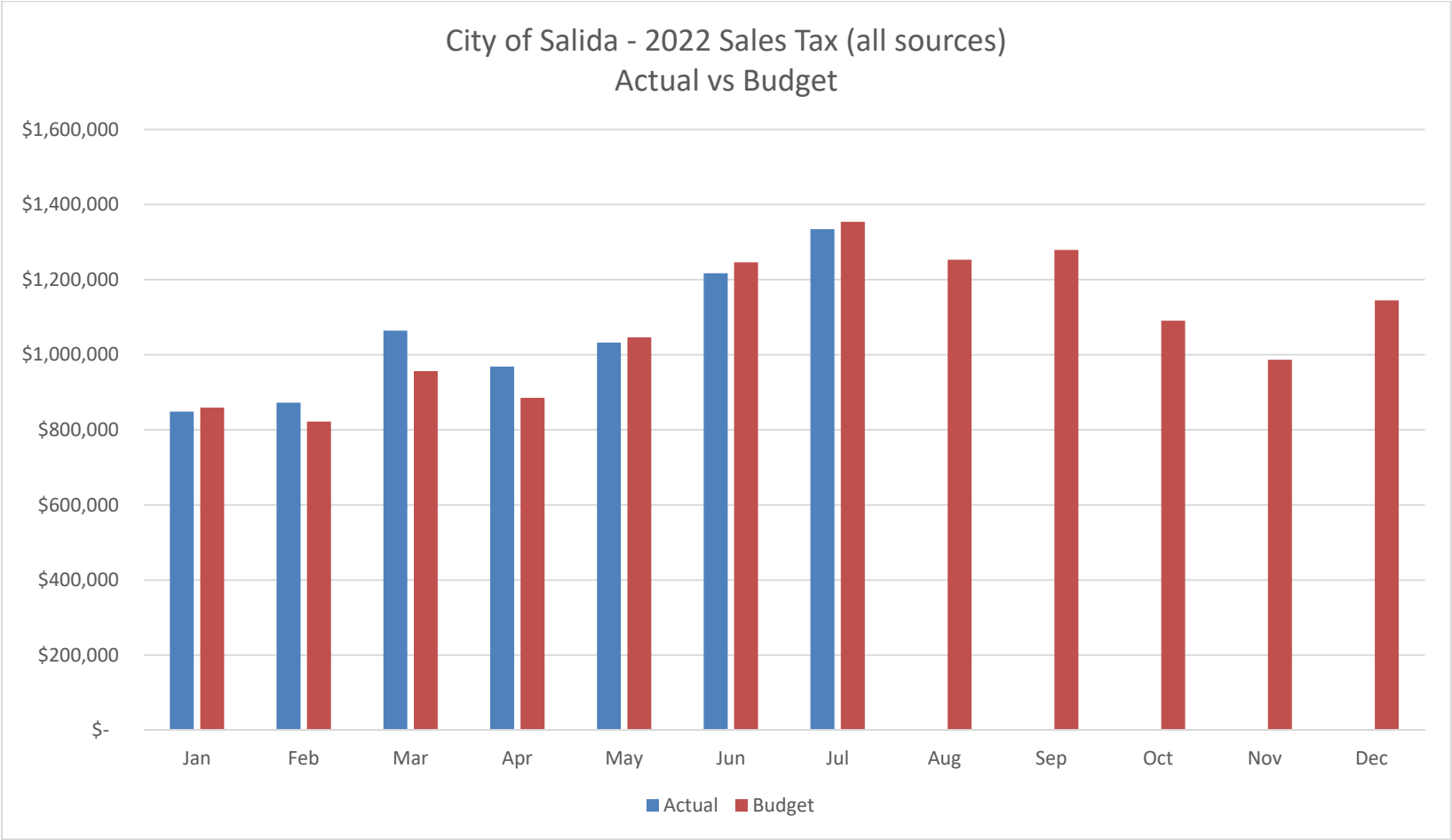
3% City Sales Tax by Industry Sector

Current Month					Year to Date			
NAICS Sector	July 2022	July 2021	2022-2021 \$ Change	2022-2021 % Change	YTD 2022	YTD 2021	2022-2021 \$ Change	2022-2021 % Change
Retail Trade	\$605,190	\$ 569,708	\$ 35,482	6.2%	\$3,483,804	\$ 3,554,591	\$ (70,787)	-2.0%
Accommodation and Food Services	\$218,810	\$ 249,161	\$ (30,351)	-12.2%	\$1,019,389	\$ 977,454	\$ 41,935	4.3%
Manufacturing	\$ 24,650	\$ 22,745	\$ 1,905	8.4%	\$ 191,770	\$ 155,973	\$ 35,797	23.0%
Wholesale Trade	\$ 23,409	\$ 24,004	\$ (595)	-2.5%	\$ 176,834	\$ 147,389	\$ 29,445	20.0%
Construction	\$ 12,092	\$ 8,471	\$ 3,621	42.7%	\$ 84,389	\$ 74,155	\$ 10,234	13.8%
Information	\$ 8,902	\$ 7,295	\$ 1,607	22.0%	\$ 67,866	\$ 47,533	\$ 20,333	42.8%
Real Estate, Rental & Leasing	\$ 13,367	\$ 5,851	\$ 7,516	128.5%	\$ 55,693	\$ 27,768	\$ 27,925	100.6%
All Other	\$ 45,117	\$ 40,717	\$ 4,400	10.8%	\$ 271,760	\$ 249,825	\$ 21,935	8.8%
Total	\$951,537	\$ 927,952	\$ 23,585	2.5%	\$5,351,505	\$ 5,234,688	\$ 116,817	2.2%

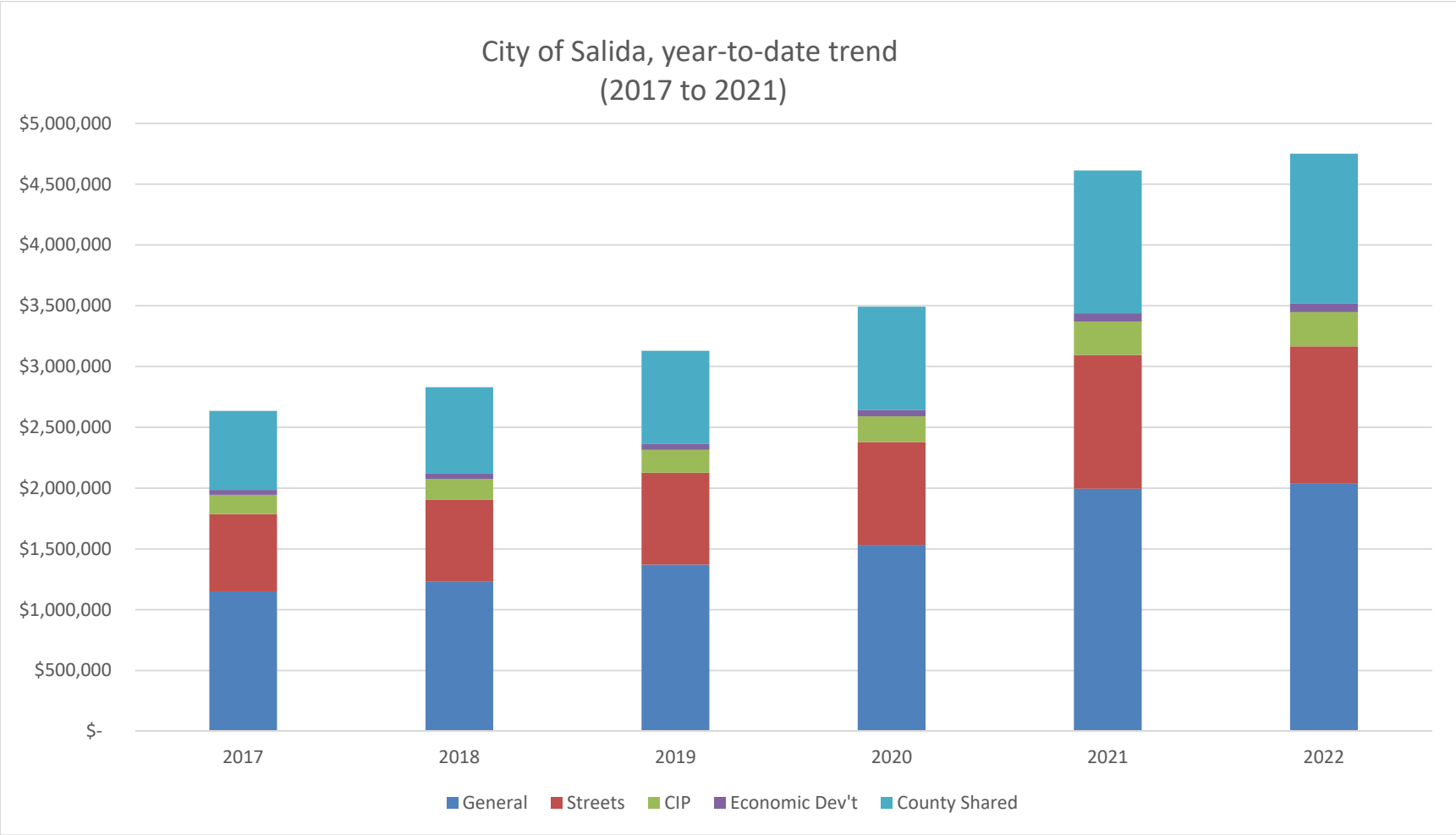
CITY OF SALIDA, COLORADO
CITY SALES TAX AND COUNTY SALES TAX SHARED WITH CITY
JULY 2022



CITY OF SALIDA, COLORADO
CITY SALES TAX AND COUNTY SALES TAX SHARED WITH CITY
JULY 2022



CITY OF SALIDA, COLORADO
CITY SALES TAX AND COUNTY SALES TAX SHARED WITH CITY
JULY 2022



CITY OF SALIDA, COLORADO
CITY SALES TAX AND COUNTY SALES TAX SHARED WITH CITY
JULY 2022

