

CITY OF SALIDA, COLORADO
CITY SALES TAX AND COUNTY SALES TAX SHARED WITH CITY
FEBRUARY 2024



The City of Salida Sales Tax and Chaffee County Sales Tax report examines tax collections for the month of February 2024, which were remitted to the City of Salida in April 2024.

Summary Results for City and Chaffee County Sales Taxes

February City sales tax collections increased by \$27,557 (4.3%) as compared to February 2023. The City's portion of Chaffee County sales tax collections decreased by \$92, a 0.0% decrease over February 2023. In total, sales tax receipts are 3.2% higher for February and 6.5% higher year-to-date. Actual collections are ahead of budget by 1.3% year-to-date (budget is spread throughout the year based on historical collection proportions, not evenly).

Current Month							
	February 2024	February 2023	2024 - 2023 \$ Change	2024 - 2023 % Change	February 2024 Budget	2024 Budget \$ Variance	2024 Budget % Variance
3% City Sales Tax	\$ 661,263	\$ 633,706	\$ 27,557	4.3%	\$ 676,826	\$ (15,563)	-2.3%
Shared County Tax	\$ 237,022	\$ 237,114	\$ (92)	0.0%	\$ 232,775	\$ 4,247	1.8%
Total	\$ 898,286	\$ 870,820	\$ 27,465	3.2%	\$ 909,601	\$ (11,315)	-1.2%
Year-to-Date							
	Year-to-date 2024	Year-to-date 2023	2024 - 2023 \$ Change	2024 - 2023 % Change	Year-to-date 2024 Budget	2024 Budget \$ Variance	2024 Budget % Variance
3% Sales Tax	\$ 1,355,383	\$ 1,251,645	\$ 103,738	8.3%	\$ 1,352,293	\$ 3,090	0.2%
Shared County Tax	\$ 479,220	\$ 470,974	\$ 8,246	1.8%	\$ 458,614	\$ 20,606	4.5%
Total	\$ 1,834,603	\$ 1,722,619	\$ 111,983	6.5%	\$ 1,810,907	\$ 23,696	1.3%

CITY OF SALIDA, COLORADO
CITY SALES TAX AND COUNTY SALES TAX SHARED WITH CITY
FEBRUARY 2024



Below is the tracking by NAICS industry sector report for the 3% City sales tax collections.

3% City Sales Tax by Industry Sector

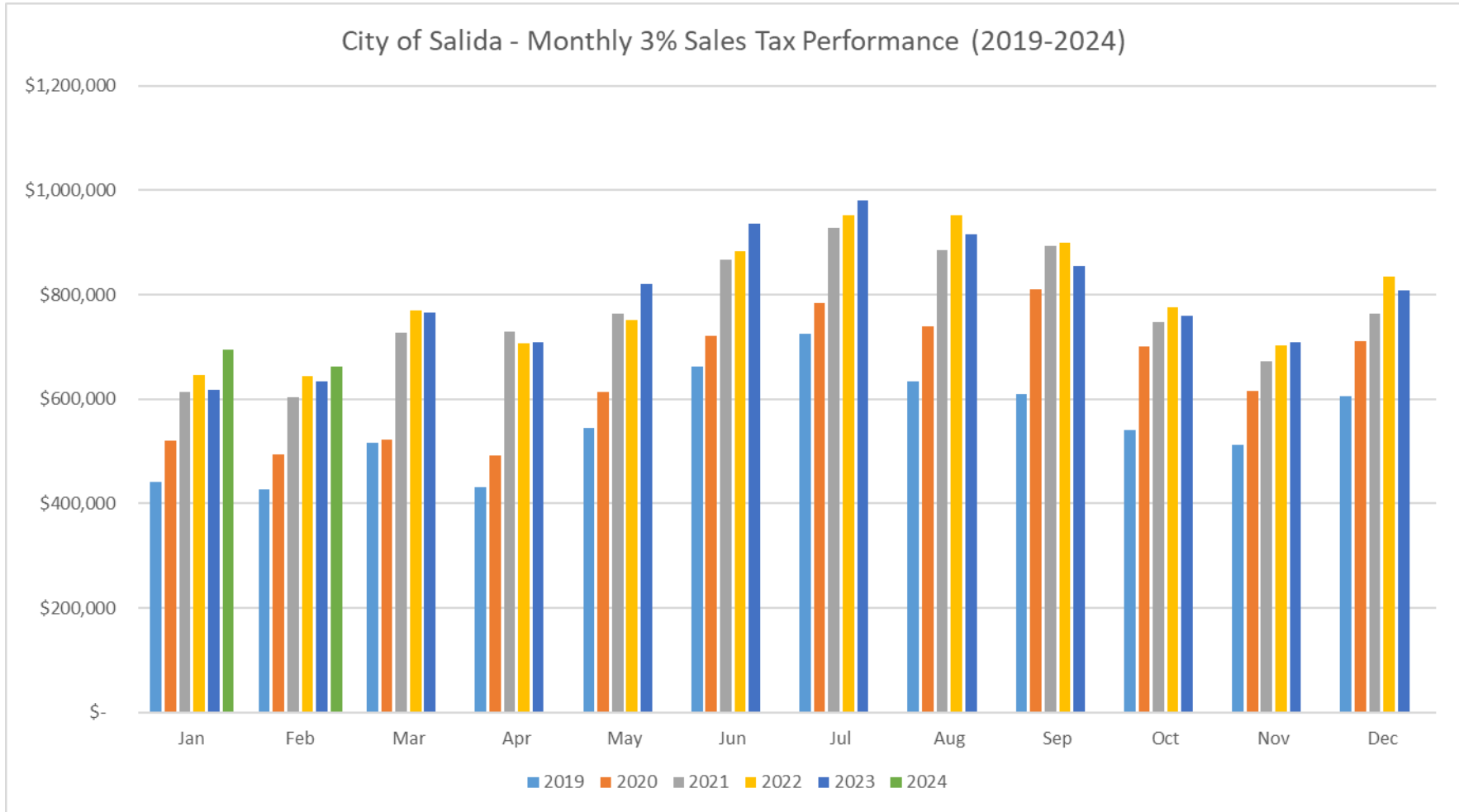
Current Month

NAICS Sector	February 2024	February 2023	2024-2023 \$ Change	2024-2023 % Change
Retail Trade	\$ 442,170	\$ 441,333	\$ 837	0.2%
Accomodation & Food Service	\$ 116,310	\$ 109,996	\$ 6,314	5.7%
All Other	\$ 39,989	\$ 36,912	\$ 3,077	8.3%
Wholesale Trade	\$ 23,597	\$ 18,142	\$ 5,455	30.1%
Manufacturing	\$ 17,747	\$ 12,395	\$ 5,352	43.2%
Information	\$ 10,004	\$ 9,464	\$ 540	5.7%
Real Estate and Rental and Leasing	\$ 5,567	\$ 2,558	\$ 3,009	117.6%
Construction	\$ 5,879	\$ 2,906	\$ 2,973	102.3%
Total	\$ 661,263	\$ 633,706	\$ 27,557	4.3%

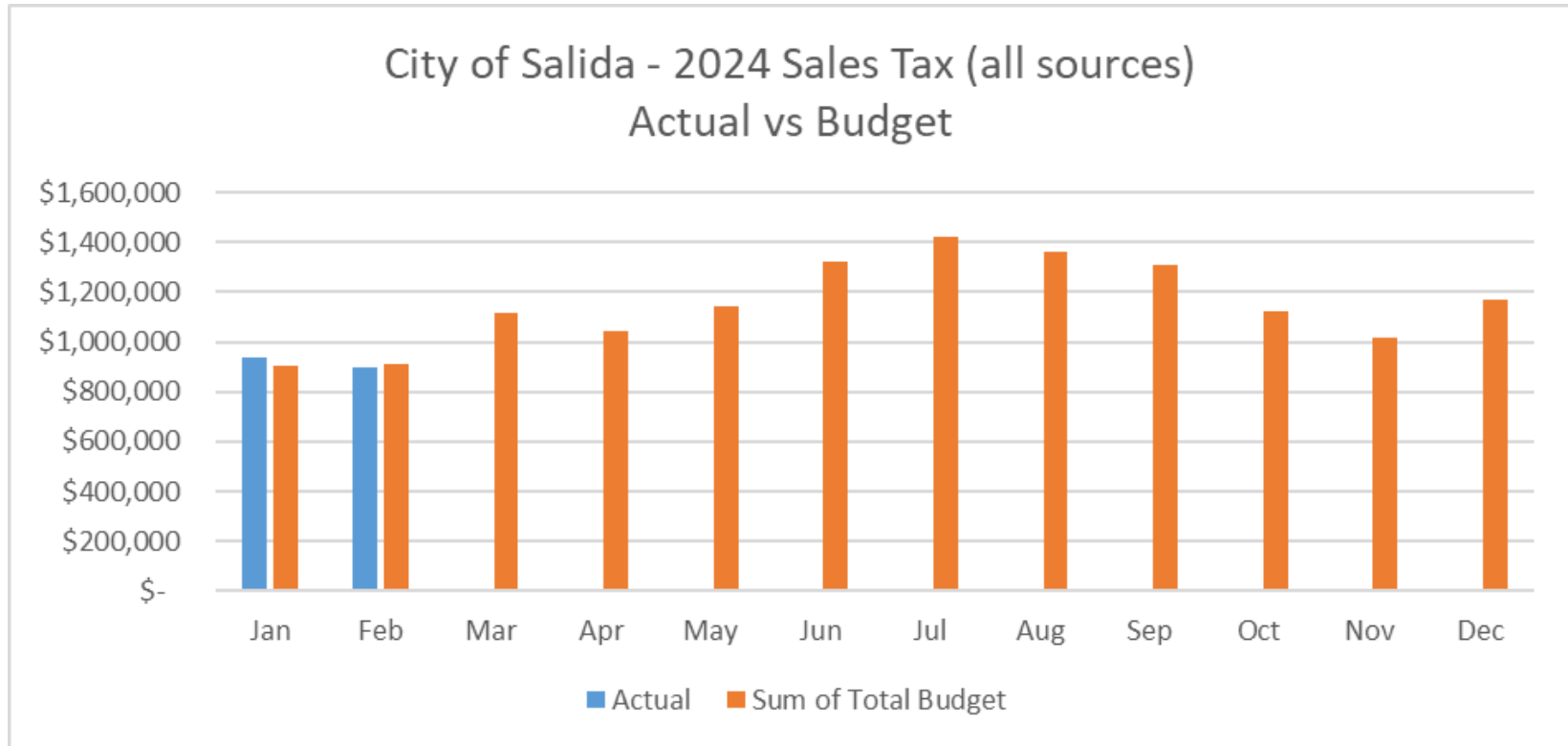
Year to Date

NAICS Sector	YTD 2024	YTD 2023	2024-2023 \$ Change	2024-2023 % Change
Retail Trade	\$ 929,401	\$ 883,105	\$ 46,296	5.2%
Accomodation & Food Service	\$ 221,399	\$ 194,758	\$ 26,641	13.7%
All Other	\$ 75,552	\$ 72,842	\$ 2,710	3.7%
Wholesale Trade	\$ 56,980	\$ 41,889	\$ 15,091	36.0%
Manufacturing	\$ 29,315	\$ 24,822	\$ 4,493	18.1%
Information	\$ 20,465	\$ 18,632	\$ 1,833	9.8%
Real Estate and Rental and Leasing	\$ 12,611	\$ 6,186	\$ 6,425	103.9%
Construction	\$ 9,660	\$ 9,411	\$ 249	2.6%
Total	\$1,355,383	\$1,251,645	\$ 103,738	8.3%

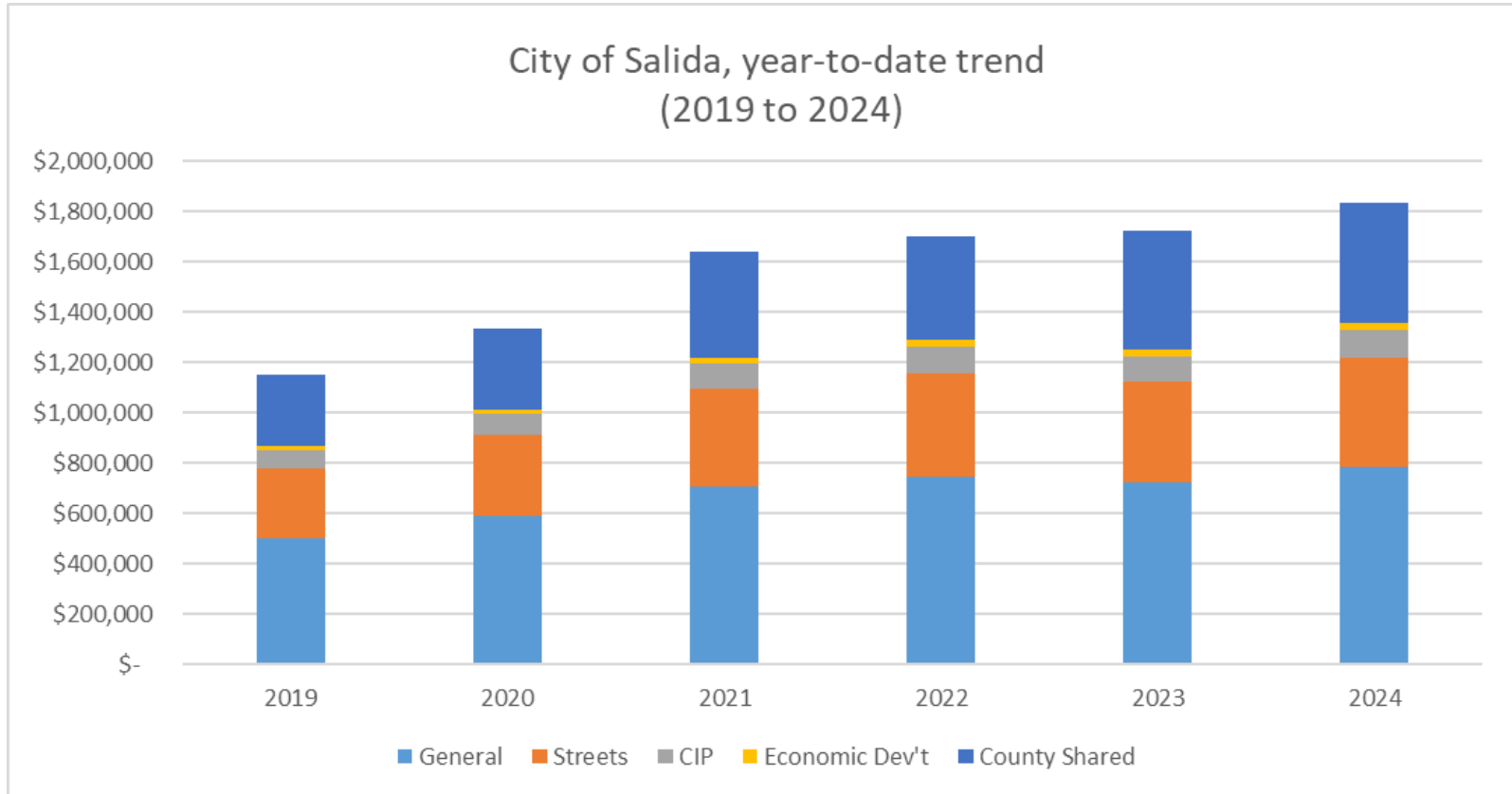
CITY OF SALIDA, COLORADO
CITY SALES TAX AND COUNTY SALES TAX SHARED WITH CITY
FEBRUARY 2024



CITY OF SALIDA, COLORADO
CITY SALES TAX AND COUNTY SALES TAX SHARED WITH CITY
FEBRUARY 2024



CITY OF SALIDA, COLORADO
CITY SALES TAX AND COUNTY SALES TAX SHARED WITH CITY
FEBRUARY 2024



CITY OF SALIDA, COLORADO
CITY SALES TAX AND COUNTY SALES TAX SHARED WITH CITY
FEBRUARY 2024

