





| Fund Or Attrib | Type | Disp Acct | Budget | QTD | YTD | Variance | Prcnt |
|----------------|----------|---|--------------|-------------|--------------|---------------|---------|
| Type: Revenues | | | | | | | |
| 10 GENERAL | Revenues | 10-282-13 Late List Penalty | \$0.00 | \$2.31 | \$2.31 | \$2.31 | 0.00% |
| 10 GENERAL | Revenues | 10-282-14 Late List Penalty | \$0.00 | \$0.00 | \$0.00 | \$0.00 | 0.00% |
| 10 GENERAL | Revenues | 10-282-15 Late List Penalty | \$0.00 | \$0.00 | \$0.00 | \$0.00 | 0.00% |
| 10 GENERAL | Revenues | 10-282-16 Late List Penalty | \$0.00 | \$0.00 | \$0.00 | \$0.00 | 0.00% |
| 10 GENERAL | Revenues | 10-282-17 Late List Penalty | \$0.00 | \$0.00 | \$0.00 | \$0.00 | 0.00% |
| 10 GENERAL | Revenues | 10-282-18 Late List Penalty 2018 | \$0.00 | \$0.85 | \$2.07 | \$2.07 | 0.00% |
| 10 GENERAL | Revenues | 10-282-19 Late List Penalty 2019 | \$0.00 | \$2.59 | \$9.08 | \$9.08 | 0.00% |
| 10 GENERAL | Revenues | 10-300-00 Revenues | \$0.00 | \$0.00 | \$0.00 | \$0.00 | 0.00% |
| 10 GENERAL | Revenues | 10-301-00 Current Taxes  | \$83,756.70 | \$15.53 | \$71,538.15 | (\$12,218.55) | 85.41% |
| 10 GENERAL | Revenues | 10-301-01 Taxes - Prior Years | \$0.00 | \$3,844.88 | \$12,756.94 | \$12,756.94 | 0.00% |
| 10 GENERAL | Revenues | 10-302-00 Interest and Penalties | \$0.00 | \$0.00 | \$0.00 | \$0.00 | 0.00% |
| 10 GENERAL | Revenues | 10-305-01 Releases & Write Offs | \$0.00 | \$0.00 | \$0.00 | \$0.00 | 0.00% |
| 10 GENERAL | Revenues | 10-306-01 Discounts | \$0.00 | \$0.00 | \$0.00 | \$0.00 | 0.00% |
| 10 GENERAL | Revenues | 10-310-01 Interest On Taxes | \$0.00 | \$0.00 | \$0.00 | \$0.00 | 0.00% |
| 10 GENERAL | Revenues | 10-311-00 Tax Discounts | \$0.00 | \$0.00 | \$0.00 | \$0.00 | 0.00% |
| 10 GENERAL | Revenues | 10-315-01 Refunds | \$0.00 | \$0.00 | \$39.90 | \$39.90 | 0.00% |
| 10 GENERAL | Revenues | 10-317-00 Tax Penalties & Interest | \$0.00 | \$0.00 | \$0.00 | \$0.00 | 0.00% |
| 10 GENERAL | Revenues | 10-318-00 Transfer Capitol Reserve | \$0.00 | \$0.00 | \$0.00 | \$0.00 | 0.00% |
| 10 GENERAL | Revenues | 10-329-00 Interest Earned on Invest  | \$2,600.00 | \$2,848.88 | \$6,066.58 | \$3,466.58 | 233.33% |
| 10 GENERAL | Revenues | 10-329-01 Interest Earned Powell Bill | \$0.00 | \$0.00 | \$0.00 | \$0.00 | 0.00% |
| 10 GENERAL | Revenues | 10-335-00 Miscellaneous Revenues | \$0.00 | \$0.00 | \$0.00 | \$0.00 | 0.00% |
| 10 GENERAL | Revenues | 10-335-01 Water Project Deposits | \$0.00 | \$0.00 | \$0.00 | \$0.00 | 0.00% |
| 10 GENERAL | Revenues | 10-336-00 Current Personal Auto Taxes | \$7,800.00 | \$3,764.46 | \$7,583.31 | (\$216.69) | 97.22% |
| 10 GENERAL | Revenues | 10-336-01 Personal Auto Prior Years | \$0.00 | \$0.00 | (\$16.14) | (\$16.14) | 0.00% |
| 10 GENERAL | Revenues | 10-337-00 NC Franchise Tax | \$0.00 | \$0.00 | \$0.00 | \$0.00 | 0.00% |
| 10 GENERAL | Revenues | 10-339-00 NC Intangibles | \$0.00 | \$0.00 | \$0.00 | \$0.00 | 0.00% |
| 10 GENERAL | Revenues | 10-343-00 Powell Bill Allocation | \$15,000.00 | \$0.00 | \$14,409.42 | (\$590.58) | 96.06% |
| 10 GENERAL | Revenues | 10-367-02 Sales & Use Tax Dist  | \$35,000.00 | \$8,712.51 | \$41,231.17 | \$6,231.17 | 117.80% |
| 10 GENERAL | Revenues | 10-367-03 NC Franchise & Utility TD  | \$12,200.00 | \$4,248.04 | \$12,544.37 | \$344.37 | 102.82% |
| 10 GENERAL | Revenues | 10-367-04 Solid Waste Disposal Tax Dist. | \$320.00 | \$89.25 | \$350.13 | \$30.13 | 109.42% |
| 10 GENERAL | Revenues | 10-399-00 Appro.Fund Balance | \$43,392.70 | \$0.00 | \$0.00 | (\$43,392.70) | 0.00% |
| 10 GENERAL | Revenues | 10-399-01 Current Landfill Fees  | \$27,270.00 | \$0.00 | \$19,697.82 | (\$7,572.18) | 72.23% |
| 10 GENERAL | Revenues | 10-399-02 Landfill Fees Prior | \$0.00 | \$2,477.69 | \$6,199.96 | \$6,199.96 | 0.00% |
| 10 GENERAL | Revenues | 10-399-50 Gain on Sale of Assets | \$0.00 | \$0.00 | \$0.00 | \$0.00 | 0.00% |
| 10 GENERAL | Revenues | 10-700-00 Gain on Sale of Assets | \$0.00 | \$0.00 | \$0.00 | \$0.00 | 0.00% |
| | | | \$227,339.40 | \$26,006.99 | \$192,415.07 | (\$34,924.33) | 85% |

Type: Expenses

| Fund Or Attrib | Type | Disp Acct | Budget | QTD | YTD | Variance | Prcnt |
|----------------|----------|-------------------------------------|-------------|-------------|-------------|------------|---------|
| 10 GENERAL | Expenses | 10-400-00 Expenses | \$0.00 | \$0.00 | \$0.00 | \$0.00 | 0.00% |
| 10 GENERAL | Expenses | 10-409-00 NC Sales Tax | \$0.00 | \$33.47 | \$47.00 | (\$47.00) | 0.00% |
| 10 GENERAL | Expenses | 10-409-01 Sales Tax Other | \$0.00 | \$12.47 | \$71.53 | (\$71.53) | 0.00% |
| 10 GENERAL | Expenses | 10-409-02 S/H Freight | \$0.00 | \$35.05 | \$65.64 | (\$65.64) | 0.00% |
| 10 GENERAL | Expenses | 10-410-00 Mayor's Salary | \$775.00 | \$193.77 | \$775.08 | (\$0.08) | 100.01% |
| 10 GENERAL | Expenses | 10-410-01 Commissioner's Salary | \$1,292.00 | \$322.98 | \$1,291.92 | \$0.08 | 99.99% |
| 10 GENERAL | Expenses | 10-410-02 Tax Collection & Clerk Ex | \$20,000.00 | \$5,000.01 | \$20,000.04 | (\$0.04) | 100.00% |
| 10 GENERAL | Expenses | 10-410-03 Legal | \$7,000.00 | \$1,964.50 | \$4,551.79 | \$2,448.21 | 65.03% |
| 10 GENERAL | Expenses | 10-410-04 Professional Services | \$16,000.00 | \$468.21 | \$12,231.27 | \$3,768.73 | 76.45% |
| 10 GENERAL | Expenses | 10-410-06 FICA Expense | \$2,508.12 | \$0.00 | \$173.89 | \$2,334.23 | 6.93% |
| 10 GENERAL | Expenses | 10-410-10 Election Expense | \$2,000.00 | \$0.00 | \$1,769.24 | \$230.76 | 88.46% |
| 10 GENERAL | Expenses | 10-410-11 Town Employee Education | \$1,000.00 | \$0.00 | \$291.00 | \$709.00 | 29.10% |
| 10 GENERAL | Expenses | 10-410-13 Utilities/CityHall/Mall | \$5,000.00 | \$546.87 | \$5,077.50 | (\$77.50) | 101.55% |
| 10 GENERAL | Expenses | 10-410-15 Maint/Repairs-Bldg&Ground | \$8,000.00 | \$403.00 | \$4,477.70 | \$3,522.30 | 55.97% |
| 10 GENERAL | Expenses | 10-410-16 Maint/Repair-Equipment | \$1,000.00 | \$0.00 | \$0.00 | \$1,000.00 | 0.00% |
| 10 GENERAL | Expenses | 10-410-26 Advertising | \$500.00 | \$362.92 | \$625.03 | (\$125.03) | 125.01% |
| 10 GENERAL | Expenses | 10-410-33 Dept.Materials & Supplies | \$3,000.00 | \$430.97 | \$1,514.31 | \$1,485.69 | 50.48% |
| 10 GENERAL | Expenses | 10-410-53 Dues & Subscriptions | \$20,000.00 | \$2,207.74 | \$13,883.74 | \$6,116.26 | 69.42% |
| 10 GENERAL | Expenses | 10-410-54 Insurance & Bonds | \$5,000.00 | \$0.00 | \$3,854.00 | \$1,146.00 | 77.08% |
| 10 GENERAL | Expenses | 10-410-57 Miscellaneous Expense | \$1,000.00 | \$0.00 | \$13.38 | \$986.62 | 1.34% |
| 10 GENERAL | Expenses | 10-410-58 Christmas Decorations | \$32,862.00 | \$0.00 | \$32,184.00 | \$678.00 | 97.94% |
| 10 GENERAL | Expenses | 10-410-59 Downtown Beautification | \$5,000.00 | \$0.00 | \$0.00 | \$5,000.00 | 0.00% |
| 10 GENERAL | Expenses | 10-410-60 Town Hall Furnishings | \$1,000.00 | \$178.20 | \$623.88 | \$376.12 | 62.39% |
| 10 GENERAL | Expenses | 10-410-70 Town Grounds | \$0.00 | \$0.00 | \$0.00 | \$0.00 | 0.00% |
| 10 GENERAL | Expenses | 10-410-71 Capital Outlay-Land | \$1,000.00 | \$0.00 | \$0.00 | \$1,000.00 | 0.00% |
| 10 GENERAL | Expenses | 10-410-72 Capital Outlay-Building | \$0.00 | \$0.00 | \$0.00 | \$0.00 | 0.00% |
| 10 GENERAL | Expenses | 10-410-73 Capital Outlay-OtherImpro | \$5,000.00 | \$325.00 | \$325.00 | \$4,675.00 | 6.50% |
| 10 GENERAL | Expenses | 10-410-74 Capital Outlay-Equipment | \$1,000.00 | \$0.00 | \$0.00 | \$1,000.00 | 0.00% |
| 10 GENERAL | Expenses | 10-410-76 Captial Outlay-Technology | \$1,000.00 | \$0.00 | \$0.00 | \$1,000.00 | 0.00% |
| 10 GENERAL | Expenses | 10-530-00 Fire Department | \$0.00 | \$0.00 | \$0.00 | \$0.00 | 0.00% |
| 10 GENERAL | Expenses | 10-530-45 FireDept.Contr.Serv-Calls | \$34,761.80 | \$34,706.76 | \$34,706.76 | \$55.04 | 99.84% |
| 10 GENERAL | Expenses | 10-530-46 Tree Removal | \$0.00 | \$0.00 | \$0.00 | \$0.00 | 0.00% |
| 10 GENERAL | Expenses | 10-560-00 Street Department | \$0.00 | \$0.00 | \$0.00 | \$0.00 | 0.00% |
| 10 GENERAL | Expenses | 10-560-13 Utilities-Street Lights | \$7,500.00 | \$1,714.35 | \$7,084.40 | \$415.60 | 94.46% |
| 10 GENERAL | Expenses | 10-560-14 Utilities-Signal Lights | \$170.00 | \$36.42 | \$187.53 | (\$17.53) | 110.31% |
| 10 GENERAL | Expenses | 10-560-15 Maint/Rep-Existing Street | \$13,200.00 | \$1,610.00 | \$6,250.00 | \$6,950.00 | 47.35% |
| 10 GENERAL | Expenses | 10-560-16 Snow & Ice Removal | \$1,200.00 | \$0.00 | \$0.00 | \$1,200.00 | 0.00% |

| Fund Or Attrib | Type | Disp Acct | Budget | QTD | YTD | Variance | Prcnt |
|----------------|----------|---|--------------|-------------|--------------|--------------|--------|
| 10 GENERAL | Expenses | 10-560-17 Traffic Control | \$0.00 | \$0.00 | \$0.00 | \$0.00 | 0.00% |
| 10 GENERAL | Expenses | 10-560-18 Drainage & Storm Sewer | \$0.00 | \$0.00 | \$0.00 | \$0.00 | 0.00% |
| 10 GENERAL | Expenses | 10-560-19 Curb & Gutter | \$0.00 | \$0.00 | \$0.00 | \$0.00 | 0.00% |
| 10 GENERAL | Expenses | 10-560-20 Bikeways | \$0.00 | \$315.00 | \$1,812.11 | (\$1,812.11) | 0.00% |
| 10 GENERAL | Expenses | 10-560-21 Sidewalks | \$0.00 | \$0.00 | \$0.00 | \$0.00 | 0.00% |
| 10 GENERAL | Expenses | 10-560-22 Greenways | \$0.00 | \$0.00 | \$500.00 | (\$500.00) | 0.00% |
| 10 GENERAL | Expenses | 10-560-23 Ruthridge right of ways | \$0.00 | \$0.00 | \$0.00 | \$0.00 | 0.00% |
| 10 GENERAL | Expenses | 10-560-24 Ruthridge beautification | \$0.00 | \$0.00 | \$585.00 | (\$585.00) | 0.00% |
| 10 GENERAL | Expenses | 10-560-25 Town Hall Mowing & beautification | \$0.00 | \$545.00 | \$1,460.00 | (\$1,460.00) | 0.00% |
| 10 GENERAL | Expenses | 10-560-33 Dept. Materials & Supplie | \$0.00 | \$0.00 | \$0.00 | \$0.00 | 0.00% |
| 10 GENERAL | Expenses | 10-560-45 Contr.Serv.-FireHydrants | \$0.00 | \$0.00 | \$0.00 | \$0.00 | 0.00% |
| 10 GENERAL | Expenses | 10-580-00 Sanitation Department | \$0.00 | \$0.00 | \$0.00 | \$0.00 | 0.00% |
| 10 GENERAL | Expenses | 10-580-33 Sanitation-Dept.Mat.&Supp | \$0.00 | \$0.00 | \$0.00 | \$0.00 | 0.00% |
| 10 GENERAL | Expenses | 10-580-44 Recycle Contracted Servic | \$5,950.56 | \$1,487.64 | \$5,922.84 | \$27.72 | 99.53% |
| 10 GENERAL | Expenses | 10-580-45 Garbage Contracted Serciv | \$15,319.92 | \$3,829.98 | \$15,296.82 | \$23.10 | 99.85% |
| 10 GENERAL | Expenses | 10-580-46 RCSW Landfill Fees | \$8,300.00 | \$3,089.56 | \$7,926.54 | \$373.46 | 95.50% |
| 10 GENERAL | Expenses | 10-800-01 Tax Penalty | \$0.00 | \$0.00 | \$0.00 | \$0.00 | 0.00% |
| 10 GENERAL | Expenses | 10-800-02 Tax Interest | \$0.00 | \$0.00 | \$0.00 | \$0.00 | 0.00% |
| 10 GENERAL | Expenses | 10-800-03 Tax Expense | \$0.00 | \$0.00 | \$0.00 | \$0.00 | 0.00% |
| | | | \$227,339.40 | \$59,819.87 | \$185,578.94 | \$41,760.46 | 82% |