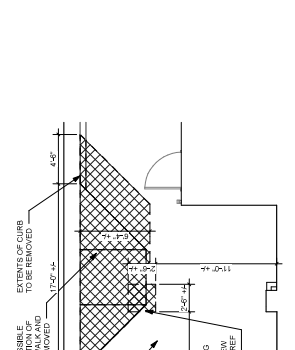


EXISTING UTILITIES TO REMAIN. AGR UNDERGROUND UTILITY LOCATIONS. VERIFY ALL UTILITIES PRIOR TO CONSTRUCTION AND FIELD AND LOWES PROJECT MANAGER FOR PROPOSED SOURCE OF MASK.

EXISTING ACCESSIBLE RAMP AND PORTION OF CURB TO REMAIN. CURB TO BE REMOVED.

EXISTING SIDEWALK TO REMAIN.

EXTENS OF EXISTING CANOPY FOOTING-REF TO BE REMOVED.



NEW PAVING TO MATCH EXISTING AT REAR OF PREVIOUS ACCESSIBLE RAMPS. CONCRETE TO MATCH EXISTING. REF 2 (SP03)

CROSSHATCH INDICATES EDGE OF EXISTING SIDEWALKS TO REMAIN. PROTECT DURING DEMOLITION.

NEW ACCESSIBLE SPOTS TO BE PLACED AT NEW ACCESSIBLE PARKING SPOTS. TYP. REF 4 (SP03)

4 ENLARGED DEMO SITE PLAN AT REAR ENTRY
1/8" = 1'-0"

EXISTING SIDEWALK AND CURB TO REMAIN.

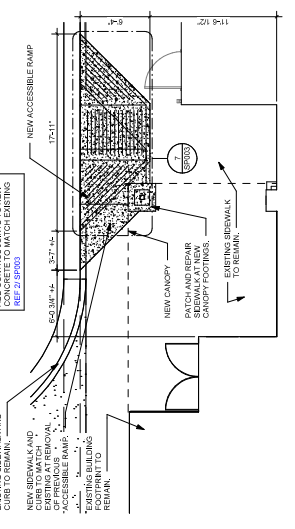
NEW SIDEWALK AND CURB TO REMAIN.

EXISTING SIDEWALK TO REMAIN.

EXISTING BUILDING FOOTPRINT TO REMAIN.

NEW CANOPY PATCH AND REPAIR CANOPY FOOTINGS.

EXISTING SIDEWALK TO REMAIN.




5 ENLARGED SITE PLAN AT REAR ENTRY
1/8" = 1'-0"

EXISTING SIDEWALK AND CURB TO REMAIN.

NEW LIGHT DUTY ASPHALT AND REF 2 (SP03)

NEW LIGHT DUTY ASPHALT AND REF 2 (SP03)

NEW PAVING TO MATCH EXISTING SIDEWALK JOINTS TO NEW LIGHT DUTY ASPHALT EXISTING. REF 2 (SP03)




3 ENLARGED SITE PLAN AT FRONT ENTRY
1/8" = 1'-0"

EXISTING SIDEWALK TO REMAIN.

EXISTING BUILDING FOOTPRINT TO REMAIN.

EXISTING ACCESSIBLE RAMP TO REMAIN.

EXTENS OF PAVING TO BE DEMOLISHED FOR NEW PARKING. REMOVE PORTION OF EXISTING EXISTING ADJACENT CURBS TO BE DEMOLISHED DURING DEMOLITION AND CONSTRUCTION.



1 ENLARGED DEMO SITE PLAN AT FRONT ENTRY
1/8" = 1'-0"

EXISTING SIDEWALK AND CURB TO REMAIN.

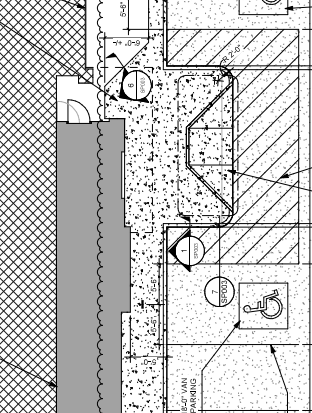
NEW SIDEWALK AND CURB TO REMAIN.

EXISTING SIDEWALK TO REMAIN.

EXISTING BUILDING FOOTPRINT TO REMAIN.

NEW CANOPY PATCH AND REPAIR CANOPY FOOTINGS.

EXISTING SIDEWALK TO REMAIN.



5 ENLARGED SITE PLAN AT REAR ENTRY
1/8" = 1'-0"

EXISTING SIDEWALK AND CURB TO REMAIN.

NEW LIGHT DUTY ASPHALT AND REF 2 (SP03)

NEW LIGHT DUTY ASPHALT AND REF 2 (SP03)

NEW PAVING TO MATCH EXISTING SIDEWALK JOINTS TO NEW LIGHT DUTY ASPHALT EXISTING. REF 2 (SP03)



3 ENLARGED SITE PLAN AT FRONT ENTRY
1/8" = 1'-0"

EXISTING SIDEWALK AND CURB TO REMAIN.

NEW SIDEWALK AND CURB TO REMAIN.

EXISTING SIDEWALK TO REMAIN.

EXISTING BUILDING FOOTPRINT TO REMAIN.

NEW CANOPY PATCH AND REPAIR CANOPY FOOTINGS.

EXISTING SIDEWALK TO REMAIN.



5 ENLARGED SITE PLAN AT REAR ENTRY
1/8" = 1'-0"

EXISTING SIDEWALK AND CURB TO REMAIN.

NEW LIGHT DUTY ASPHALT AND REF 2 (SP03)

NEW LIGHT DUTY ASPHALT AND REF 2 (SP03)

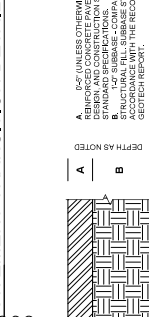
NEW PAVING TO MATCH EXISTING SIDEWALK JOINTS TO NEW LIGHT DUTY ASPHALT EXISTING. REF 2 (SP03)



3 ENLARGED SITE PLAN AT FRONT ENTRY
1/8" = 1'-0"

2 ENLARGED SITE PLAN AT AUTO PARKING
1/8" = 1'-0"

7 PAVEMENT TRANSITION DETAIL



6 LIGHT DUTY CONCRETE DETAIL

