



City of Rollingwood

Commercial Lighting and Signage Manual



PREFACE

The Commercial Lighting and Signage Manual is intended as a supporting document to the City of Rollingwood Code of Ordinances, including but not limited to Chapter 24 – SIGNS AND ADVERTISING and Chapter 107 ZONING. This manual contains illustrations, graphical representations, and examples relating to the regulations found in the Code of Ordinances.

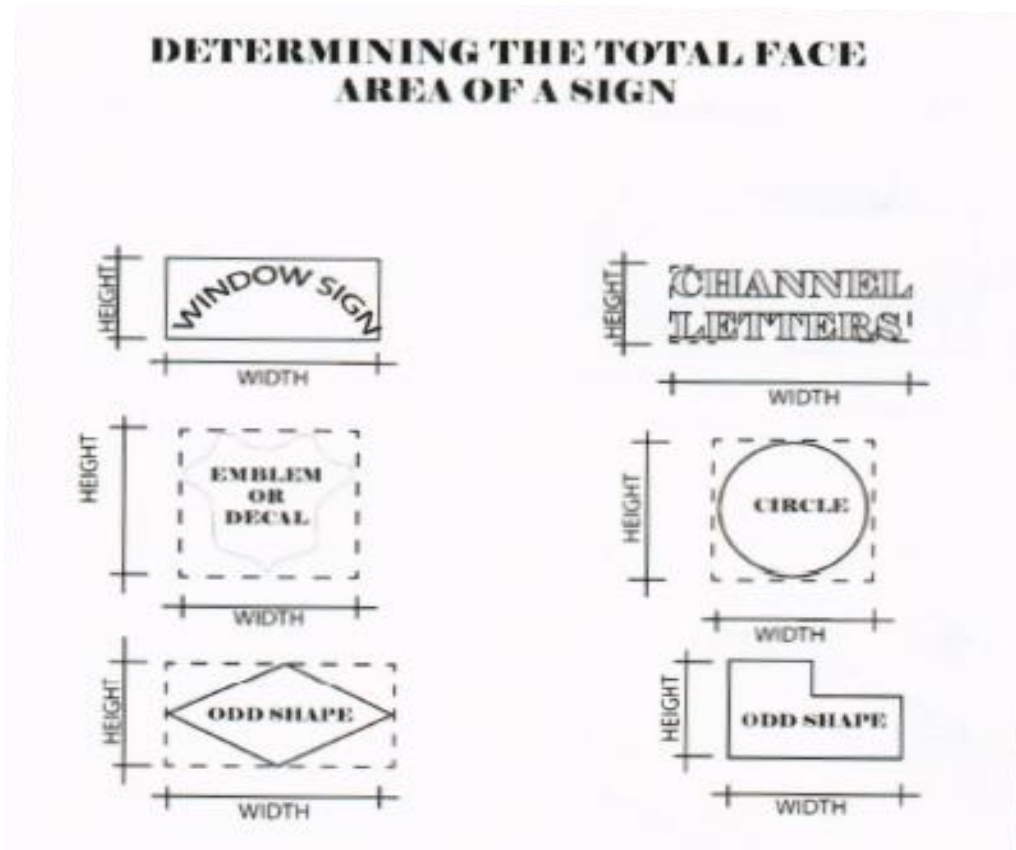
Contents

Article 1 – Signs	2
Article 2 – Lighting	3

Article 1 - Signs

Section 1 – Surface Area of a Sign.

The following exhibit illustrates how to calculate sign area as described in Code of Ordinances Chapter 24, Article II, Division 1, Sec.24-19 Definitions, definition of *Surface area of a sign*:

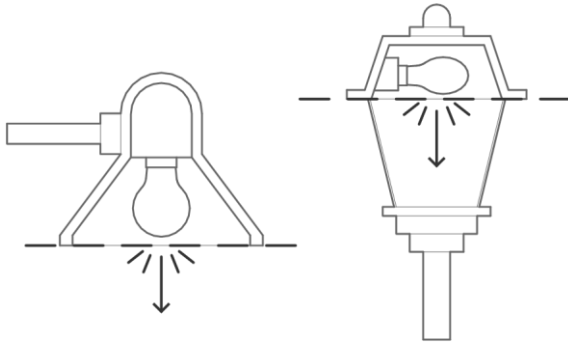


Article 2 - Lighting

Section 1 – Shielded Light Fixture.

The following exhibits illustrate examples of a shielded light fixtures, conforming and nonconforming light fixtures as described in Code of Ordinances Chapter 107, Article II, Division 1, Sec.107-39(a)(i), definition of “*Shielded*”:

Shielded Light Fixture Exhibit “A”

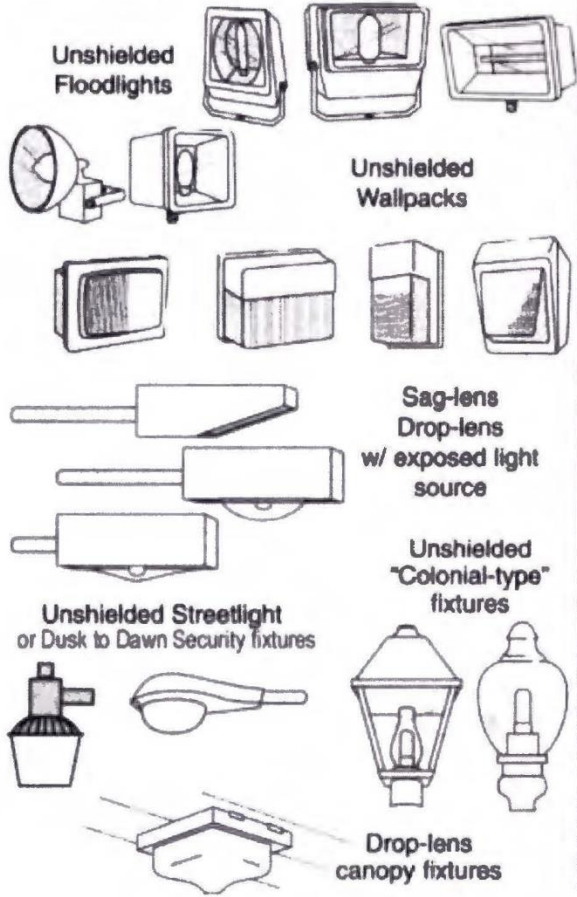


In Exhibit “B” (below), the lights on the left are nonconforming. Those on the right can be used in most cases. However, the mounting height and proximity to the property line may cause them to need additional shielding to prevent the luminous elements from being visible from any other property.

Exhibit "B"

UNSHIELDED FIXTURES

Unacceptable / Discouraged
Fixtures that produce glare and light trespass



Full Cutoff and Fully Shielded Fixtures

Acceptable
Fixtures that shield the light source to reduce glare and light trespass and to facilitate better vision at night.

