

Rochelle Municipal Utilities

Rate Design

3/24/2023

**Utility Financial Solutions, LLC
185 Sun Meadow Court
Holland, MI 49424
608 230 5849**

Email: mjohnson@utilityfinancialsolutions.com

Submitted Respectfully by:
Mike Johnson
Manager, Utility Financial Solutions



Rochelle Municipal Utilities
Rate Design
Table of Contents

	Page
Rate Design Summary	3
Projected Residential (110) Rates	4
Projected Residential Heat (120) Rates	5
Projected Residential TOU (115) Rates	6
Projected Small General Service (130) Rates	7
Projected Municipal Rates	8
Projected Security Lighting (SecL) Rates	9
Projected Small General Service (Demand) (140SGS) Rates	10
Projected Large General Service (150LGS) Rates	11
Projected Large General Service Int (151LGS) Rates	12
Projected Large General Service TOU (160LGST) Rates	13
Projected Large General Service Data (163LGSD) Rates	14
Projected Large General Service >5MW (165LGS) Rates	15
Projected Hydroponic Agriculture Farming (167) Rates	16

Rochelle Municipal Utilities
Rate Design
Rate Design Summary

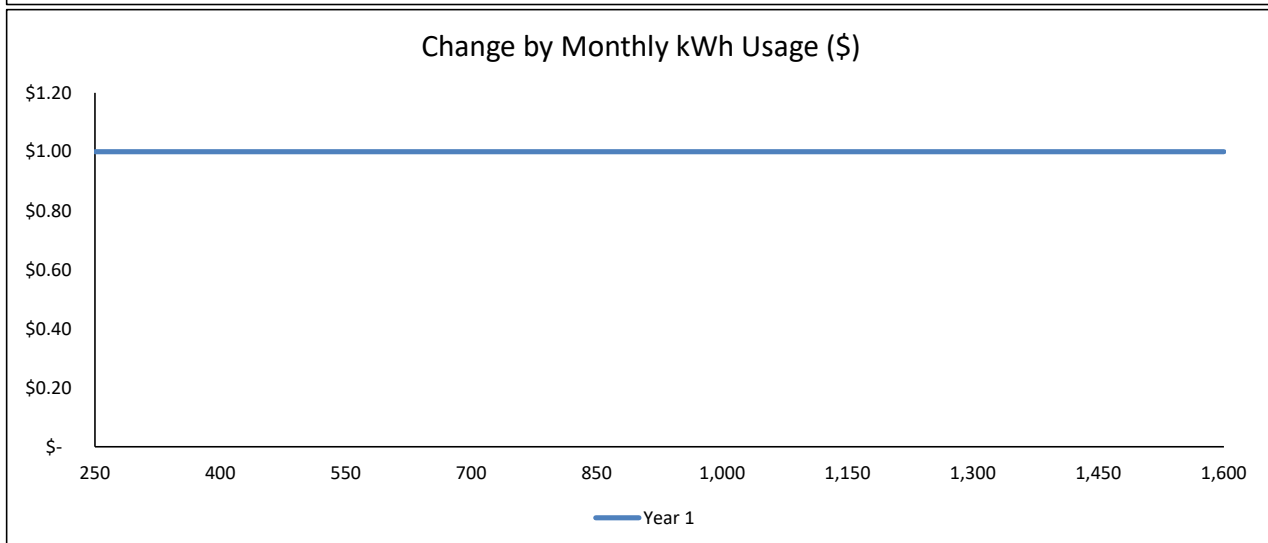
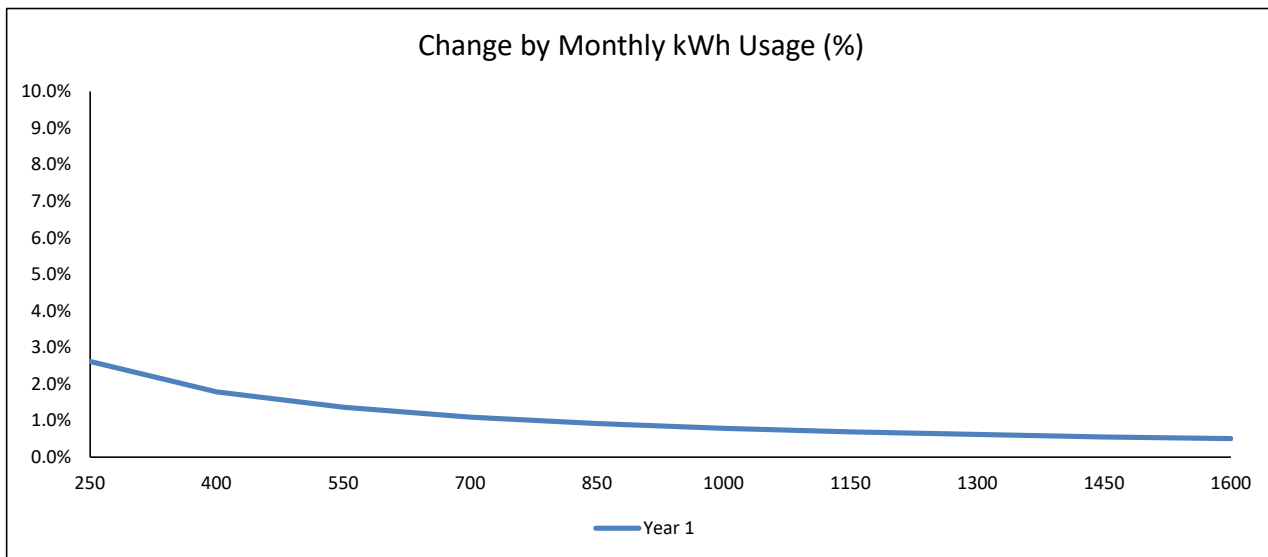
Customer Class	Projected Revenues Under Current Rates	Projected Revenues Under Proposed Rates Year 1	Projected Revenue Change Year 1	Projected Percentage Change Year 1
Residential (110)	\$ 5,291,188	\$ 5,352,472	\$ 61,284	1.16%
Residential Heat (120)	688,520	695,996	7,476	1.09%
Residential TOU (115)	135,293	137,009	1,716	1.27%
Small General Service (130)	2,737,968	2,737,968	-	0.00%
Municipal	16,051	16,051	-	0.00%
Security Lighting (SecL)	88,820	90,152	1,332	1.50%
Small General Service (Demand) (140SGS)	2,548,135	2,548,135	-	0.00%
Large General Service (150LGS)	8,582,101	8,589,301	7,200	0.08%
Large General Service Int (151LGS)	704,425	704,605	180	0.03%
Large General Service TOU (160LGST)	5,023,928	5,025,728	1,800	0.04%
Large General Service Data (163LGSD)	2,735,964	2,736,324	360	0.01%
Large General Service >5MW (165LGS)	5,628,028	5,628,148	120	0.00%
Hydroponic Agriculture Farming (167)	1,480,465	1,875,245	394,780	26.67%
Totals	\$ 35,660,886	\$ 36,137,134	\$ 476,248	1.34%

Rochelle Municipal Utilities

Rate Design

Projected Residential (110) Rates

Rates	Current	Year 1
Customer Charge:		
All Customers	\$ 9.00	\$ 10.00
Energy Charge:		
Summer Energy	\$ 0.12750	\$ 0.12750
Non Summer Energy	\$ 0.11000	\$ 0.11000
Power Cost Adjustment:		
All Energy	\$ 0.00100	\$ 0.00100
Revenue from Rate	\$ 5,291,188	\$ 5,352,472
Change from Previous		1.2%

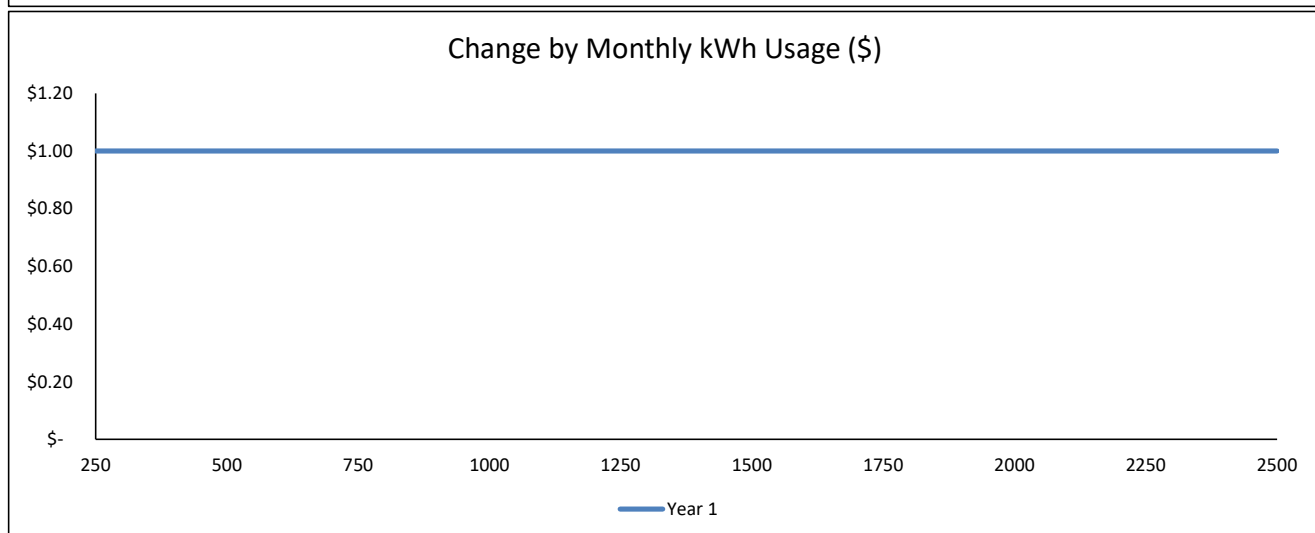
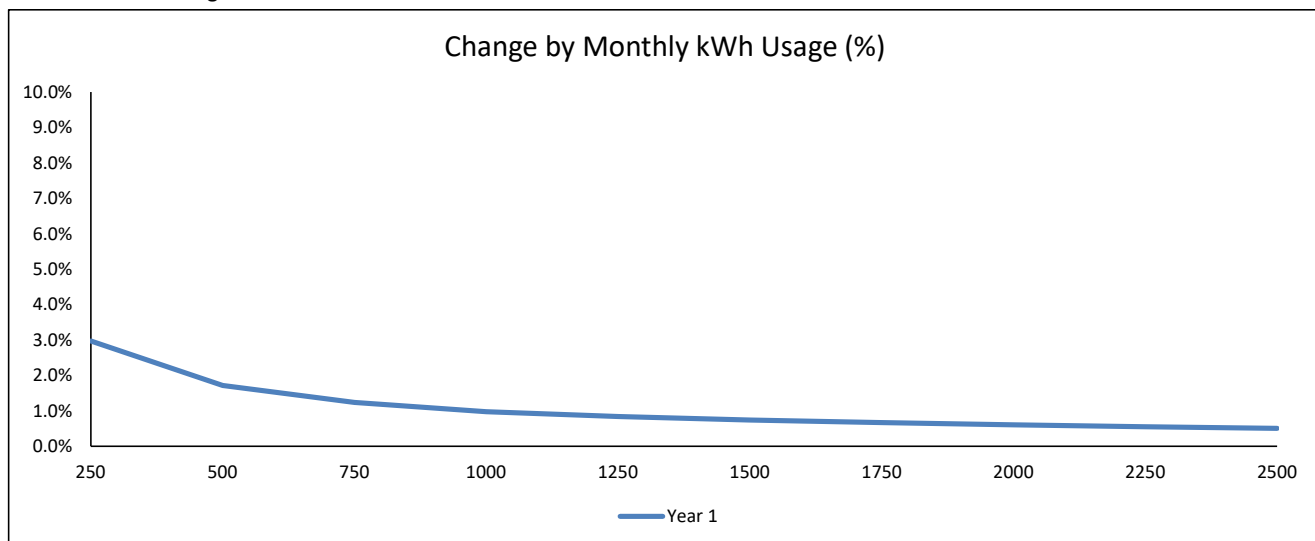


Rochelle Municipal Utilities

Rate Design

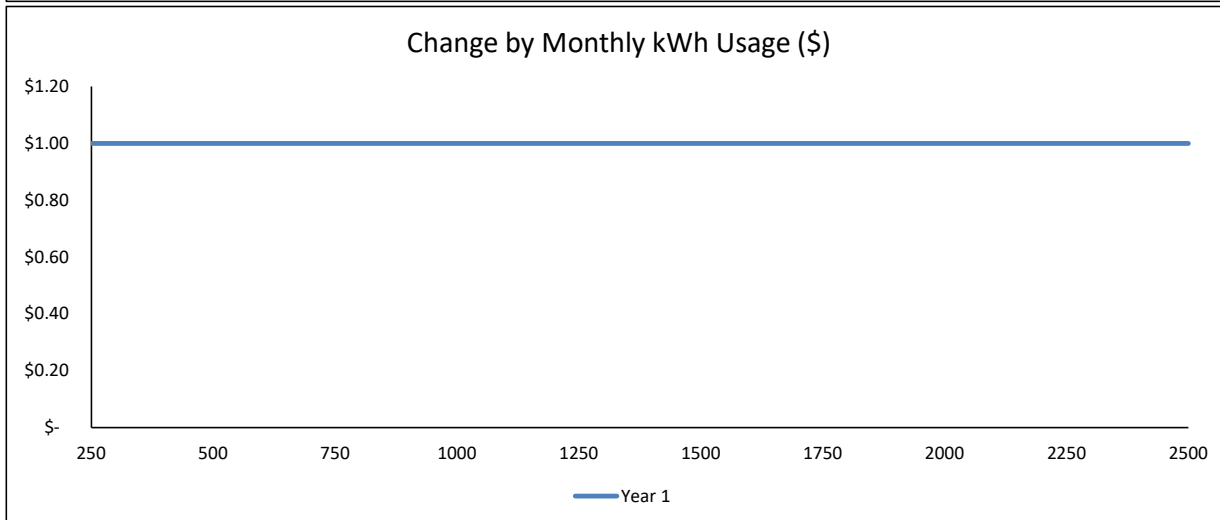
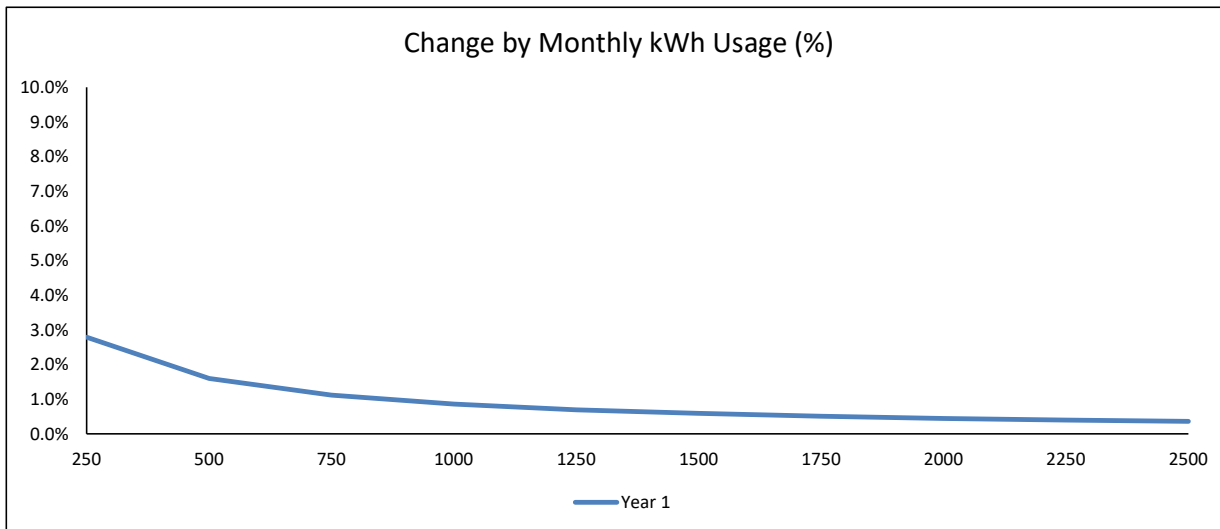
Projected Residential Heat (120) Rates

Rates	Current	Year 1
Monthly Facilities Charge:		
All Customers	\$ 9.00	\$ 10.00
Energy Charge:		
Winter Block 1 (0 - 600 kWh)	\$ 0.11000	\$ 0.11000
Winter Block 2 (Excess)	\$ 0.09000	\$ 0.09000
Summer Energy	\$ 0.12750	\$ 0.12750
Power Cost Adjustment:		
All Energy	\$ 0.00100	\$ 0.00100
Revenue from Rate	\$ 688,520	\$ 695,996
Change from Previous		1.1%



Rochelle Municipal Utilities
Rate Design
 Projected Residential TOU (115) Rates

Rates	Current	Year 1
Monthly Facilities Charge:		
All Customers	\$ 9.00	\$ 10.00
Energy Charge:		
Summer On-Peak	\$ 0.22020	\$ 0.22020
Summer Off-Peak	\$ 0.07830	\$ 0.07830
Non Summer On-Peak	\$ 0.11000	\$ 0.11000
Non Summer Off-Peak	\$ 0.11000	\$ 0.11000
Power Cost Adjustment:		
All Energy	\$ 0.00100	\$ 0.00100
Revenue from Rate	\$ 135,293	\$ 137,009
Change from Previous		1.3%

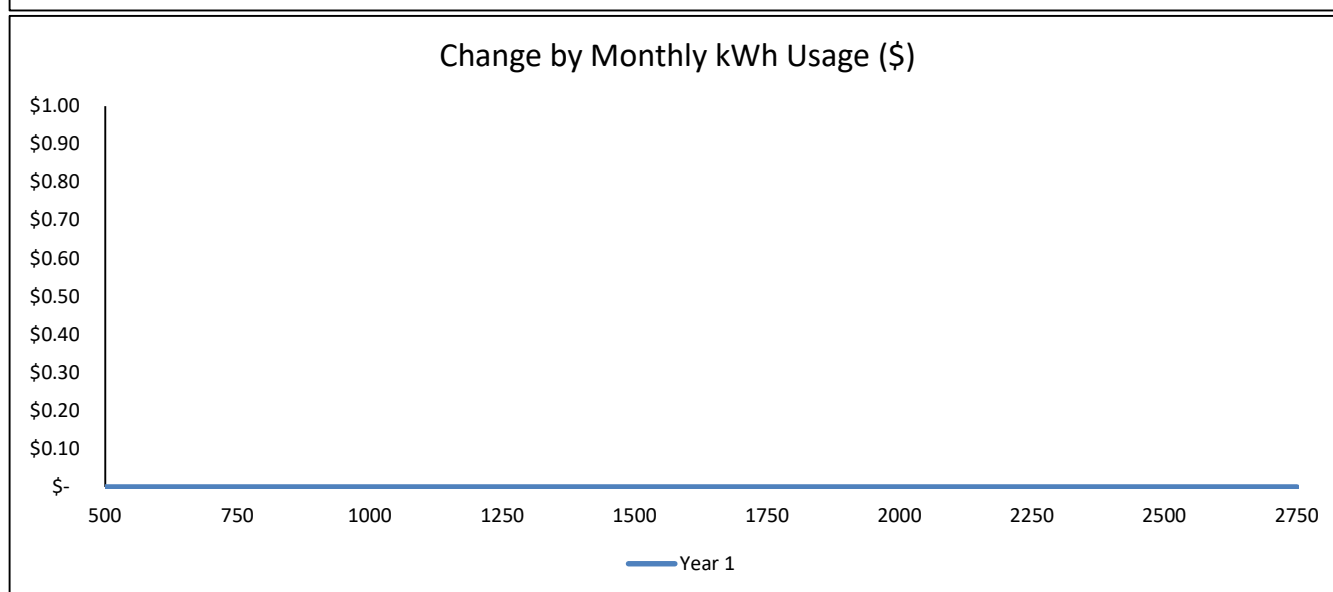
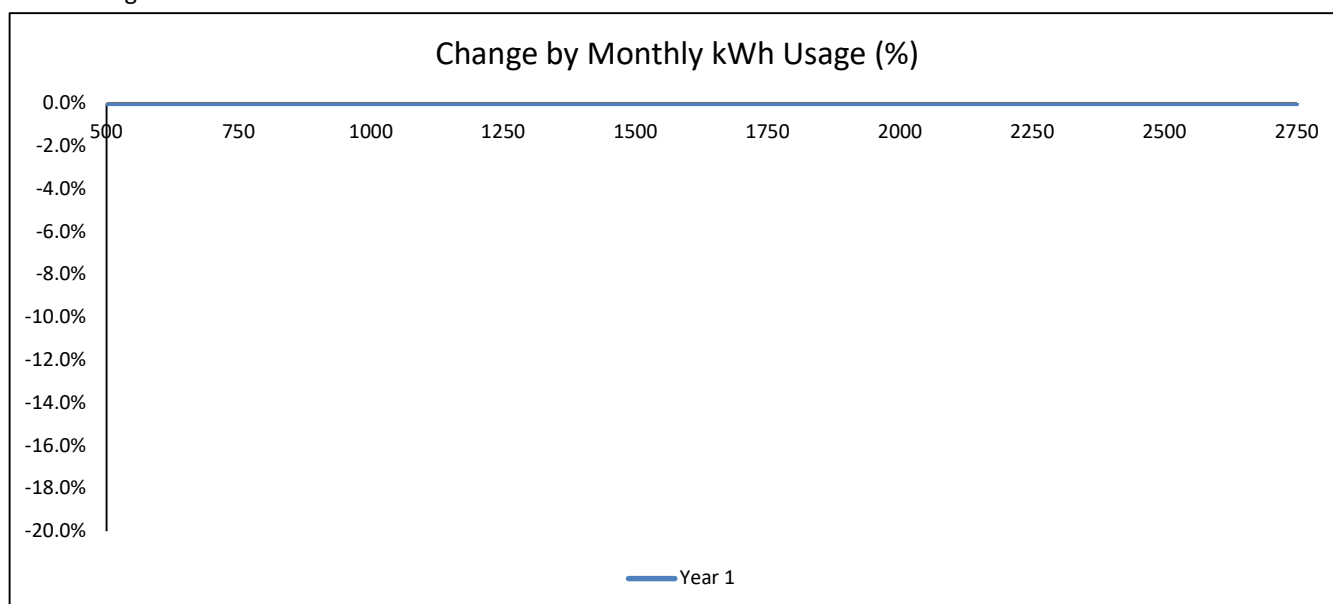


Rochelle Municipal Utilities

Rate Design

Projected Small General Service (130) Rates

Rates	Current	Year 1
Monthly Facilities Charge:		
All Customers	\$ 23.00	\$ 23.00
Energy Charge:		
Block 1 (0 - 1,000 kWh)	\$ 0.12735	\$ 0.12735
Block 2 (Excess)	\$ 0.11735	\$ 0.11735
Power Cost Adjustment:		
All Energy	\$ 0.00100	\$ 0.00100
Revenue from Rate	\$ 2,737,968	\$ 2,737,968
Change from Previous		0.0%



Rochelle Municipal Utilities

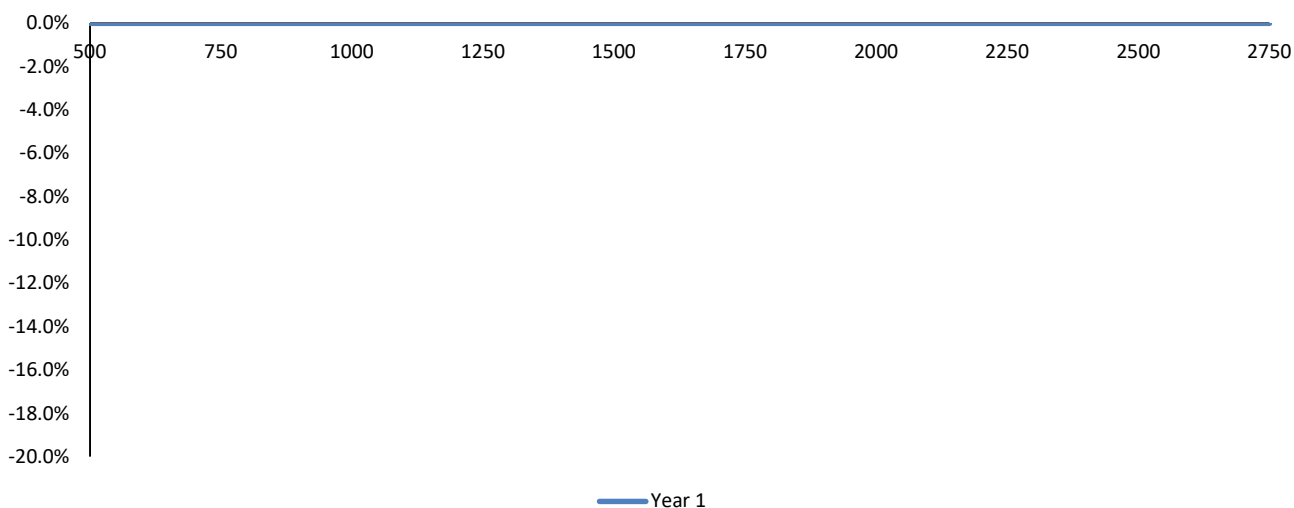
Rate Design

Projected Municipal Rates

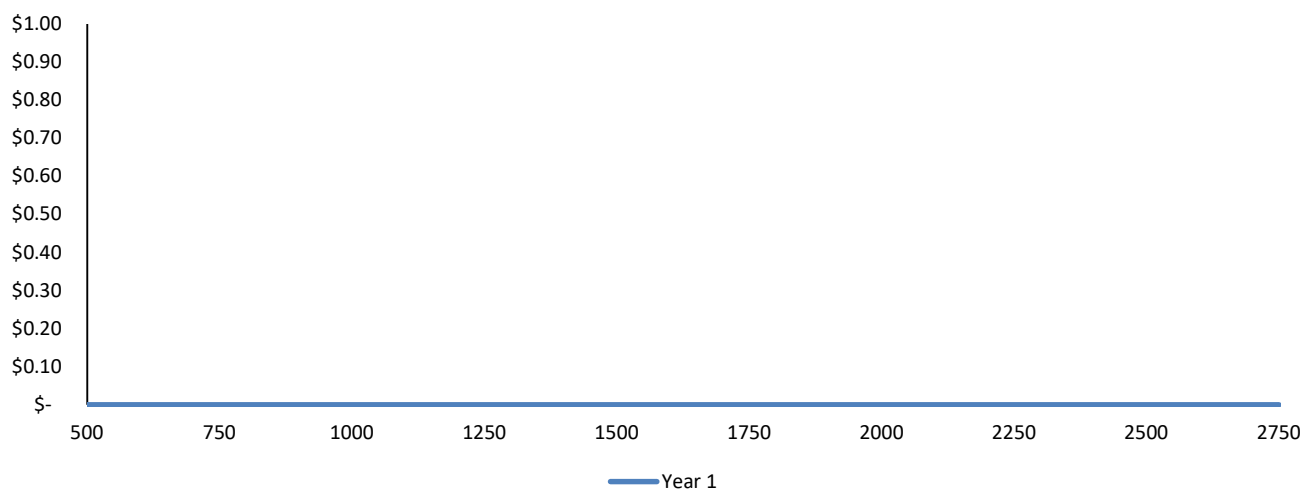
20%

Rates	Current	Year 1
Monthly Facilities Charge:		
All Customers	\$ 23.00	\$ 23.00
Energy Charge:		
Block 1 (0 - 1,000 kWh)	\$ 0.10188	\$ 0.10188
Block 2 (Excess)	\$ 0.09388	\$ 0.09388
Power Cost Adjustment:		
All Energy	\$ 0.00100	\$ 0.00100
Revenue from Rate	\$ 16,051	\$ 16,051
Change from Previous		0.0%

Change by Monthly kWh Usage (%)



Change by Monthly kWh Usage (\$)



Rochelle Municipal Utilities

Rate Design

Projected Security Lighting (SecL) Rates

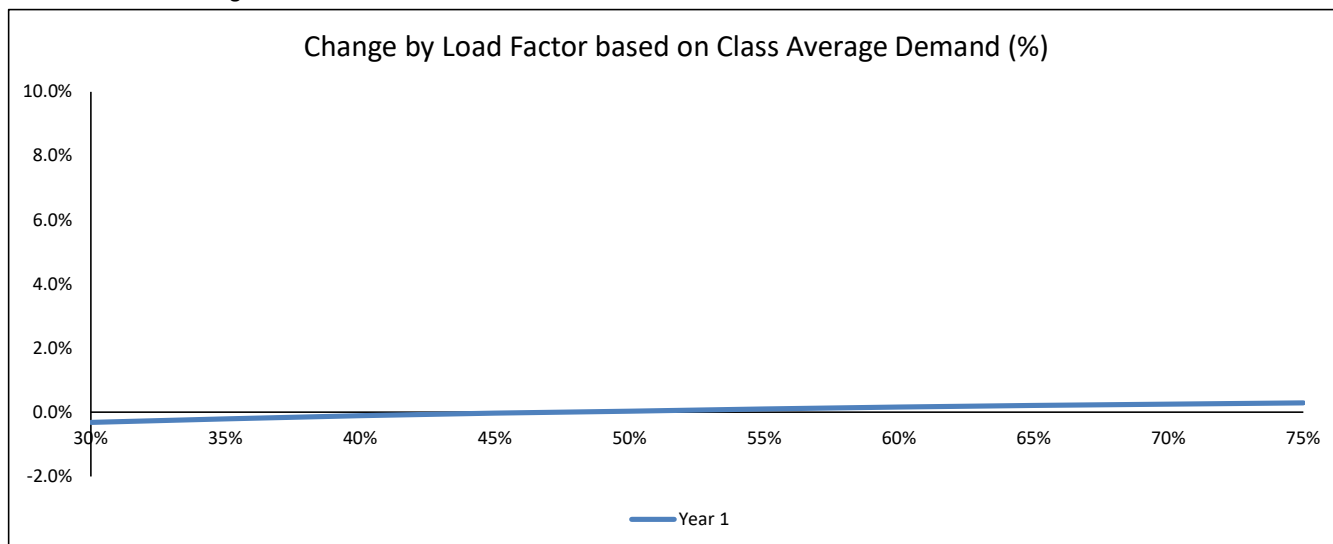
Rates	Current		Year 1	
Monthly Facilities Charge:				
Yard Light-Flat Rate	\$	13.86	\$	14.07
180-100 HPS With Pole	\$	21.98	\$	22.31
180-100 HPS W/O Pole	\$	10.13	\$	10.28
180-175 MV With Pole	\$	24.06	\$	24.42
180-250 HPS With Pole	\$	28.00	\$	28.42
180-250 HPS W/O Pole	\$	12.63	\$	12.82
170-100 HPS W/O Pole Muni	\$	-	\$	-
170-250 HPS With Pole Muni	\$	63.18	\$	64.13
170-250 HPS W/O Pole Muni	\$	9.05	\$	9.19
180-200 HPS With Pole	\$	18.05	\$	18.32
Sec Light-FLAGG ROCHELLE PARK	\$	45.11	\$	45.79
Sec Light-VINCE'S	\$	54.14	\$	54.95
Sec Light-TONY CASSOLA	\$	36.10	\$	36.64
Sec Light-ST PAUL LUTHERAN	\$	36.10	\$	36.64
Sec Light-ROCHELLE C CLUB	\$	57.25	\$	58.11
Sec Light-VILLAGE OF CRESTON	\$	821.00	\$	833.32
Sec Light-VILLAGE OF HILLCREST	\$	550.27	\$	558.52
Sec Light-AMER MOB HOME	\$	234.62	\$	238.14
Sec Light-OPEN BIBLE CHRI	\$	72.20	\$	73.28
Power Cost Adjustment:				
All Energy	\$	-	\$	-
Revenue from Rate	\$	88,820	\$	90,152
Change from Previous				1.5%

Rochelle Municipal Utilities

Rate Design

Projected Small General Service (Demand) (140SGS) Rates

Rates	Current	Year 1
Monthly Facilities Charge:		
All Customers	\$ 115.00	\$ 115.00
Energy Charge:		
Block 1 (0 - 5,000 kWh)	\$ 0.08054	\$ 0.07812
Block 2 (5001 - 40,000 kWh)	\$ 0.06595	\$ 0.06670
Block 3 (Excess)	\$ 0.05556	\$ 0.05600
Demand Charge		
All Demand	\$ 12.10	\$ 12.10
Power Cost Adjustment:		
All Energy	\$ 0.00100	\$ 0.00100
Revenue from Rate	\$ 2,548,135	\$ 2,548,135
Change from Previous		0.0%

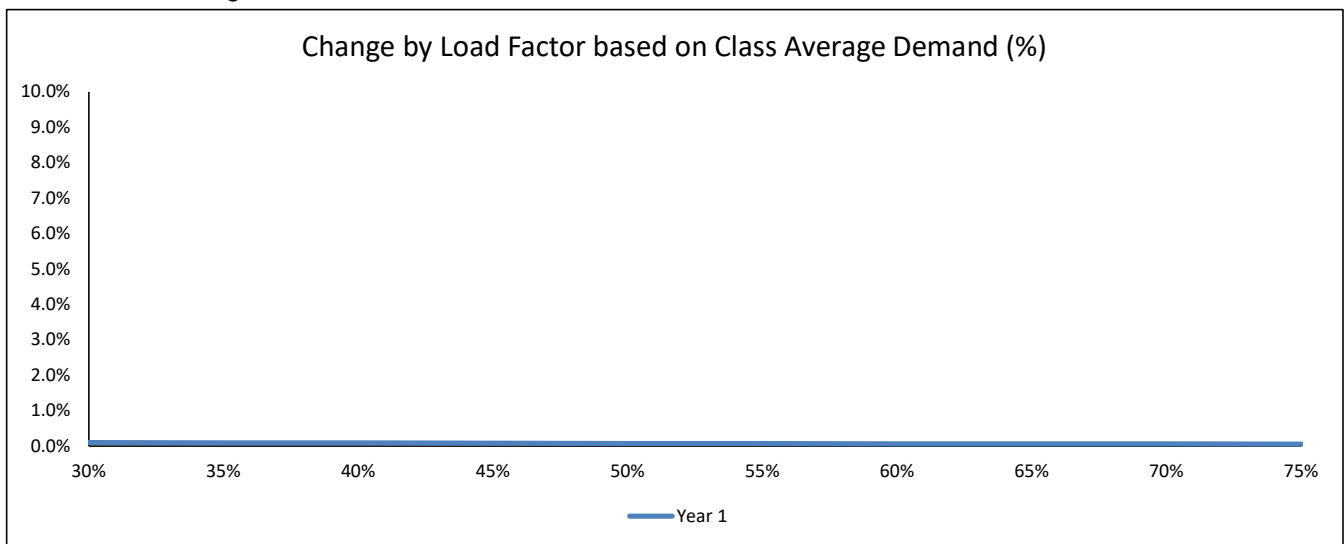


Rochelle Municipal Utilities

Rate Design

Projected Large General Service (150LGS) Rates

Rates	Current	Year 1
Monthly Facilities Charge:		
Monthly Charge	\$ 150.00	\$ 180.00
Energy Charge:		
All Energy	\$ 0.05700	\$ 0.05700
Demand Charge		
All Demand	\$ 15.00	\$ 15.00
Power Cost Adjustment:		
All Energy	\$ 0.00100	\$ 0.00100
Revenue from Rate	\$ 8,582,101	\$ 8,589,301
Change from Previous		0.1%

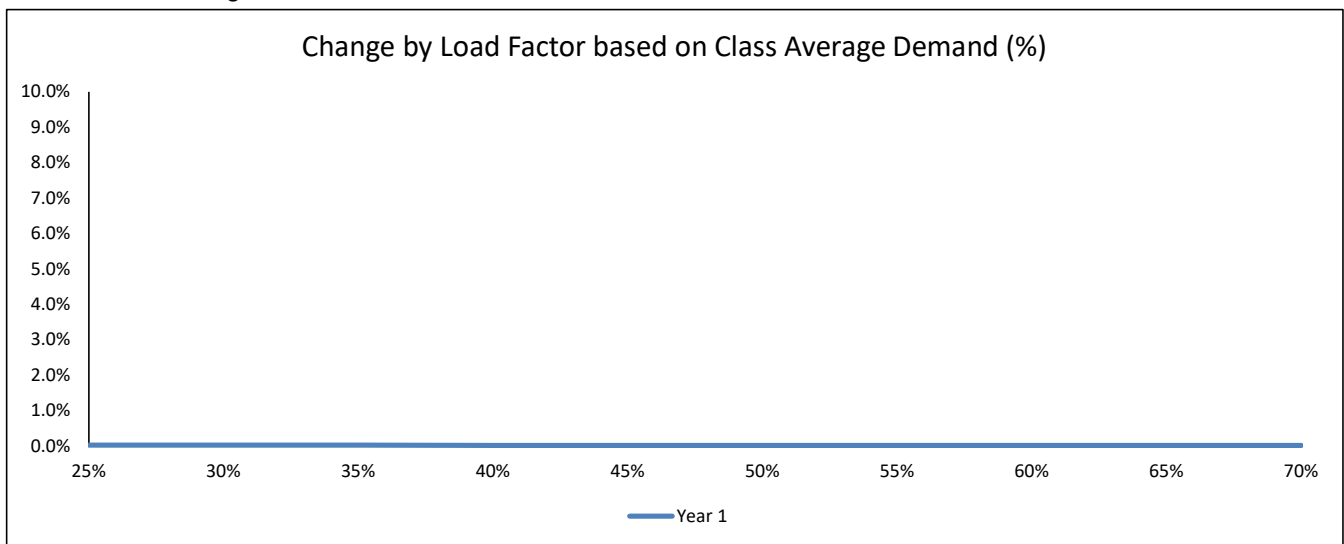


Rochelle Municipal Utilities

Rate Design

Projected Large General Service Int (151LGS) Rates

Rates	Current	Year 1
Monthly Facilities Charge:		
Monthly Charge	\$ 225.00	\$ 240.00
Energy Charge:		
All Energy	\$ 0.05735	\$ 0.05735
Demand Charge		
All Demand	\$ 14.50	\$ 14.50
Power Cost Adjustment:		
All Energy	\$ 0.00100	\$ 0.00100
Revenue from Rate	\$ 704,425	\$ 704,605
Change from Previous		0.0%

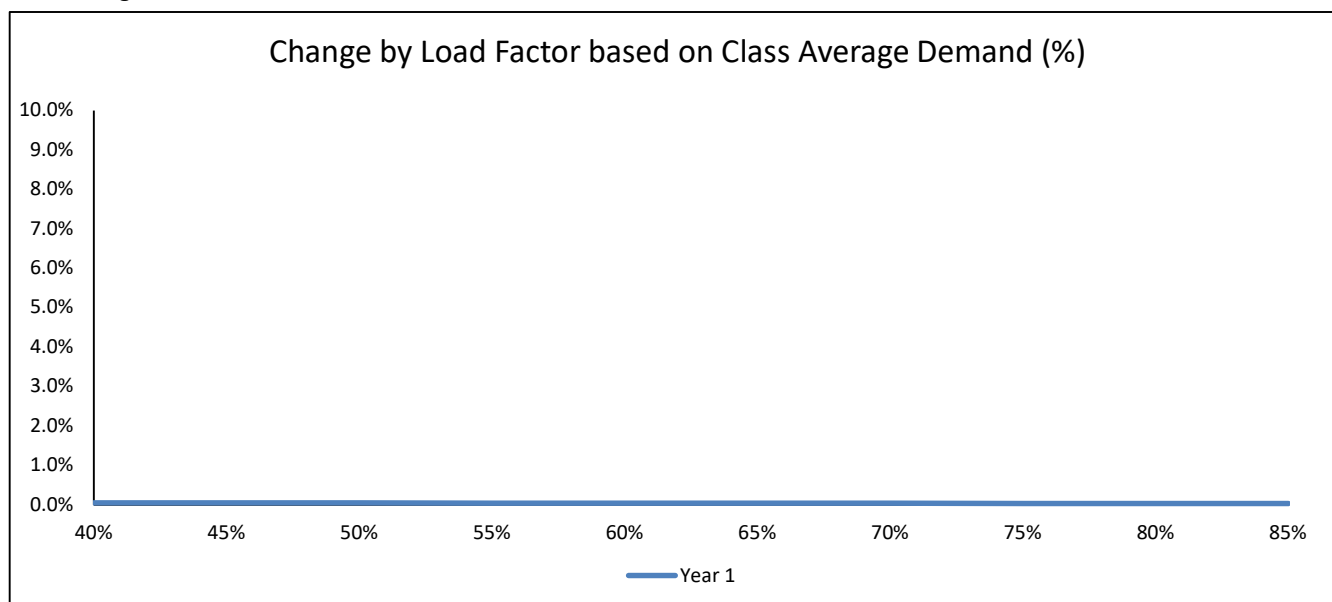


Rochelle Municipal Utilities

Rate Design

Projected Large General Service TOU (160LGST) Rates

Rates	Current	Year 1
Monthly Facilities Charge:		
All Customers	\$ 260.00	\$ 270.00
Energy Charge:		
On Peak Energy	\$ 0.08000	\$ 0.08000
Off Peak Energy	\$ 0.04600	\$ 0.04600
Demand Charge:		
Demand	\$ 14.50	\$ 14.50
Power Cost Adjustment:		
All Energy	\$ 0.00100	\$ 0.00100
Revenue from Rate	\$ 5,023,928	\$ 5,025,728
Change from Previous		0.0%

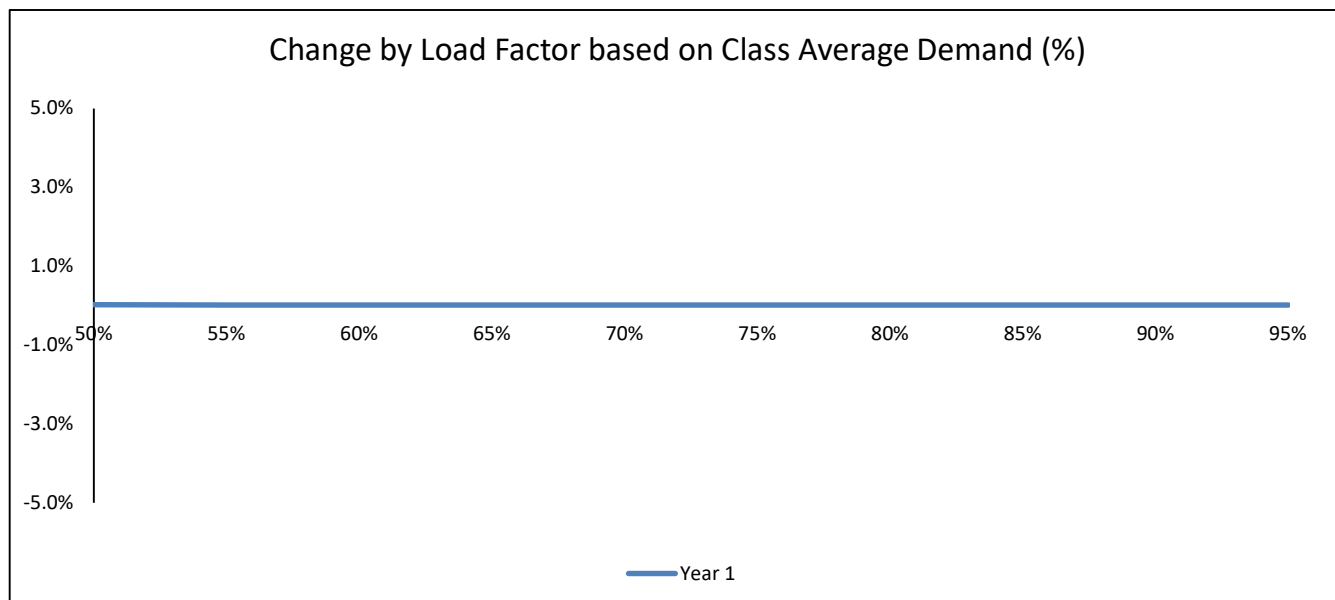


Rochelle Municipal Utilities

Rate Design

Projected Large General Service Data (163LGSD) Rates

Rates	Current	Year 1
Monthly Facilities Charge:		
All Customers	\$ 260.00	\$ 270.00
Energy Charge:		
On Peak Energy	\$ 0.08200	\$ 0.08200
Off Peak Energy	\$ 0.04500	\$ 0.04500
Demand Charge:		
Demand	\$ 14.00	\$ 14.00
Power Cost Adjustment:		
All Energy	\$ 0.00100	\$ 0.00100
Revenue from Rate	\$ 2,735,964	\$ 2,736,324
Change from Previous		0.0%

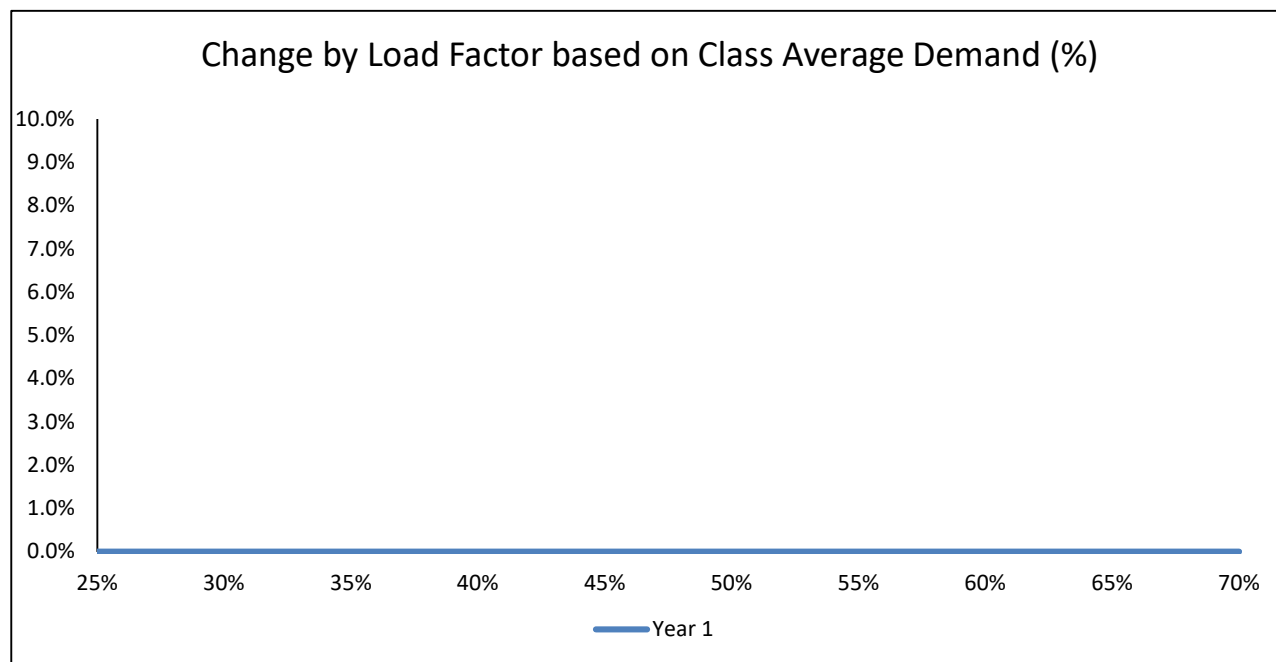


Rochelle Municipal Utilities

Rate Design

Projected Large General Service >5MW (165LGS) Rates

Rates	Current	Year 1
Monthly Facilities Charge:		
All Customers	\$ 250.00	\$ 260.00
Energy Charge:		
On Peak Energy	\$ 0.08400	\$ 0.08400
Off Peak Energy	\$ 0.03580	\$ 0.03580
Demand Charge:		
Power Supply	\$ 9.18	\$ 9.18
Distribution	\$ 8.02	\$ 8.02
Total Demand	\$ 17.20	\$ 17.20
Primary Discount	(121,043.77)	(121,043.77)
Power Cost Adjustment:		
All Energy	\$ 0.00100	\$ 0.00100
Revenue from Rate	\$ 5,628,028	\$ 5,628,148
Change from Previous		0.0%



Rochelle Municipal Utilities

Rate Design

Projected Hydroponic Agriculture Farming (167) Rates

Rates	Current	Year 1
Monthly Facilities Charge:		
All Customers	\$ 260.00	\$ 332.00
Energy Charge:		
Summer		
On Peak Energy	\$ 0.06020	\$ 0.04818
Off Peak Energy	\$ 0.02800	\$ 0.04247
Critical Peak Energy		\$ 0.39130
On Peak Discount	\$ 0.05420	\$ -
Off Peak Discount	\$ 0.02520	\$ -
Winter		
On Peak Energy		\$ 0.05165
Off Peak Energy		\$ 0.04332
Demand Charge:		
Demand	\$ 7.40	\$ 8.02
Demand Discount	\$ 6.66	\$ -
Power Cost Adjustment:		
All Energy	\$ 0.00100	\$ 0.00100
Revenue from Rate	\$ 1,480,465	\$ 1,875,245
Change from Previous		26.7%