



CITY OF RIO COMMUNITIES

FISCAL YEAR 2022-2023 FINAL BUDGET

ELECTED OFFICIALS



JOSHUA RAMSELL - MAYOR

MARGARET GUTJAHR – MAYOR PRO-TEMPORE/COUNCILOR

ARTHUR APODACA– COUNCILOR

LAWRENCE GORDON– COUNCILOR

JIMMIE WINTERS – COUNCILOR

HOLLY NOELLE CHAVEZ – MUNICIPAL JUDGE

ADMINISTRATIVE STAFF



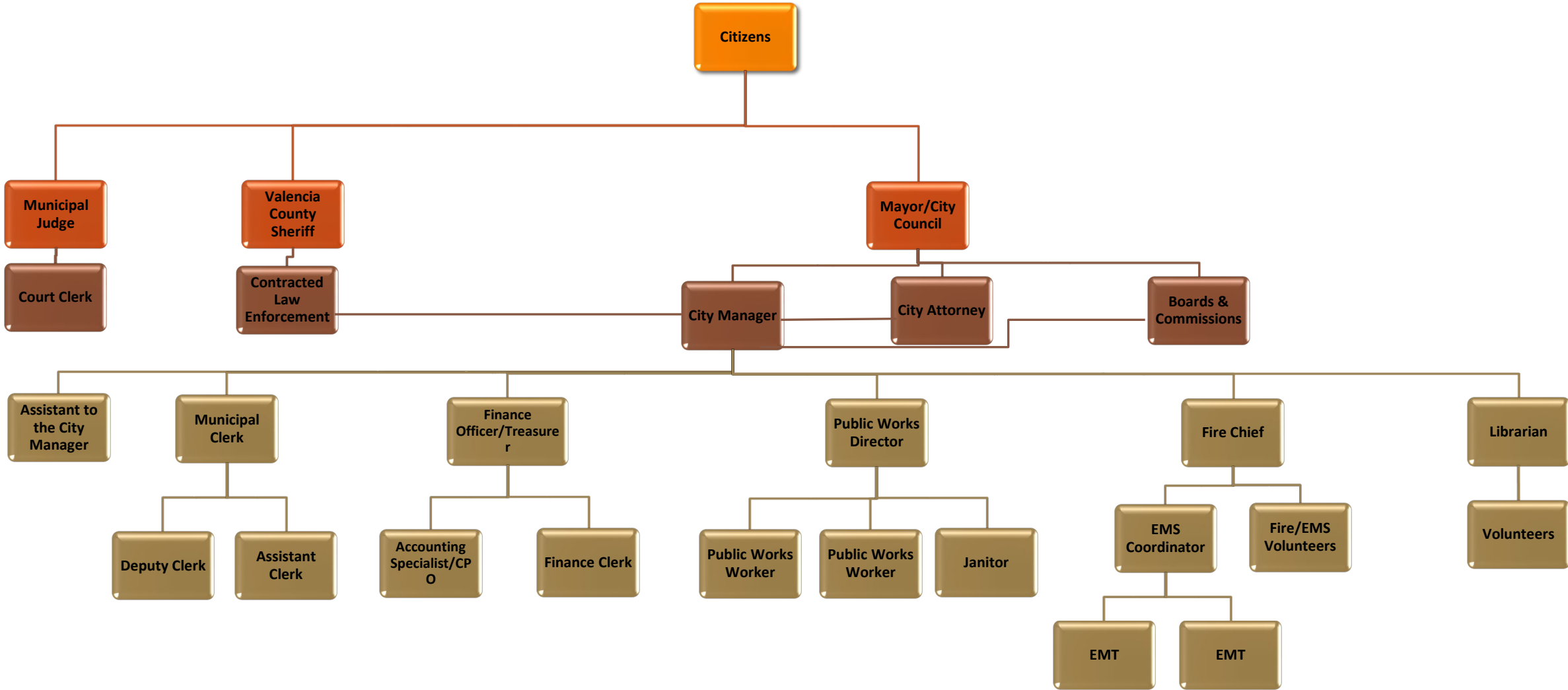
MARTIN D. MOORE, Ph.D. – CITY
MANAGER

ELIZABETH “LISA” ADAIR –
MUNICIPAL CLERK

STEPHANIE E. FINCH – FINANCE
OFFICER/TREASURER

GORDON REEVES – PUBLIC WORKS
DIRECTOR

CITY ORGANIZATIONAL CHART



DEPARTMENTAL/FUND RELATIONSHIP

General Governmental	Administrative Services	Public Works	Public Safety
City Council	Finance	Public Works Admin.	Code Enforcement
City Manager	Department of Admin.	City Facilities	Police
Legal	City Clerk	Maintenance	Fire
Contingency	Personnel	Street Maintenance	
Community Development	Elections	Public Works Yard	
Economic Development	Information Systems	Storm Water	
Planning & Zoning		Street Cleaning	

SERVICES CURRENTLY PROVIDED TO PUBLIC WITH GROSS RECEIPTS TAX & PROPERTY TAX

- * Office for public to receive permits and licenses
- * Municipal Court
- * Administration Office
- * Law Enforcement
- * Fire Protection
- * Code Enforcement
- * Economic Development
- * Planning & Zoning
- * Public Library
- * Animal Protection
- * 911 Dispatch
- * Public Works – Street Maintenance & Repair, Trash Clean-Up, Maintenance of City Buildings, Street Lighting

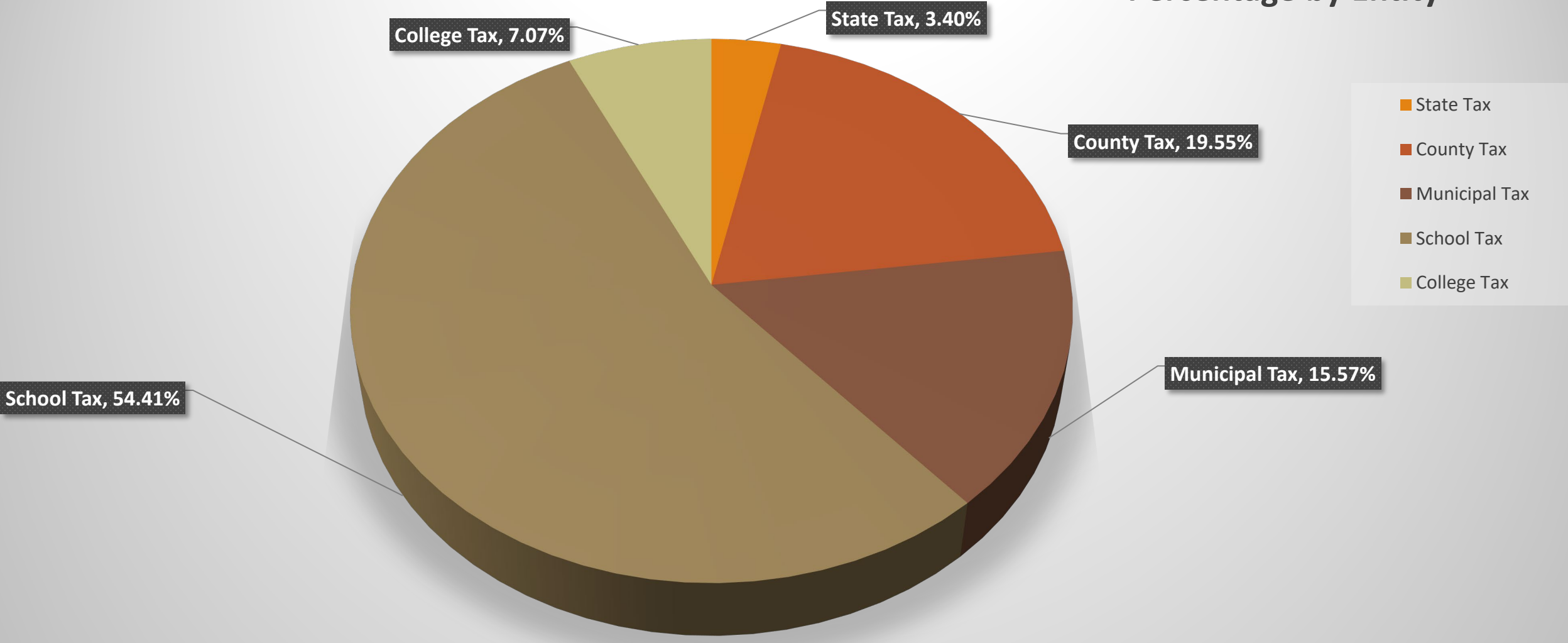
PROPERTY TAX BREAKDOWN

Calculation		Tax Bill Breakdown					
Net Property Value	Taxable Value (1/3 of Total Net Value)	State Tax	County Tax	Municipal Tax (New Mil Levy Rate)	School Tax	College Tax	Grand Total
\$150,000	\$50,000	\$68.00	\$392.15	\$312.50	\$1,091.50	\$141.85	\$2,006.00
\$200,000	\$66,667	\$90.67	\$522.87	\$416.67	\$1,455.33	\$189.13	\$2,674.67
\$250,000	\$83,333	\$113.33	\$653.58	\$520.83	\$1,819.17	\$236.42	\$3,343.33
\$300,000	\$100,000	\$136.00	\$784.30	\$625.00	\$2,183.00	\$283.70	\$4,012.00
\$350,000	\$116,667	\$158.67	\$915.02	\$729.17	\$2,546.83	\$330.98	\$4,680.67
\$400,000	\$133,333	\$181.33	\$1,045.73	\$833.33	\$2,910.67	\$378.27	\$5,349.33

These figures are estimates only

PROPERTY TAX BY PERCENTAGE

Percentage by Entity



Additional Revenue Plan

- * Annexation
- * Business Attraction & Retention
- * Housing Development
- * Unrealized GRT
- * Unrealized Property Tax
- * Negotiate New & Existing Franchise Agreements
- * Restructuring of City Fees
- * Zip Code / Postal Service Presence
- * Sale of Excess City Properties

City of Rio Communities Budget Recap FY 2022-2023

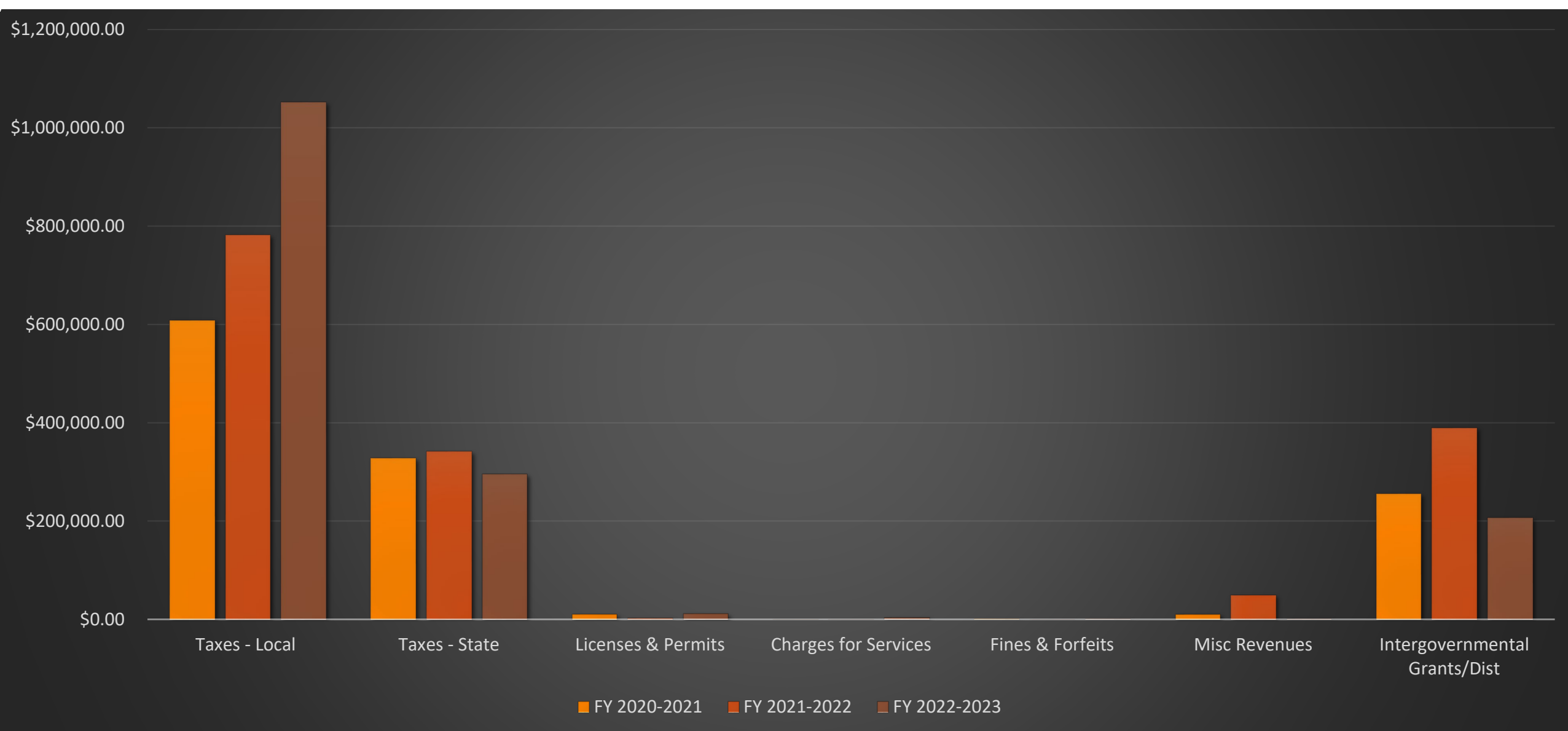
	Audited Beginning Cash 7/1/2022	Budgeted Revenue	Budgeted Expenditures	Transfers In (Out)	Projected Ending Cash 6/30/2023
General Fund					
General Operating Fund	\$ 1,654,447.24	\$ 1,570,822.00	\$ 1,527,718.00	\$ (714,066.00)	\$ 983,485.24
Locally Imposed Reserve	\$ 730,010.00	\$ -	\$ -	\$ -	\$ 730,010.00
General Fund Total	\$ 2,384,457.24	\$ 1,570,822.00	\$ 1,527,718.00	\$ (714,066.00)	\$ 1,713,495.24
Special Revenue Funds					
Corrections	\$ 7,111.00	\$ 1,000.00	\$ 1,000.00	\$ -	\$ 7,111.00
Environmental	\$ 21,043.14	\$ 10,860.00	\$ 10,860.00	\$ -	\$ 21,043.14
Emergency Medical Services	\$ 2,042.11	\$ -	\$ 2,042.11	\$ -	\$ -
Fire Protection	\$ 11,102.35	\$ 317,565.00	\$ 287,306.04	\$ (30,258.96)	\$ 11,102.35
Law Enforcement Protection	\$ -	\$ 45,000.00	\$ 45,000.00	\$ -	\$ -
Municipal Street	\$ 21,328.95	\$ 18,000.00	\$ 28,000.00	\$ -	\$ 11,328.95
American Rescue Plan Act	\$ 561,096.50	\$ 561,096.50	\$ 1,122,193.00	\$ -	\$ -
Bill Brown Memorial Fund	\$ 326,322.52	\$ -	\$ 326,322.52	\$ -	\$ -
Fire Excise GRT	\$ 14,819.14	\$ 45,000.00	\$ 32,310.00	\$ -	\$ 27,509.14
EMS GRT	\$ 158,204.68	\$ 155,000.00	\$ 241,278.00	\$ -	\$ 71,926.68
Wildland Fire	\$ -	\$ -	\$ -	\$ -	\$ -
Special Revenue Funds Total	\$ 1,123,070.39	\$ 1,153,521.50	\$ 2,096,311.67	\$ (30,258.96)	\$ 150,021.26
Capital Projects Funds					
State Legislative Appropriation Project	\$ -	\$ 1,750,000.00	\$ 1,750,000.00	\$ -	\$ -
Road/Street Projects	\$ -	\$ 222,197.00	\$ 296,263.00	\$ 74,066.00	\$ -
Other Capital Projects	\$ -	\$ -	\$ 640,000.00	\$ 640,000.00	\$ -
Capital Projects Funds Total	\$ -	\$ 1,972,197.00	\$ 2,686,263.00	\$ 714,066.00	\$ -
Debt Service Funds					
NMFA Loan Debt Service	\$ 54.98	\$ 1,000.00	\$ 30,258.96	\$ 30,258.96	\$ 1,054.98
Debt Service Funds Total	\$ 54.98	\$ 1,000.00	\$ 30,258.96	\$ 30,258.96	\$ 1,054.98
Total All Funds	\$ 3,507,582.61	\$ 4,697,540.50	\$ 6,340,551.63	\$ 0.00	\$ 1,864,571.48

General Operating Fund

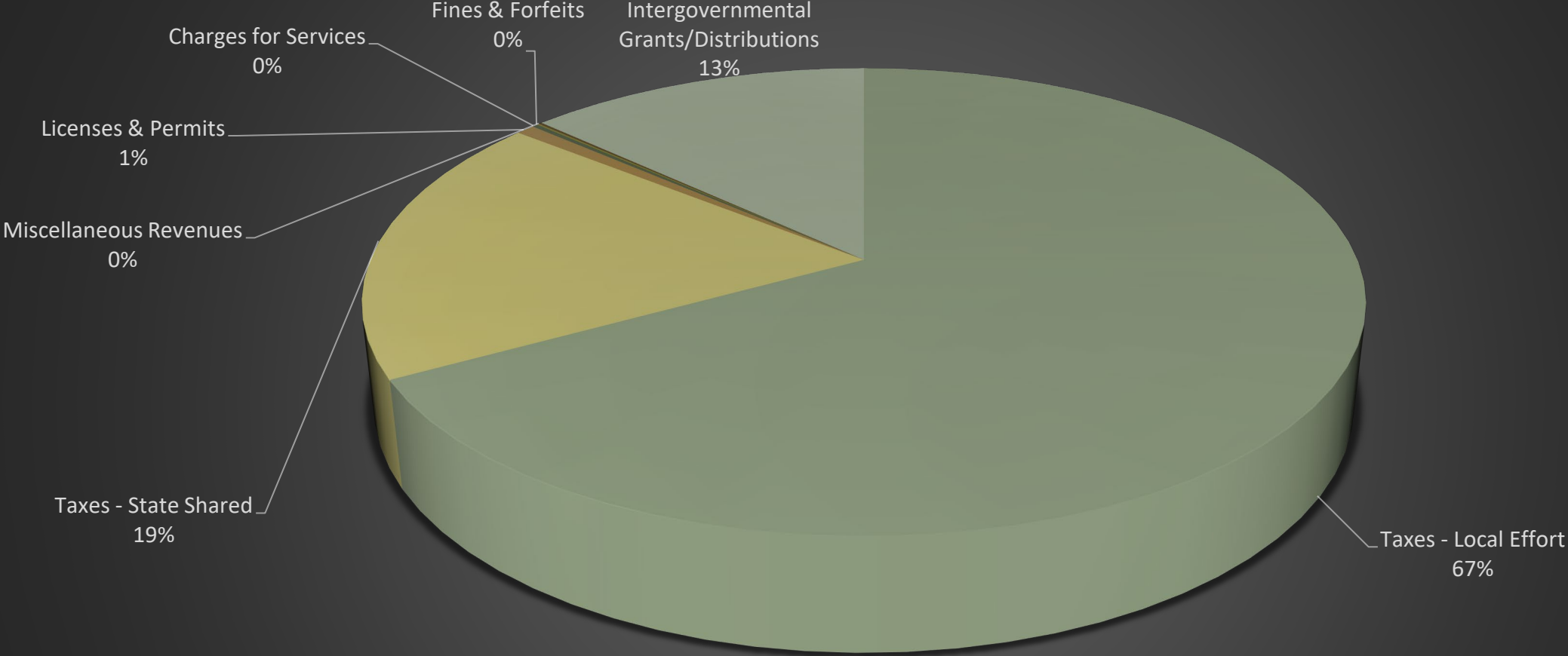
Budget in Brief - Revenue Summary for General Fund

CATEGORY	DESCRIPTION	AMOUNT
Taxes – Local Effort	Franchise Tax, GRT – Local , Property Tax	\$1,052,022.00
Taxes – State Shared	GRT – Municipal Equivalent, Motor Vehicle Excise Tax, Other State Shared Taxes	\$295,000.00
Licenses & Permits	Animal Licenses, Building Permits, Business Licenses, Zoning Permits, Road Cut Permits	\$11,150.00
Charges for Services	Animal Pound Fees, Printing & Copying, Rental Fees, Other Charges for Services	\$3,400.00
Fines & Forfeits	Court Fines	\$1,350.00
Miscellaneous Revenues	Interest Income	\$1,900.00
Intergovernmental Grants/Distributions	Small Cities Assistance, Other State Distributions	\$206,000.00
	Revenue Total	\$1,570,822.00

Budget in Brief – Revenues for 3 Fiscal Years



Budgeted General Fund Revenue by Category



■ Taxes - Local Effort ■ Taxes - State Shared ■ Licenses & Permits ■ Charges for Services ■ Fines & Forfeits ■ Miscellaneous Revenues ■ Intergovernmental Grants/Distributions

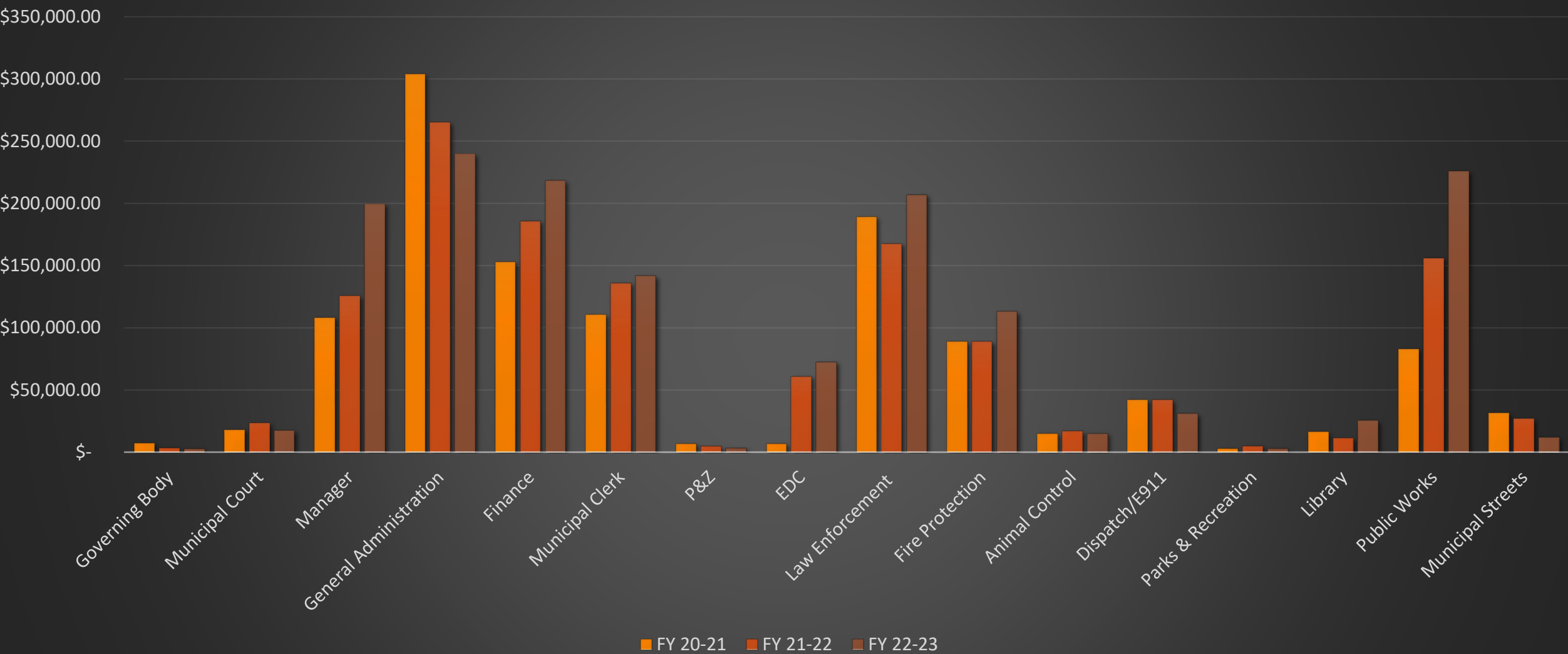
Budget in Brief - Expenditure Summary for General Fund

CATEGORY	DESCRIPTION	AMOUNT
Salary & Wages	Salary & Wages for paid Elected Officials, Commissions, On-Call Employees & Full & Part Time Employees (Includes increases for certain employees)	\$727,598.00
Employee Benefits	Social Security, Medicare, Retirement, Workers Comp, SUTA, Health, Dental & Vision Benefits	\$272,686.00
Travel Costs	Travel cost for all Elected Officials, Commissions, On-Call Employees & Full & Part Time Employees	\$5,800.00
Purchased Property Services	Maintenance & Repairs of Buildings & Vehicles	\$14,250.00
Contractual Services	Contracts for the Audit, Attorney Fees, Engineering Fees, Contractor Fees	\$328,562.00
Supplies	Software, Office Supplies, Safety Supplies, Janitorial Supplies, Equipment Supplies	\$48,850.00
Operating Costs	Employee Training, Surety Bonding, Subscriptions & Dues, Printing/Publishing/Advertising, Postage, Telecommunications, Utilities, Rent of Equipment/Machinery	\$129,972.00
	Expenditure Total	\$1,527,718.00

Budget in Brief - Expenditures by Department (General Fund)

	FY 2021-2022	FY 2022-2023	
	Budget	Budget	Change in Budget
General Fund			
Governing Body	\$ 3,400.00	\$ 2,900.00	\$ (500.00)
Municipal Court	\$ 23,349.00	\$ 17,365.00	\$ (5,984.00)
City Manager	\$ 125,426.00	\$ 199,450.00	\$ 74,024.00
General Administration	\$ 264,938.00	\$ 239,712.00	\$ (25,226.00)
Finance	\$ 185,755.00	\$ 218,354.00	\$ 32,599.00
Municipal Clerk	\$ 135,817.00	\$ 141,818.00	\$ 6,001.00
Planning & Zoning	\$ 4,600.00	\$ 3,500.00	\$ (1,100.00)
Economic Development	\$ 60,900.00	\$ 72,500.00	\$ 11,600.00
Law Enforcement	\$ 167,514.00	\$ 206,863.00	\$ 39,349.00
Fire Protection	\$ 88,765.00	\$ 113,200.00	\$ 24,435.00
Animal Control	\$ 17,000.00	\$ 15,000.00	\$ (2,000.00)
Dispatch/E911	\$ 42,000.00	\$ 31,000.00	\$ (11,000.00)
Emergency Services/Disaster	\$ 100,988.00	\$ -	\$ (100,988.00)
Parks & Recreation	\$ 5,000.00	\$ 3,000.00	\$ (2,000.00)
Library	\$ 11,258.00	\$ 25,326.00	\$ 14,068.00
Public Works	\$ 156,122.00	\$ 225,730.00	\$ 69,608.00
Municipal Streets	\$ 27,000.00	\$ 12,000.00	\$ (15,000.00)
General Fund Department			
Total	\$ 1,419,832.00	\$ 1,527,718.00	\$ 107,886.00

Budget in Brief – Expenditures by Department (General Fund)



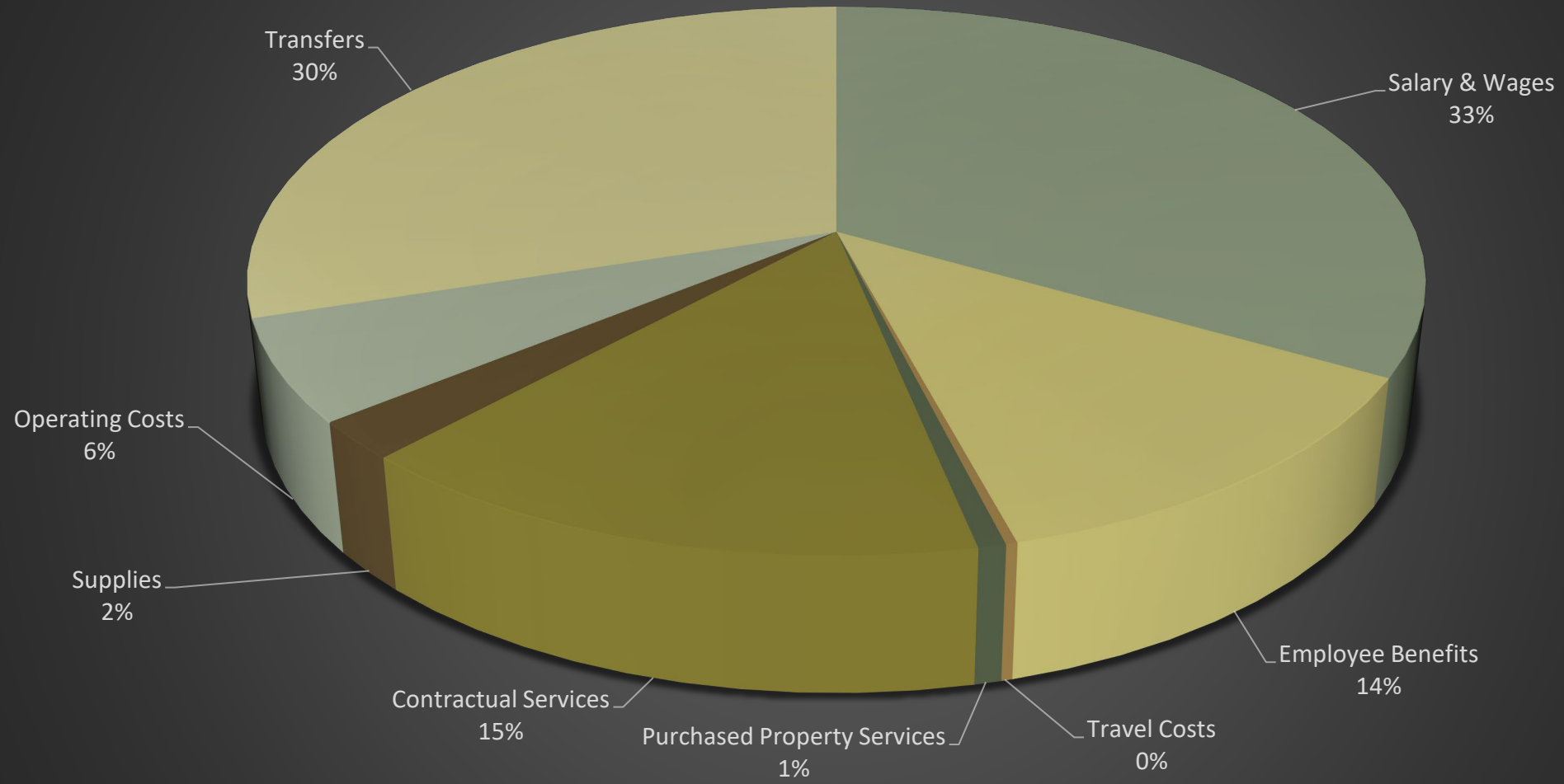
One Time, Non-Capital Expenditures

Project Name	DESCRIPTION	AMOUNT
Palmetto L.L.C. (Ralph Mims)	Economic Development Consultant	\$60,000.00
Sunny 505	Ongoing Strategic Public Relations & Media Relations Outreach	\$10,000.00
Special Code Enforcement Operation	Fire, Nuisance, Zoning & Other Municipal Code Violations	\$118,784.00
Grant Writer	Contracted Grant Writing Services	\$25,000.00
	Expenditure Total	\$213,784.00

Budget in Brief – Transfers for Capital Projects

Project Name	DESCRIPTION	AMOUNT
Annexation	Costs associated with Annexation	\$80,000.00
City Hall Improvements	Costs to improve City Hall Interior	\$50,000.00
Engineering/Architectural (On-Call Services)	Engineering & Architectural Services	\$100,000.00
MAP Grant	Grant Match for NMDOT MAP Grant	\$74,066.00
Police Department	Start-Up Costs to include remodel of Police Department in Municipal Complex, purchase of equipment, machinery, office furniture, etc.	\$350,000.00
	Expenditure Total	\$654,066.00

FY 22/23 Budgeted General Fund Expenditures by Category



- Salary & Wages
- Employee Benefits
- Travel Costs
- Purchased Property Services
- Contractual Services
- Supplies
- Operating Costs
- Transfers

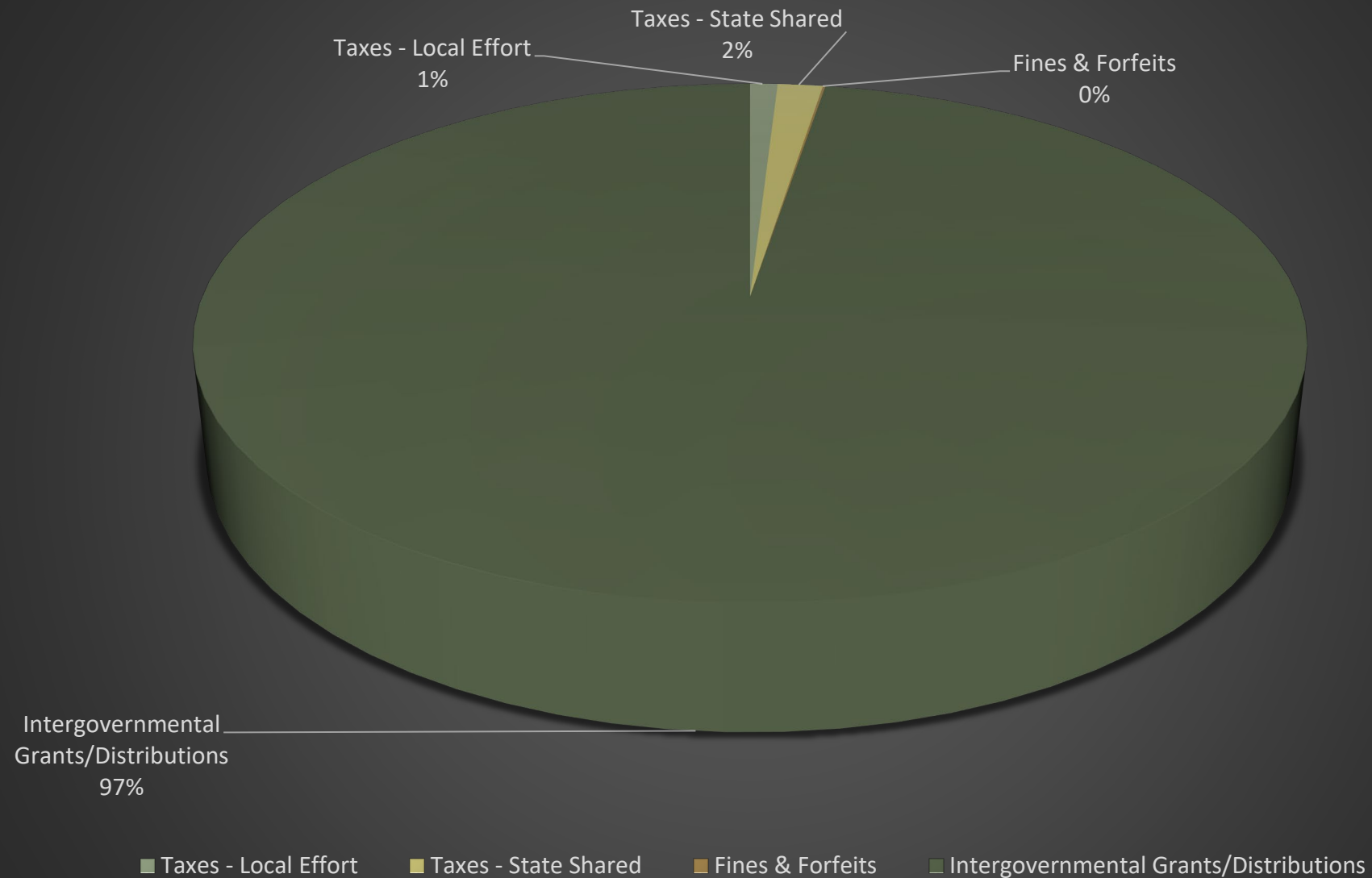
Special Revenue Funds

- * CORRECTIONS FUND * ENVIRONMENTAL GRT FUND
- * FIRE PROTECTION FUND * LAW ENFORCEMENT PROTECTION FUND
- * MUNICIPAL STREET FUND * AMERICAN RESCUE PLAN ACT FUND
- * BILL BROWN – PARKS & REV/PUBLIC WORKS FUND
- * COUNTY FIRE EXCISE GRT FUND * COUNTY EMS GRT FUND

Budget in Brief - Revenue Summary for Special Revenue Funds

CATEGORY	DESCRIPTION	AMOUNT
Taxes – Local Effort	Environmental GRT	\$10,860.00
Taxes – State Shared	Gasoline Tax	\$18,000.00
Fines & Forfeits	Correction Fees	\$1,000.00
Intergovernmental Grants/Distributions	Fire Protection Fund, Law Enforcement Protection Fund, American Recovery Plan Act, County Fire Excise GRT, County EMS GRT	\$1,123,661.50
	Revenue Total	\$1,153,661.50

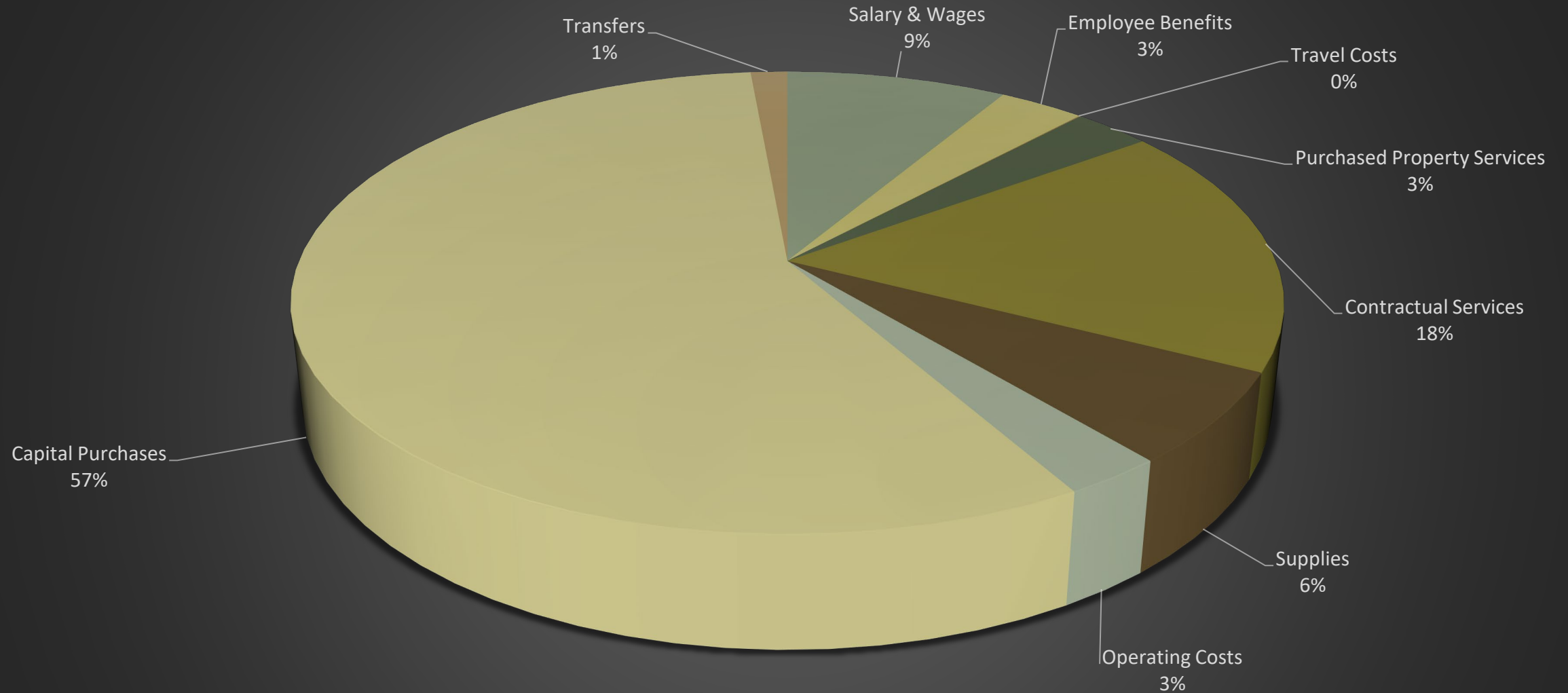
Budget in Brief - Revenue for Special Revenue Funds



Budget in Brief - Expenditure Summary for Special Revenue Funds

CATEGORY	DESCRIPTION	AMOUNT
Salary & Wages	Stipends for Fire/EMS Volunteers, 2 Full Time EMT's, 1 Full Time EMS Coordinator, Temporary On-Call EMT's (2080 hours @ \$15/hr)	\$181,580.00
Employee Benefits	Social Security & Medicare, Retirement, Workman's Comp, SUTA, Health, Dental & Vision	\$70,508.00
Travel Costs	Travel cost for Fire/EMS Volunteers	\$1,000.00
Purchased Property Services	Maintenance & Repairs of Buildings & Vehicles	\$64,000.00
Contractual Services	Contracts for the Audit, Attorney Fees, Engineering Fees, Contractor Fees	\$375,360.00
Supplies	Software, Office Supplies, Safety Supplies, Janitorial Supplies, Equipment Supplies	\$135,932.65
Operating Costs	Employee Training, Surety Bonding, Subscriptions & Dues, Printing/Publishing/Advertising, Postage, Telecommunications, Utilities, Rent of Equipment/Machinery	\$59,512.00
Capital Purchases	Equipment & Machinery for Fire Department	\$1,208,419.02
Transfers	Transfers In/Out (Payment on Fire Truck)	\$30,258.96
	Expenditure Total	\$2,126,570.63

FY 22/23 Budgeted Special Revenue Fund Expenditures by Category



■ Salary & Wages ■ Employee Benefits ■ Travel Costs ■ Purchased Property Services ■ Contractual Services ■ Supplies ■ Operating Costs ■ Capital Purchases ■ Transfers

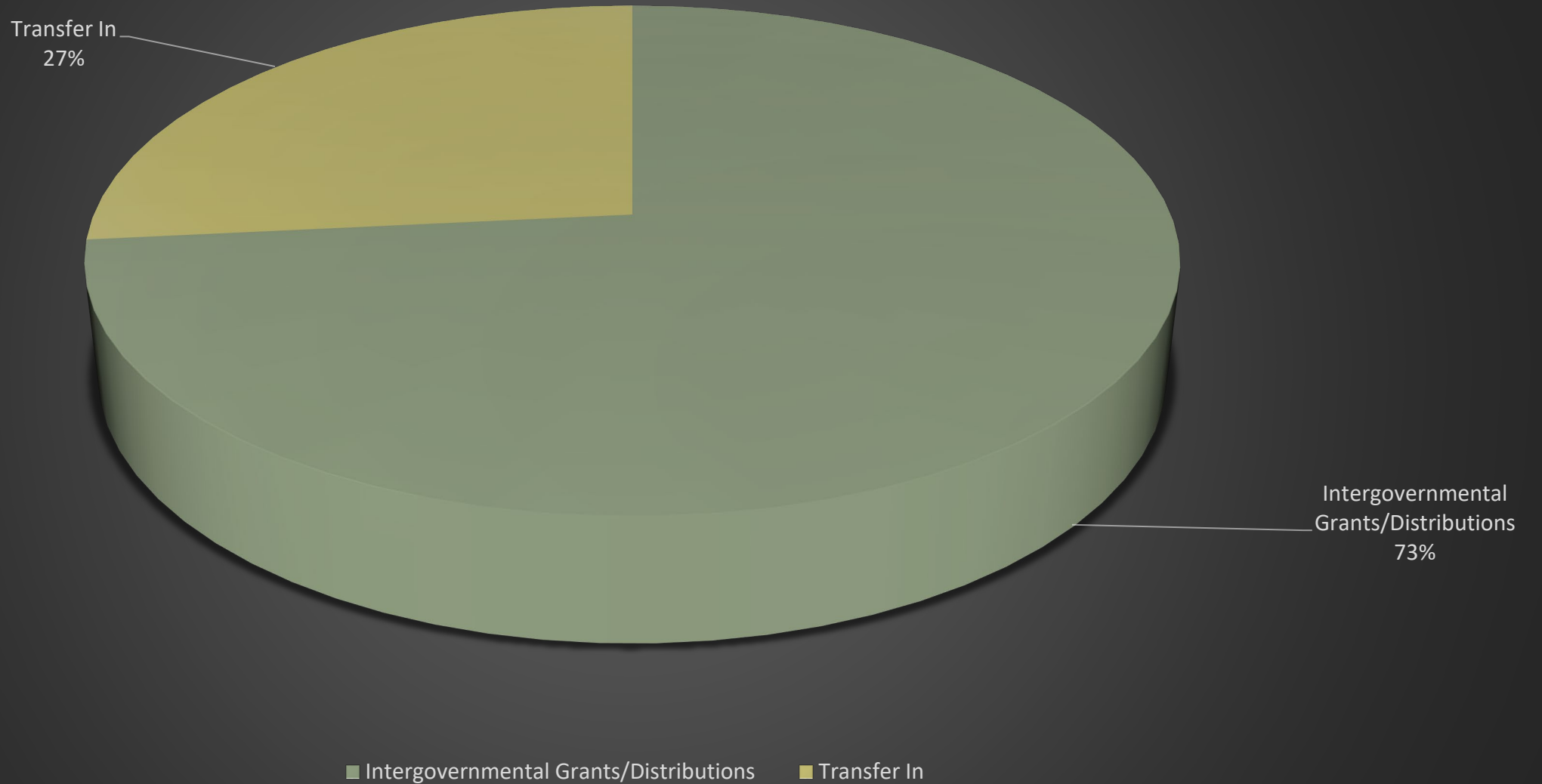
Capital Project Funds

- * STATE LEGISLATIVE APPROPRIATION PROJECTS
 - * ROAD/STREET PROJECTS
 - * OTHER CAPITAL PROJECTS

Budget in Brief - Revenue Summary for Capital Project Funds

CATEGORY	DESCRIPTION	AMOUNT
Intergovernmental Grants/Distributions	Legislative Appropriations, NMDOT Grants	\$1,972,197.00
Transfers	Transfer In for Capital Projects	\$714,066.00
	Revenue Total	\$2,686,263.00

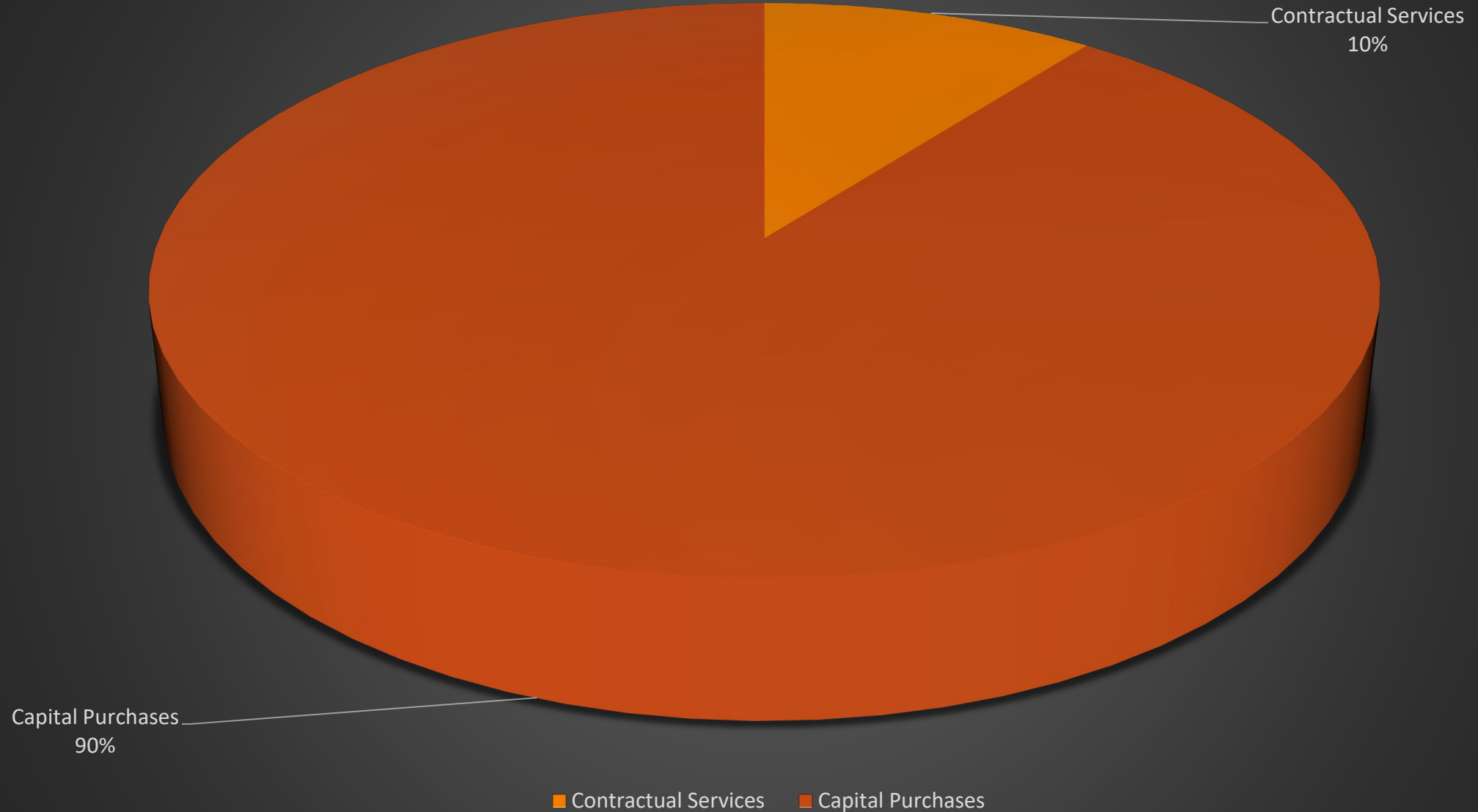
FY 21/22 Budgeted Capital Project Funds Revenue by Category



Budget in Brief - Expenditure Summary for Capital Project Funds

CATEGORY	DESCRIPTION	AMOUNT
Contractual Services	Annexation Fees & Engineering Costs for NMDOT Grant	\$280,000.00
Capital Purchases	City Hall/Multi Purpose Complex Renovations, Parks & Trails, Public Works	\$2,406,263.00
	Expenditure Total	\$2,686,263.00

Budget in Brief - Expenditures for Capital Project Funds



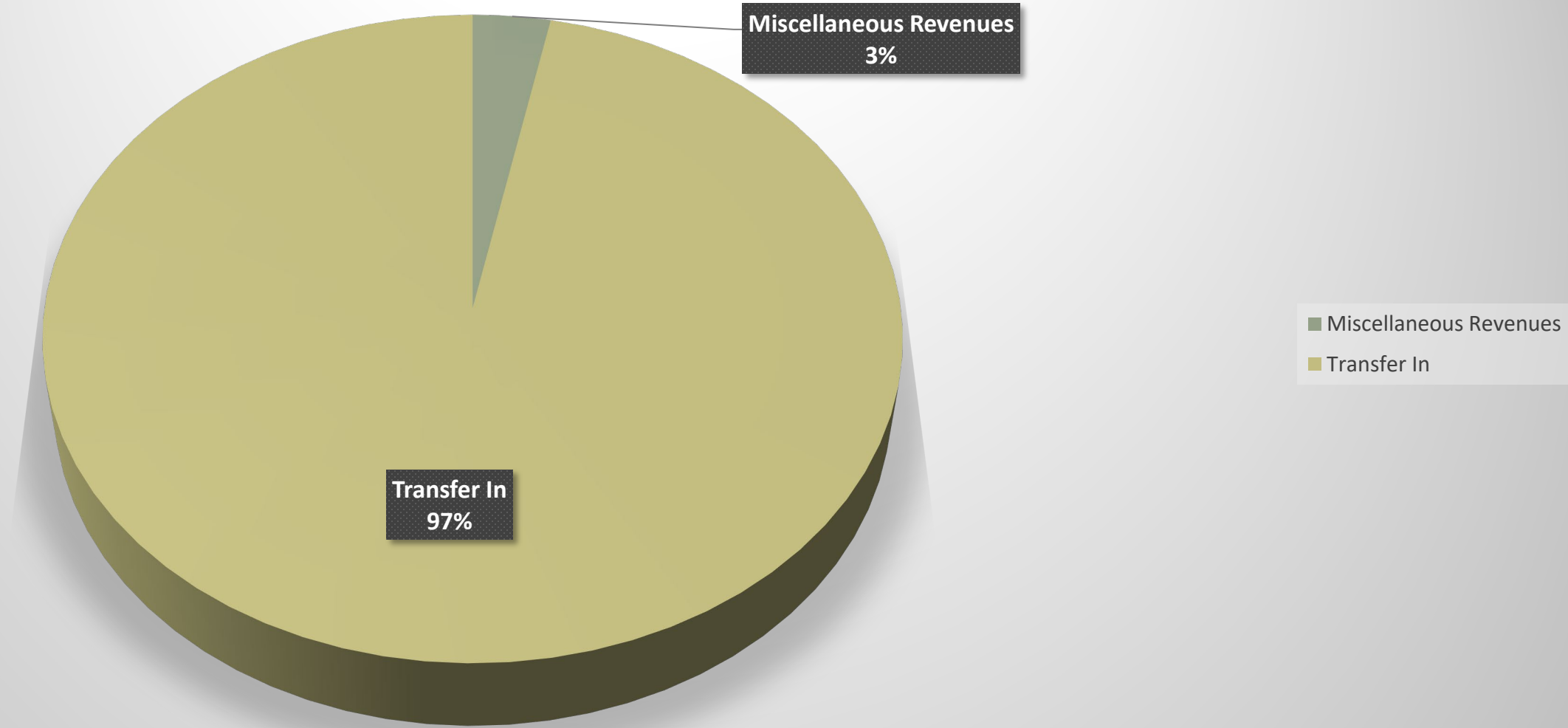
Debt Service Fund

* NMFA LOAN FOR FIRE TRUCK

Budget in Brief - Revenue Summary for Debt Service Funds

CATEGORY	DESCRIPTION	AMOUNT
Miscellaneous Revenues	Interest Income – NMFA Loan	\$1,000.00
Transfers	Transfer In for NMFA Loan Debt Service	\$30,258.96
	Revenue Total	\$31,258.96

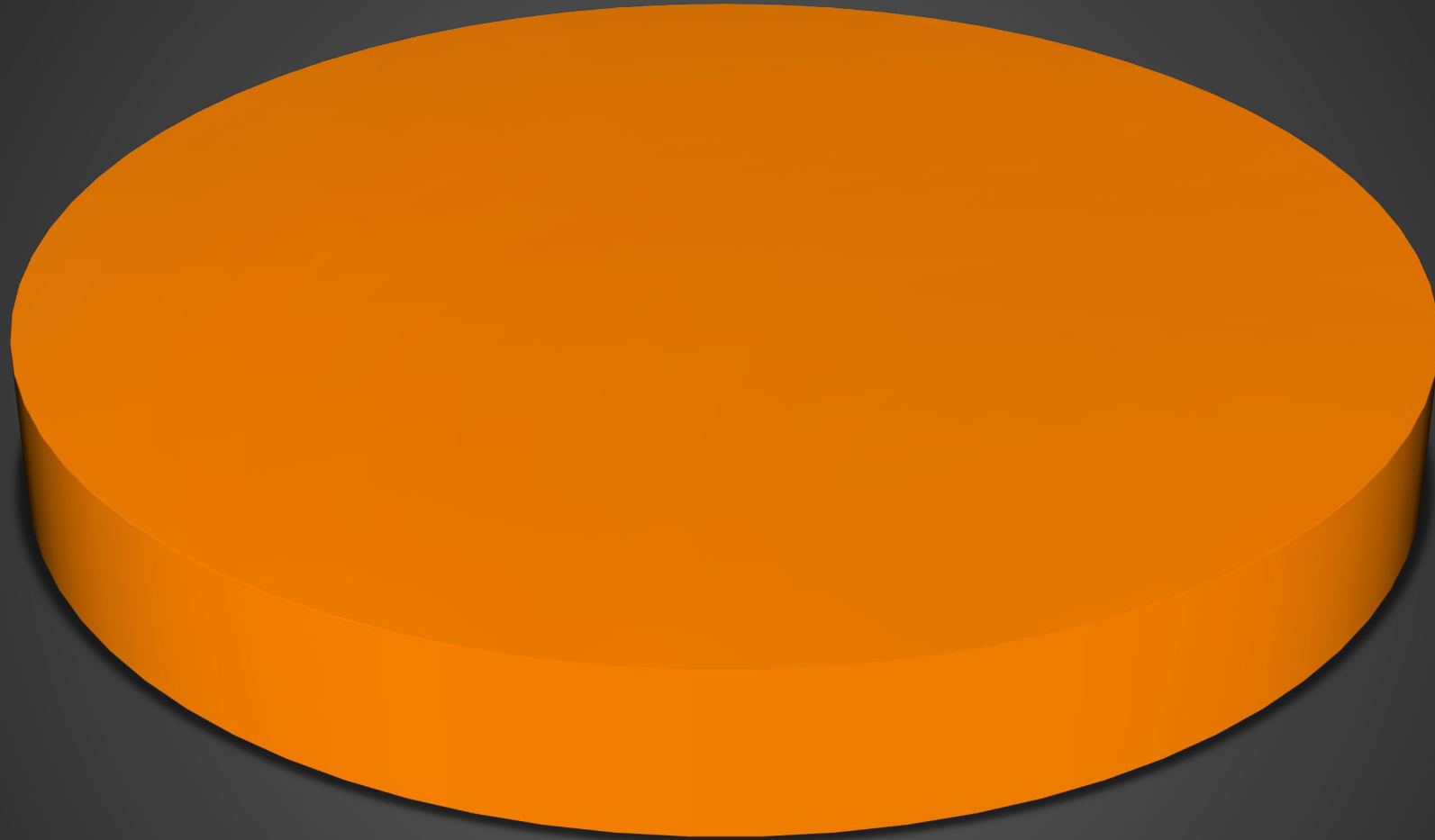
FY 22/23 Budgeted Debt Service Funds Revenue by Category



Budget in Brief - Expenditure Summary for Debt Service Funds

CATEGORY	DESCRIPTION	AMOUNT
Debt Service	NMFA Loan – Debt Service Payment	\$30,258.96
	Expenditure Total	\$30,258.96

Budget in Brief - Expenditures for Debt Service Funds



■ Debt Service

City of Rio Communities Budget Recap FY 2022-2023

	Audited Beginning Cash 7/1/2022	Budgeted Revenue	Budgeted Expenditures	Transfers In (Out)	Projected Ending Cash 6/30/2023
General Fund					
General Operating Fund	\$ 1,654,447.24	\$ 1,570,822.00	\$ 1,527,718.00	\$ (714,066.00)	\$ 983,485.24
Locally Imposed Reserve	\$ 730,010.00	\$ -	\$ -	\$ -	\$ 730,010.00
General Fund Total	\$ 2,384,457.24	\$ 1,570,822.00	\$ 1,527,718.00	\$ (714,066.00)	\$ 1,713,495.24
Special Revenue Funds					
Corrections	\$ 7,111.00	\$ 1,000.00	\$ 1,000.00	\$ -	\$ 7,111.00
Environmental	\$ 21,043.14	\$ 10,860.00	\$ 10,860.00	\$ -	\$ 21,043.14
Emergency Medical Services	\$ 2,042.11	\$ -	\$ 2,042.11	\$ -	\$ -
Fire Protection	\$ 11,102.35	\$ 317,565.00	\$ 287,306.04	\$ (30,258.96)	\$ 11,102.35
Law Enforcement Protection	\$ -	\$ 45,000.00	\$ 45,000.00	\$ -	\$ -
Municipal Street	\$ 21,328.95	\$ 18,000.00	\$ 28,000.00	\$ -	\$ 11,328.95
American Rescue Plan Act	\$ 561,096.50	\$ 561,096.50	\$ 1,122,193.00	\$ -	\$ -
Bill Brown Memorial Fund	\$ 326,322.52	\$ -	\$ 326,322.52	\$ -	\$ -
Fire Excise GRT	\$ 14,819.14	\$ 45,000.00	\$ 32,310.00	\$ -	\$ 27,509.14
EMS GRT	\$ 158,204.68	\$ 155,000.00	\$ 241,278.00	\$ -	\$ 71,926.68
Wildland Fire	\$ -	\$ -	\$ -	\$ -	\$ -
Special Revenue Funds Total	\$ 1,123,070.39	\$ 1,153,521.50	\$ 2,096,311.67	\$ (30,258.96)	\$ 150,021.26
Capital Projects Funds					
State Legislative Appropriation Project	\$ -	\$ 1,750,000.00	\$ 1,750,000.00	\$ -	\$ -
Road/Street Projects	\$ -	\$ 222,197.00	\$ 296,263.00	\$ 74,066.00	\$ -
Other Capital Projects	\$ -	\$ -	\$ 640,000.00	\$ 640,000.00	\$ -
Capital Projects Funds Total	\$ -	\$ 1,972,197.00	\$ 2,686,263.00	\$ 714,066.00	\$ -
Debt Service Funds					
NMFA Loan Debt Service	\$ 54.98	\$ 1,000.00	\$ 30,258.96	\$ 30,258.96	\$ 1,054.98
Debt Service Funds Total	\$ 54.98	\$ 1,000.00	\$ 30,258.96	\$ 30,258.96	\$ 1,054.98
Total All Funds	\$ 3,507,582.61	\$ 4,697,540.50	\$ 6,340,551.63	\$ 0.00	\$ 1,864,571.48