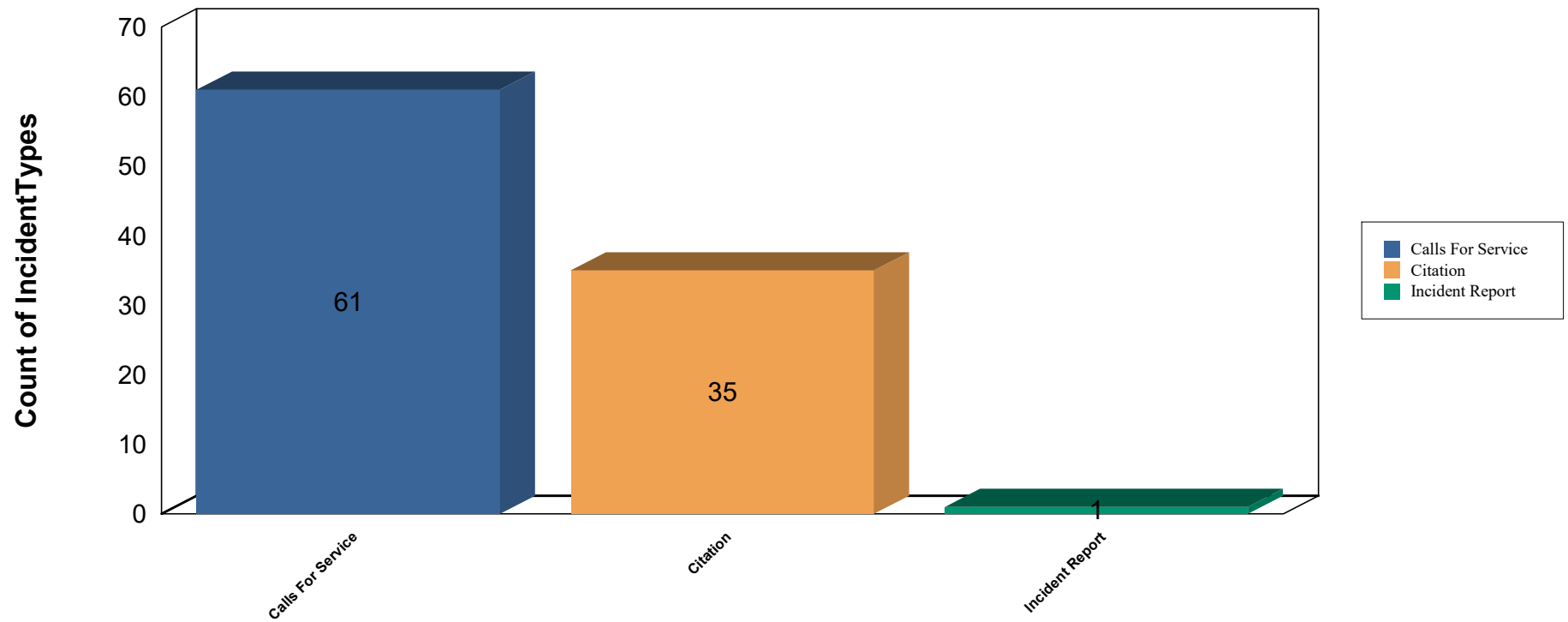


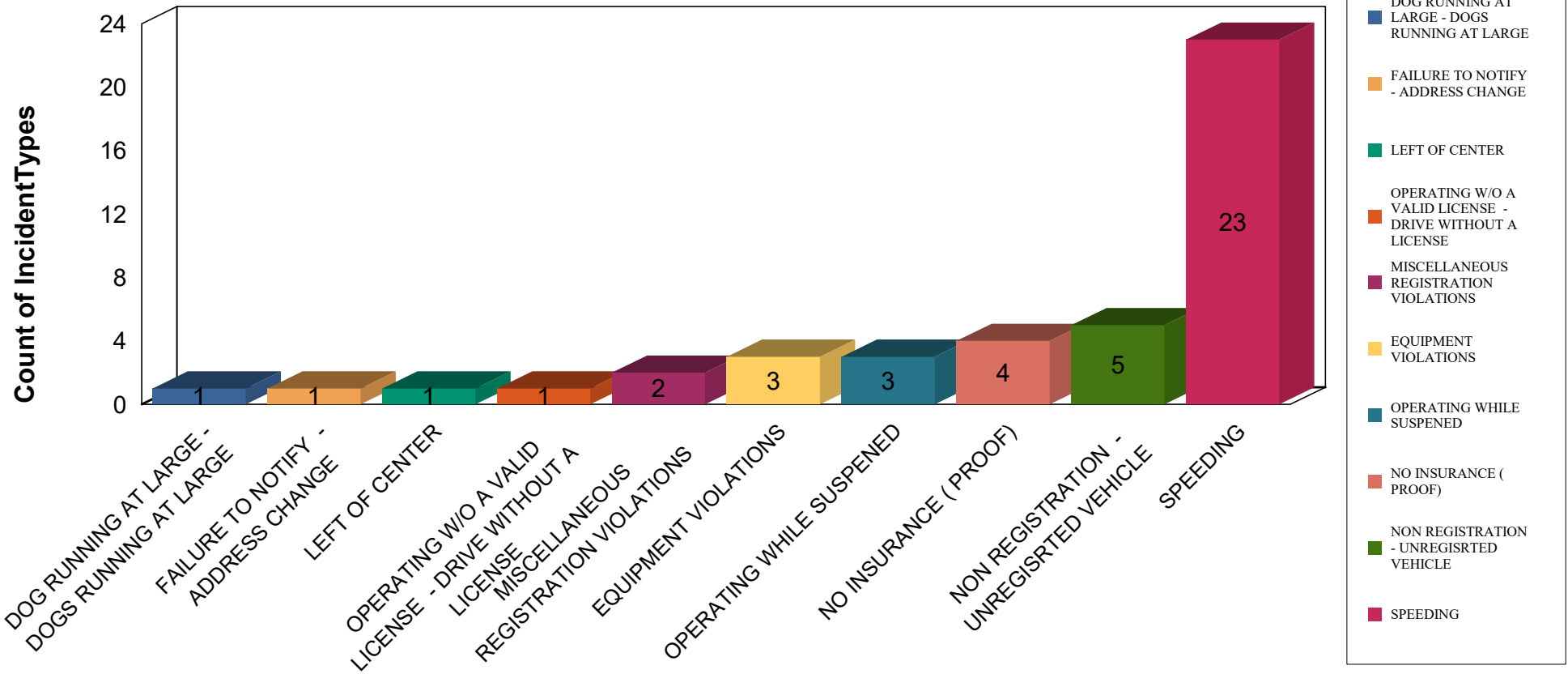
Ridgeway Marshal's Office

Statistics from: 9/1/2024 12:00:00AM to 11/30/2024 11:59:00PM

Count of Reports Completed



Count of Incident Types



2.08% # of Reports: 1 Citation DOG RUNNING AT LARGE - DOGS RUNNING AT LARGE

2.08% # of Reports: 1 Citation FAILURE TO NOTIFY - ADDRESS CHANGE

2.08% # of Reports: 1 Citation LEFT OF CENTER

2.08% # of Reports: 1 Citation OPERATING W/O A VALID LICENSE - DRIVE WITHOUT A LICENSE

4.17% # of Reports: 2 Citation MISCELLANEOUS REGISTRATION VIOLATIONS

6.25% # of Reports: 3 Citation EQUIPMENT VIOLATIONS


6.25% # of Reports: 3 Citation OPERATING WHILE SUSPENDED

8.33% # of Reports: 4 Citation NO INSURANCE (PROOF)

10.42% # of Reports: 5 Citation NON REGISTRATION - UNREGISRTEED VEHICLE

47.92% # of Reports: 23 Citation SPEEDING

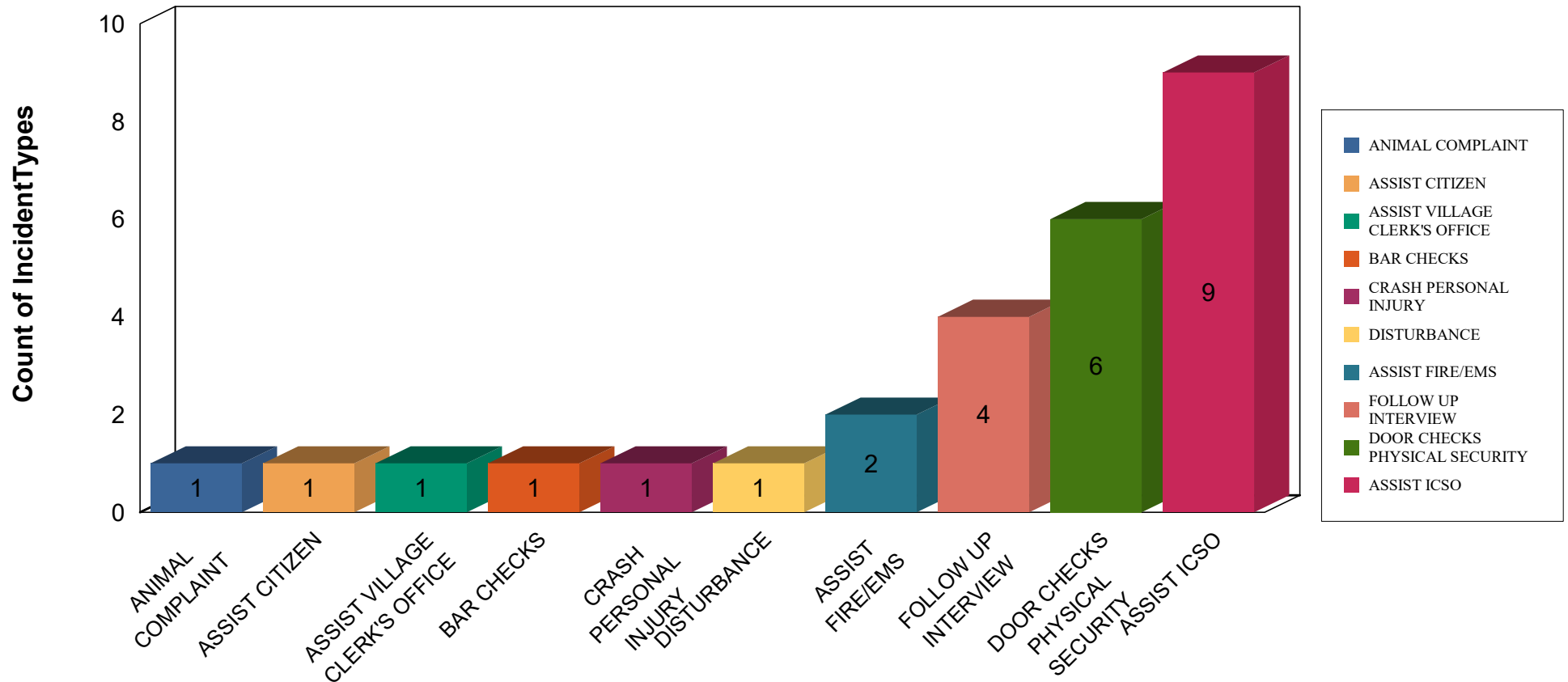
Count of Incident Types



8.33% # of Reports: 4 Citation TRAFFIC OFFENSE

Grand Total: 100.00% Total # of Incident Types Reported: 48 Total # of Reports: 35

Count of Incident Types



1.64% # of Reports: 1 Calls For Service ANIMAL COMPLAINT

1.64% # of Reports: 1 Calls For Service ASSIST CITIZEN

1.64% # of Reports: 1 Calls For Service ASSIST VILLAGE CLERK'S OFFICE

1.64% # of Reports: 1 Calls For Service BAR CHECKS

1.64% # of Reports: 1 Calls For Service CRASH PERSONAL INJURY

1.64% # of Reports: 1 Calls For Service DISTURBANCE

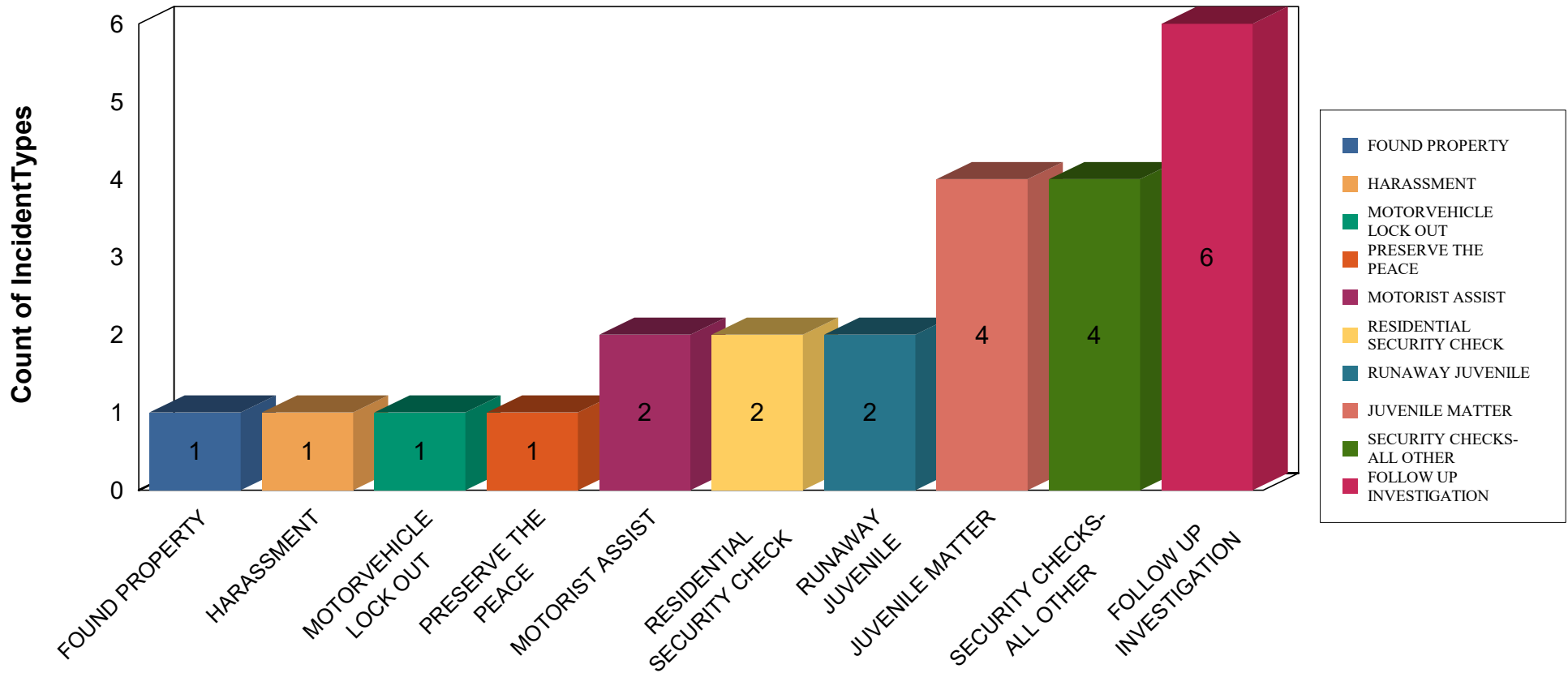
3.28% # of Reports: 2 Calls For Service ASSIST FIRE/EMS

6.56% # of Reports: 4 Calls For Service FOLLOW UP INTERVIEW

9.84% # of Reports: 6 Calls For Service DOOR CHECKS PHYSICAL SECURITY

14.75% # of Reports: 9 Calls For Service ASSIST ICSO

Count of Incident Types



1.64% # of Reports: 1 Calls For Service FOUND PROPERTY

1.64% # of Reports: 1 Calls For Service HARASSMENT

1.64% # of Reports: 1 Calls For Service MOTORVEHICLE LOCK OUT

1.64% # of Reports: 1 **Calls For Service** PRESERVE THE PEACE

3.28% # of Reports: 2 **Calls For Service** MOTORIST ASSIST

3.28% # of Reports: 2 **Calls For Service** RESIDENTIAL SECURITY CHECK

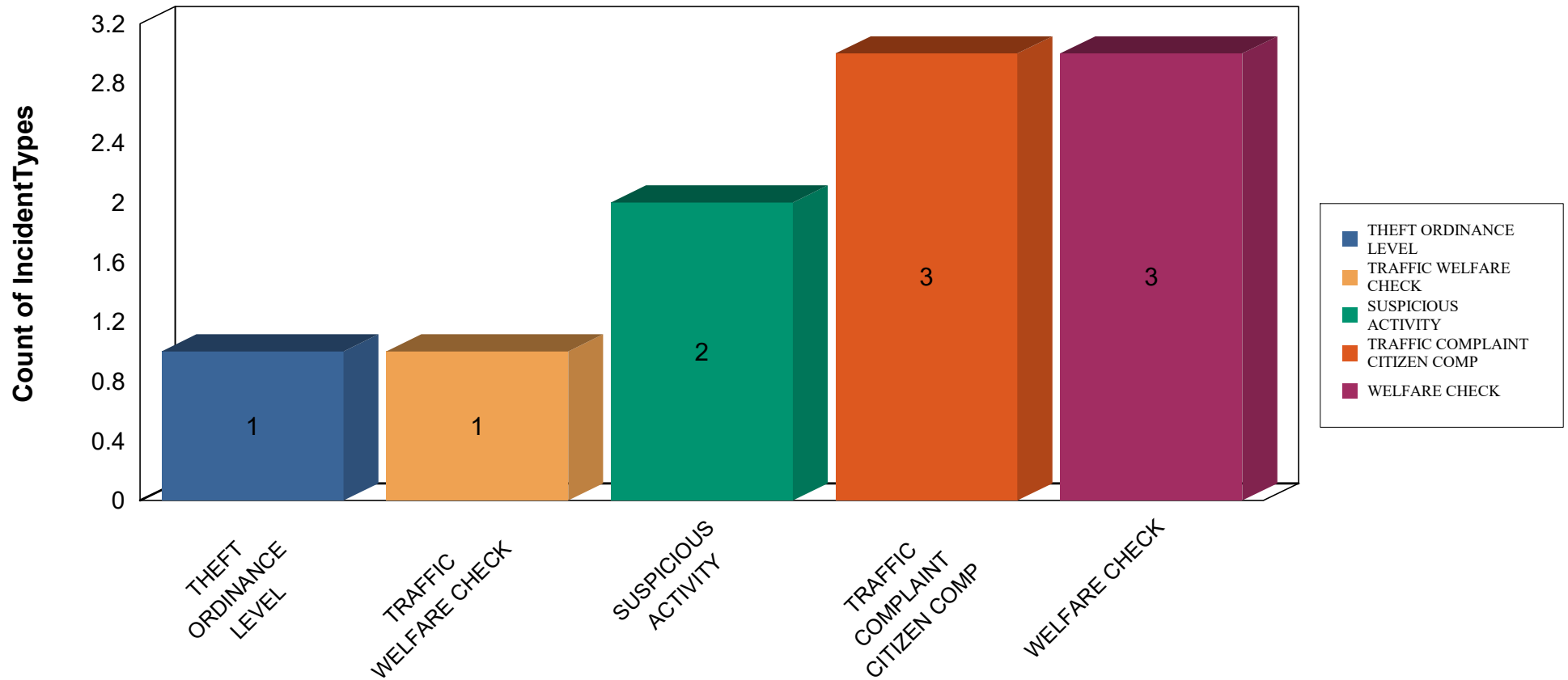
3.28% # of Reports: 2 **Calls For Service** RUNAWAY JUVENILE

6.56% # of Reports: 4 **Calls For Service** JUVENILE MATTER

6.56% # of Reports: 4 **Calls For Service** SECURITY CHECKS- ALL OTHER

9.84% # of Reports: 6 **Calls For Service** FOLLOW UP INVESTIGATION

Count of Incident Types



1.64% # of Reports: 1 Calls For Service THEFT ORDINANCE LEVEL

1.64% # of Reports: 1 Calls For Service TRAFFIC WELFARE CHECK


3.28% # of Reports: 2 Calls For Service SUSPICIOUS ACTIVITY

4.92% # of Reports: 3 **Calls For Service** TRAFFIC COMPLAINT CITIZEN COMP

4.92% # of Reports: 3 **Calls For Service** WELFARE CHECK

Grand Total: 100.00% Total # of Incident Types Reported: 61 Total # of Reports: 61

Count of Incident Types



100.00% # of Reports: 1 Incident Report TRAFFIC OFFENSE : TRAFFIC CRASHES : CRASH WITH INJURIES

Grand Total: 100.00% Total # of Incident Types Reported: 1 Total # of Reports: 1

Grand Total: 100.00% Total # of Incident Types Reported: 110