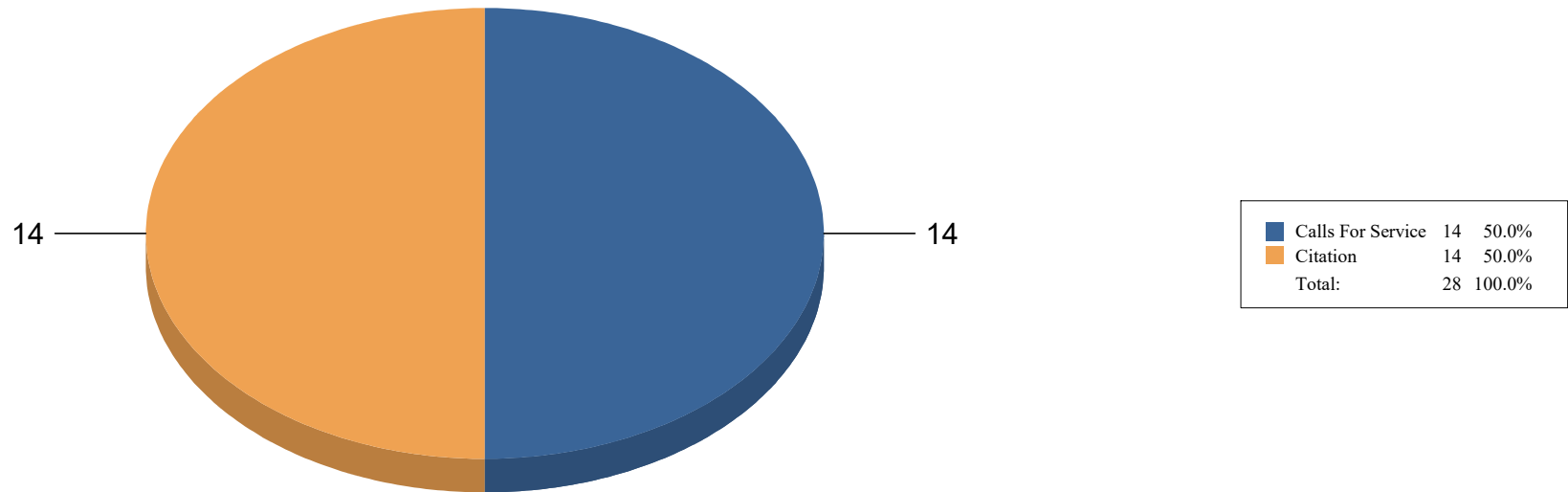


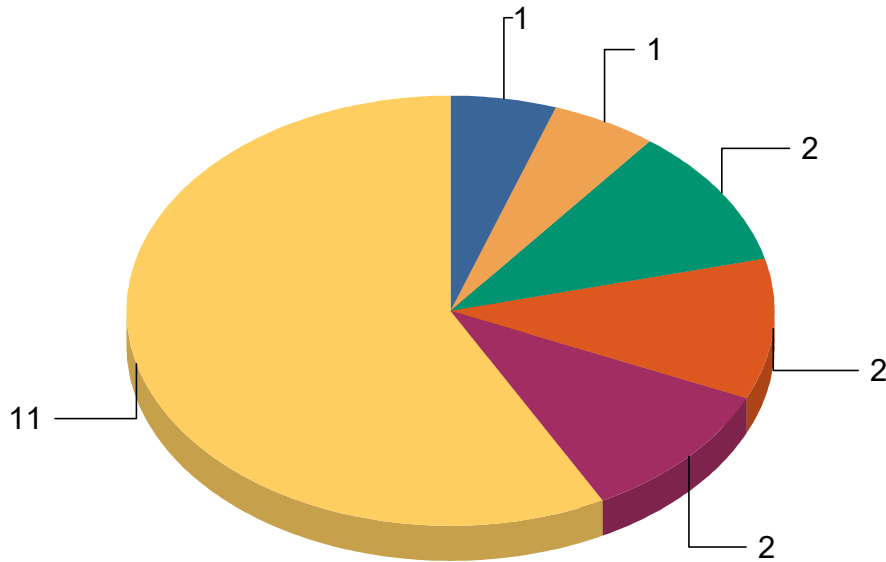
Ridgeway Marshal's Office

MONTHLY 2023 Statistics from: 9/1/2023 12:00:00AM to 10/1/2023 11:59:00PM

Count of Reports Completed



Count of Incident Types



NO INSURANCE	1	5.3%
STOP SIGN	1	5.3%
EQUIPMENT VIOLATIONS	2	10.5%
NO INSURANCE (PROOF)	2	10.5%
SEATBELT VIOLATIONS	2	10.5%
SPEEDING	11	57.9%
Total:	19	100.0%

5.26% # of Reports: 1 Citation NO INSURANCE

5.26% # of Reports: 1 Citation STOP SIGN

10.53% # of Reports: 2 Citation EQUIPMENT VIOLATIONS

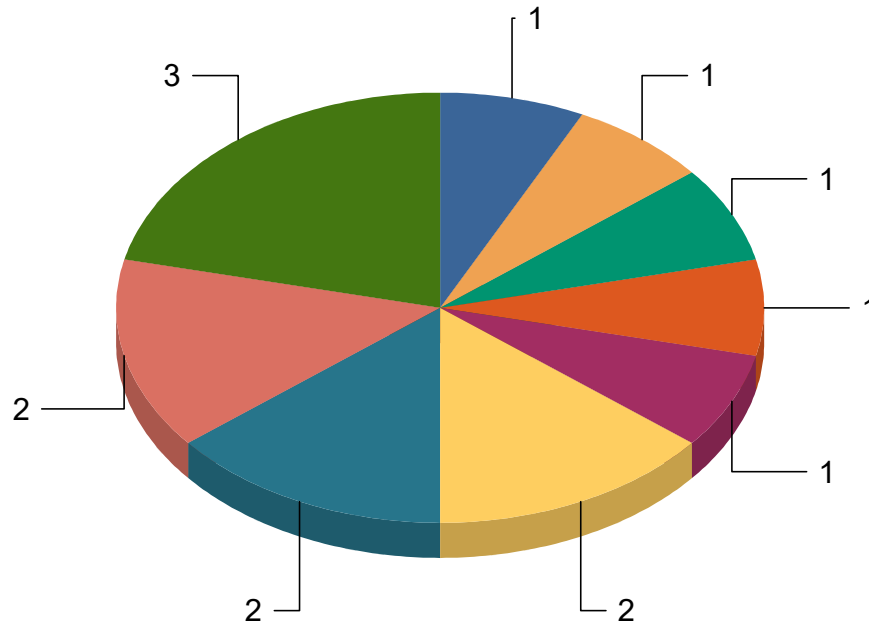
10.53% # of Reports: 2 Citation NO INSURANCE (PROOF)

10.53% # of Reports: 2 Citation SEATBELT VIOLATIONS

57.89% # of Reports: 11 Citation SPEEDING

Grand Total: 100.00% Total # of Incident Types Reported: 19 Total # of Reports: 14

Count of Incident Types



ASSIST CITIZEN	1	7.1%
ASSIST ICSO	1	7.1%
BACKGROUND CHECK FOR INVESTIGATIONS	1	7.1%
LOCK/UNLOCK DOOR	1	7.1%
TRESPASSING	1	7.1%
ANIMAL COMPLAINT	2	14.3%
SUSPICIOUS ACTIVITY	2	14.3%
TRAFFIC COMPLAINT CITIZEN COMP	2	14.3%
MOTORIST ASSIST	3	21.4%
Total:	14	100.0%

7.14% # of Reports: 1 Calls For Service ASSIST CITIZEN

7.14% # of Reports: 1 Calls For Service ASSIST ICSO

7.14% # of Reports: 1 Calls For Service BACKGROUND CHECK FOR INVESTIGATIONS

7.14% # of Reports: 1 Calls For Service LOCK/UNLOCK DOOR

7.14% # of Reports: 1 Calls For Service TRESPASSING

14.29% # of Reports: 2 Calls For Service ANIMAL COMPLAINT

14.29% # of Reports: 2 Calls For Service SUSPICIOUS ACTIVITY

14.29% # of Reports: 2 Calls For Service TRAFFIC COMPLAINT CITIZEN COMP

21.43% # of Reports: 3 Calls For Service MOTORIST ASSIST

Grand Total: 100.00% Total # of Incident Types Reported: 14 Total # of Reports: 14

Grand Total: 100.00% Total # of Incident Types Reported: 33