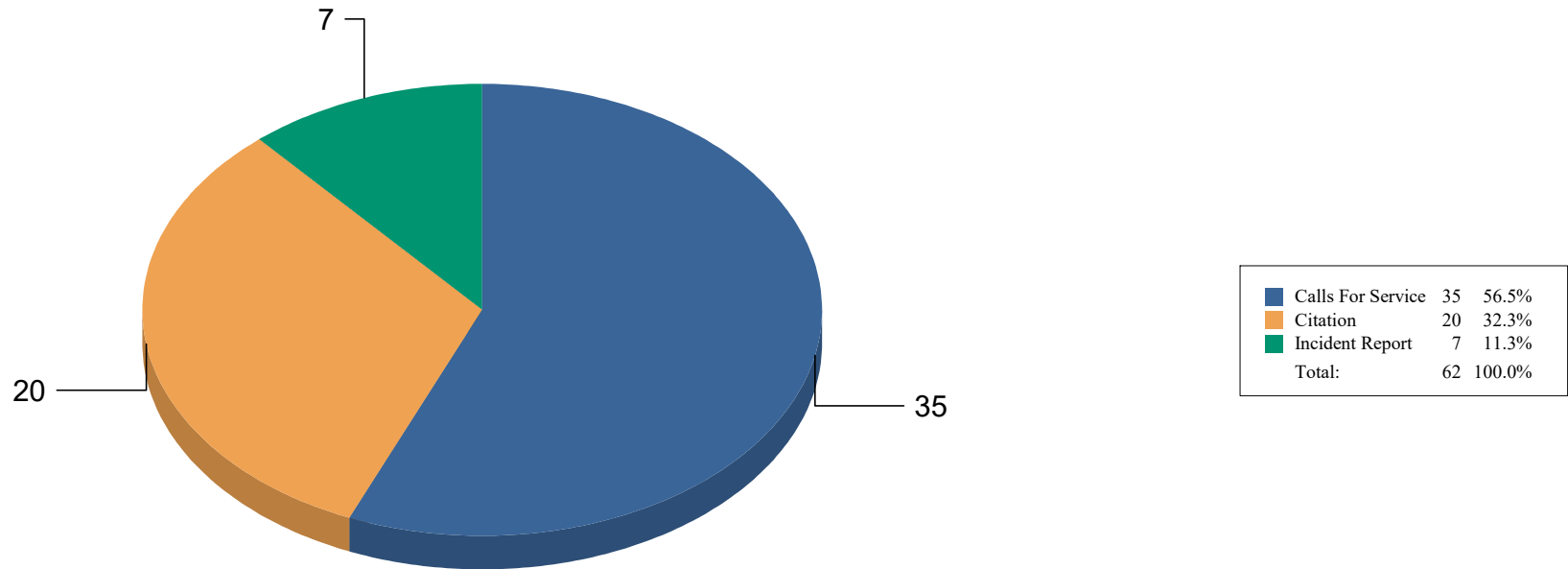


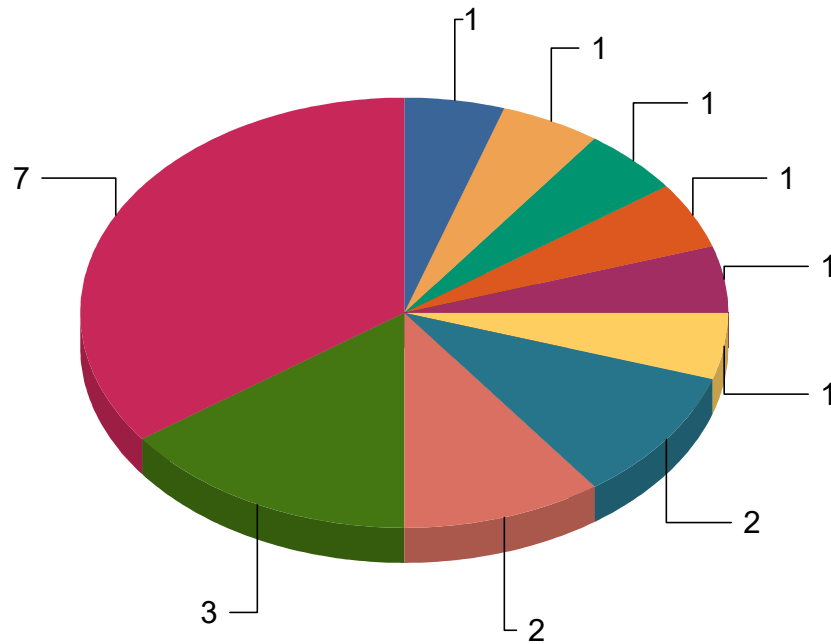
Ridgeway Marshal's Office

MONTHLY STATS Statistics from: 5/1/2022 12:00:00AM to 7/31/2022 11:59:00PM

Count of Reports Completed



Count of Incident Types



AGAINST TRAFFIC - AGAINST TRAFFIC	1	5.0%
LANE DEVIATION	1	5.0%
LEFT OF CENTER	1	5.0%
MISCELLANEOUS REGISTRATION VIOLATIONS	1	5.0%
OPERATING WHILE SUSPENDED	1	5.0%
TRAFFIC OFFENSE	1	5.0%
EQUIPMENT VIOLATIONS	2	10.0%
PARKING IN HANDICAP ZONE	2	10.0%
NON REGISTRATION - UNREGISRTE VEHICLE	3	15.0%
SPEEDING	7	35.0%
Total:	20	100.0%

4.76% # of Reports: 1 Citation AGAINST TRAFFIC - AGAINST TRAFFIC

4.76% # of Reports: 1 Citation LANE DEVIATION

4.76% # of Reports: 1 Citation LEFT OF CENTER

4.76% # of Reports: 1 Citation MISCELLANEOUS REGISTRATION VIOLATIONS

4.76% # of Reports: 1 Citation OPERATING WHILE SUSPENDED

4.76% # of Reports: 1 Citation TRAFFIC OFFENSE

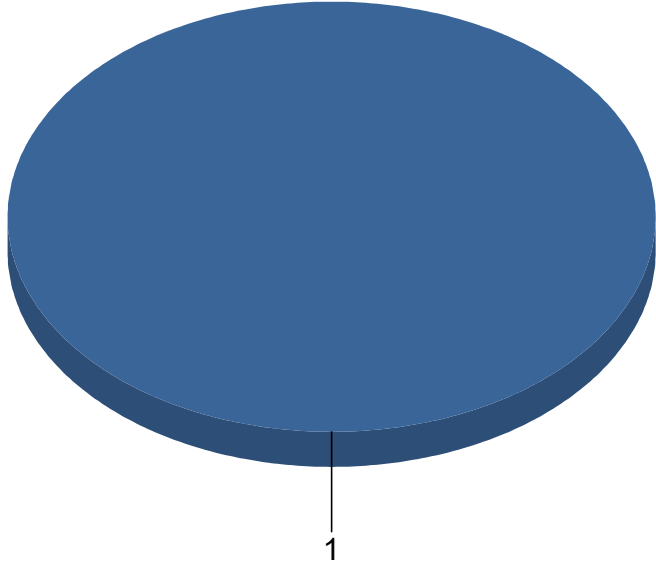
9.52% # of Reports: 2 Citation EQUIPMENT VIOLATIONS

9.52% # of Reports: 2 Citation PARKING IN HANDICAP ZONE

14.29% # of Reports: 3 Citation NON REGISTRATION - UNREGISTERED VEHICLE

33.33% # of Reports: 7 Citation SPEEDING

Count of Incident Types

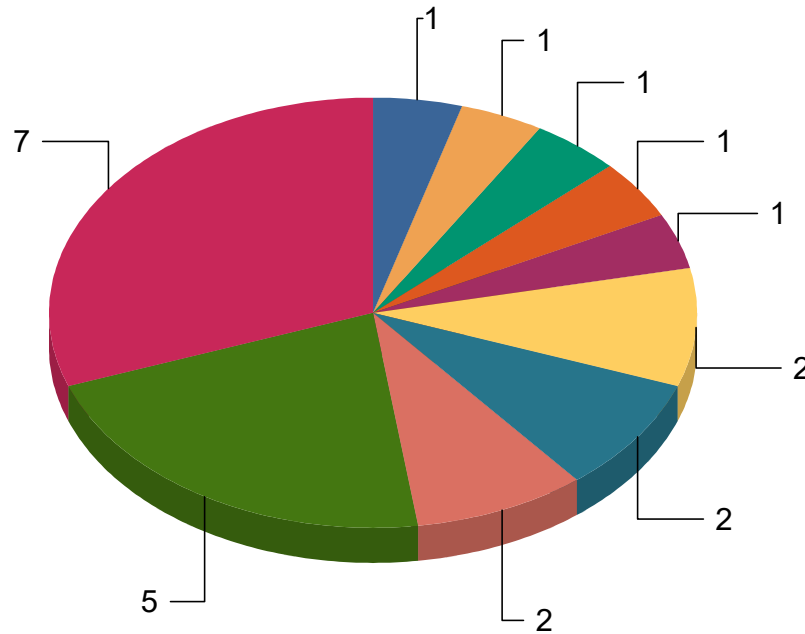


■ VILLAGE ORDINANCE	1	100.0%
Total:	1	100.0%

4.76% # of Reports: 1 Citation VILLAGE ORDINANCE

Grand Total: 100.00% Total # of Incident Types Reported: 21 Total # of Reports: 20

Count of Incident Types



ADMINISTRATIVE DUTIES	1	4.3%
ANIMAL COMPLAINT	1	4.3%
ASSIST VILLAGE CLERK'S OFFICE	1	4.3%
DISTURBANCE	1	4.3%
FOUND PROPERTY	1	4.3%
ASSIST FIRE/EMS	2	8.7%
ASSIST OTHER LAW ENFORCEMENT AG	2	8.7%
MOTORIST ASSIST	2	8.7%
ASSIST ICSO	5	21.7%
ASSIST CITIZEN	7	30.4%
Total:	23	100.0%

2.86% # of Reports: 1 Calls For Service ADMINISTRATIVE DUTIES

2.86% # of Reports: 1 Calls For Service ANIMAL COMPLAINT

2.86% # of Reports: 1 Calls For Service ASSIST VILLAGE CLERK'S OFFICE

2.86% # of Reports: 1 Calls For Service DISTURBANCE

2.86% # of Reports: 1 Calls For Service FOUND PROPERTY

5.71% # of Reports: 2 Calls For Service ASSIST FIRE/EMS

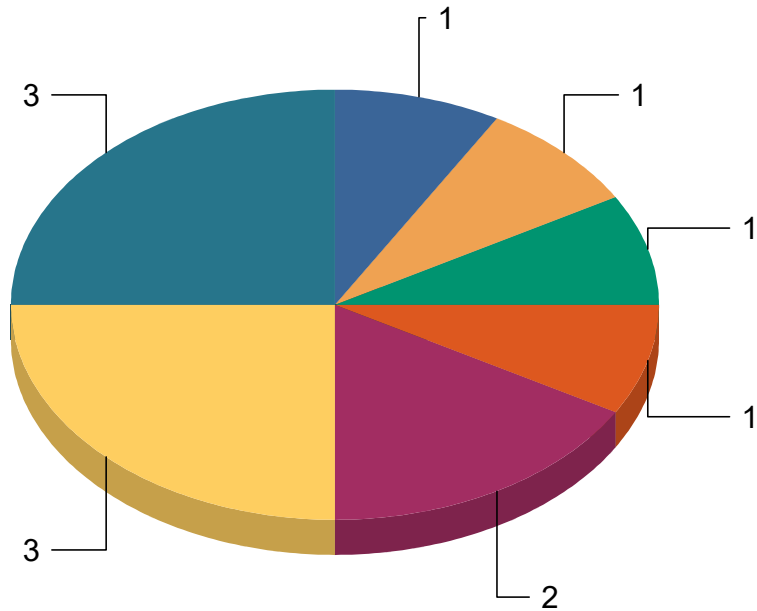
5.71% # of Reports: 2 Calls For Service ASSIST OTHER LAW ENFORCEMENT AG

5.71% # of Reports: 2 Calls For Service MOTORIST ASSIST

14.29% # of Reports: 5 Calls For Service ASSIST ICSSO

20.00% # of Reports: 7 Calls For Service ASSIST CITIZEN

Count of Incident Types



MOTORVEHICLE LOCK OUT	1	8.3%
OPEN RECORDS REQUEST	1	8.3%
TRAFFIC COMPLAINT MAKE YOUR OWN	1	8.3%
UNWANTED PERSON	1	8.3%
SUSPICIOUS ACTIVITY	2	16.7%
TRAFFIC COMPLAINT CITIZEN COMP	3	25.0%
WELFARE CHECK	3	25.0%
Total:	12	100.0%

2.86% # of Reports: 1 Calls For Service MOTORVEHICLE LOCK OUT

2.86% # of Reports: 1 Calls For Service OPEN RECORDS REQUEST

2.86% # of Reports: 1 Calls For Service TRAFFIC COMPLAINT MAKE YOUR OWN

2.86% # of Reports: 1 Calls For Service UNWANTED PERSON

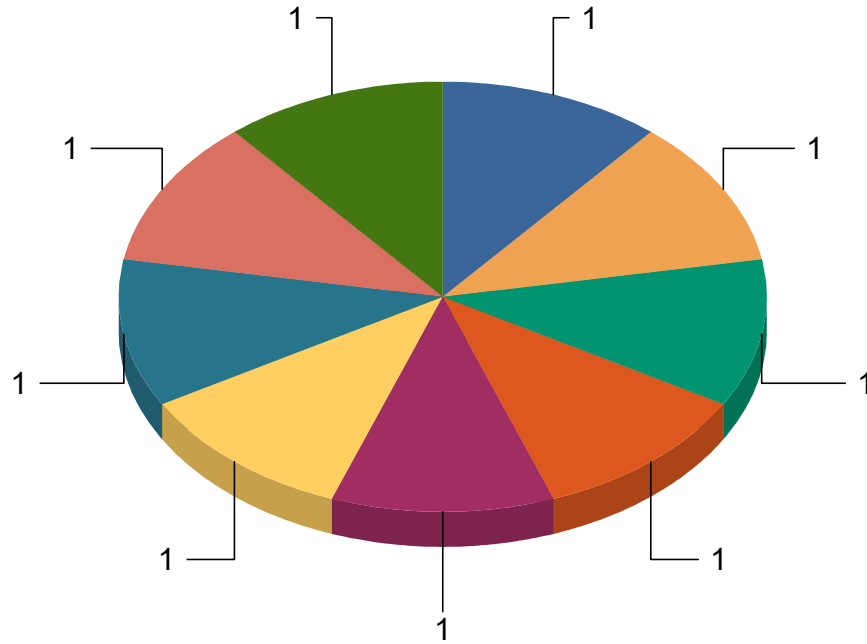
5.71% # of Reports: 2 Calls For Service SUSPICIOUS ACTIVITY

8.57% # of Reports: 3 Calls For Service TRAFFIC COMPLAINT CITIZEN COMP

8.57% # of Reports: 3 Calls For Service WELFARE CHECK

Grand Total: 100.00% Total # of Incident Types Reported: 35 Total # of Reports: 35

Count of Incident Types



ASSIST OTHER LAW ENFORCEMENT AGENCY	1	11.1%
ASSIST OTHER LAW ENFORCEMENT AGENCY : ASSIST IOWA COUNTY SHERIFF	1	11.1%
CRIMES	1	11.1%
CRIMES : DISORDERLY CONDUCT	1	11.1%
CRIMES : HARASSMENNT	1	11.1%
CRIMES : THEFT : VEHICLE (OPERATING W/O CONSENT)	1	11.1%
SERVICE CALL : MENTAL HEALTH INTERVENTION : EMERGENCY DETENTION 51.15	1	11.1%
SERVICE CALL : WELFARE CHECK	1	11.1%
TRAFFIC OFFENSE : TRAFFIC CRASHES	1	11.1%
Total:	9	100.0%

9.09% # of Reports: 1 Incident Report ASSIST OTHER LAW ENFORCEMENT AGENCY

9.09% # of Reports: 1 Incident Report ASSIST OTHER LAW ENFORCEMENT AGENCY : ASSIST IOWA COUNTY SHERIFF

9.09% # of Reports: 1 Incident Report CRIMES

9.09% # of Reports: 1 Incident Report CRIMES : DISORDERLY CONDUCT

9.09% # of Reports: 1 Incident Report CRIMES : HARASSMENNT

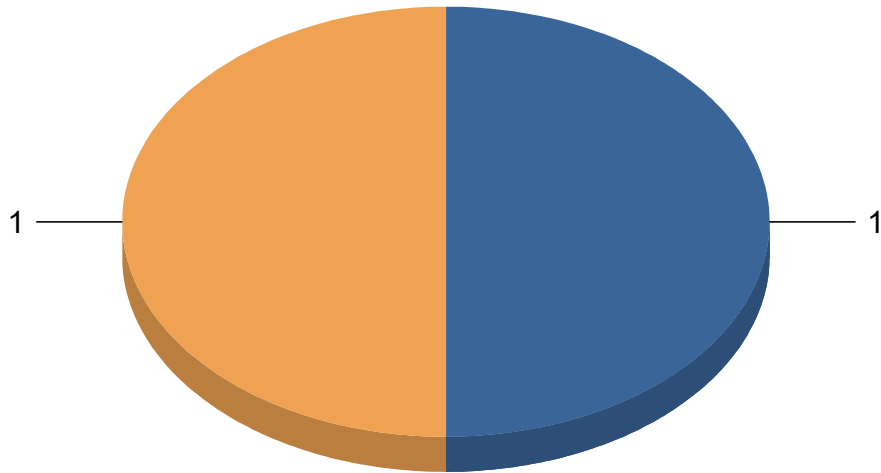
9.09% # of Reports: 1 Incident Report CRIMES : THEFT : VEHICLE (OPERATING W/O CONSENT)

9.09% # of Reports: 1 Incident Report SERVICE CALL : MENTAL HEALTH INTERVENTION : EMERGENCY DETENTION 51.15

9.09% # of Reports: 1 Incident Report SERVICE CALL : WELFARE CHECK

9.09% # of Reports: 1 Incident Report TRAFFIC OFFENSE : TRAFFIC CRASHES

Count of Incident Types



TRAFFIC VIOLATIONS : LICENSE VIOLATIONS	1	50.0%
TRAFFIC VIOLATIONS : MOVING VIOLATION	1	50.0%
Total:	2	100.0%

9.09% # of Reports: 1 Incident Report TRAFFIC VIOLATIONS : LICENSE VIOLATIONS

9.09% # of Reports: 1 Incident Report TRAFFIC VIOLATIONS : MOVING VIOLATION

Grand Total: 100.00% Total # of Incident Types Reported: 11 Total # of Reports: 7

Grand Total: 100.00% Total # of Incident Types Reported: 67