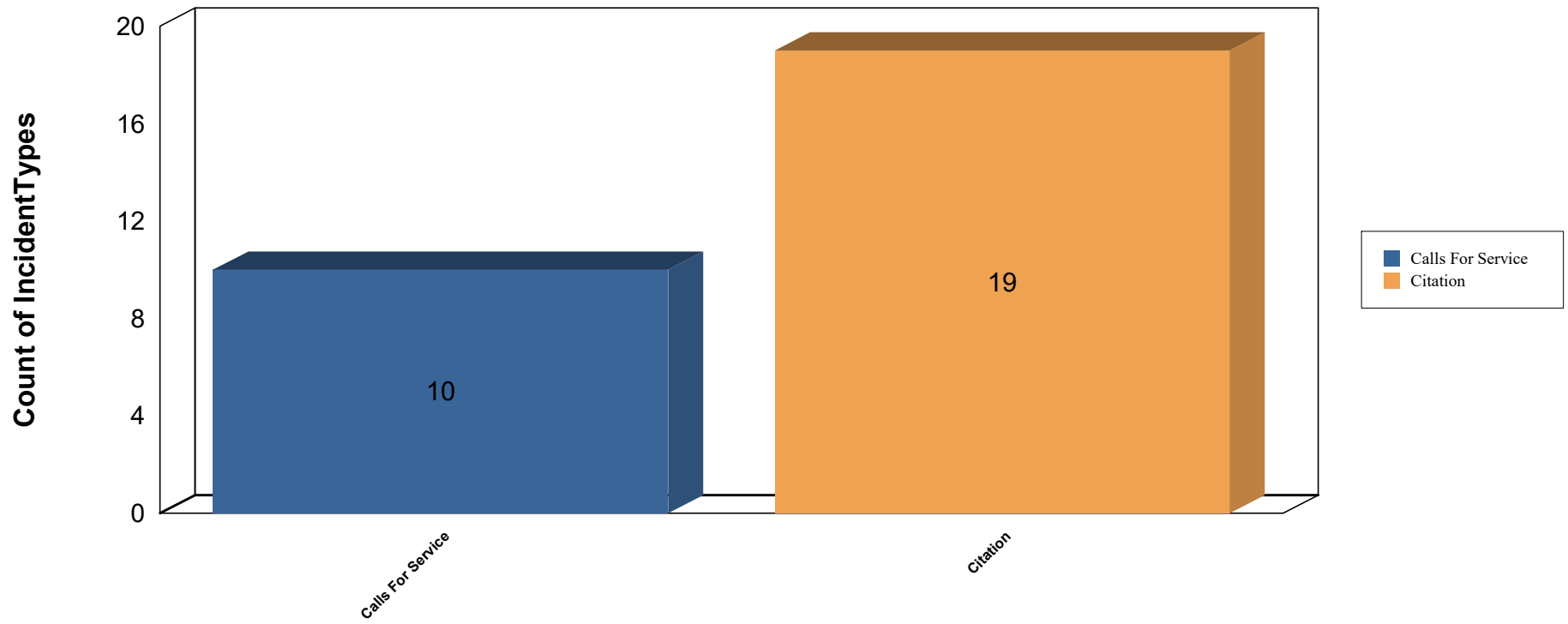


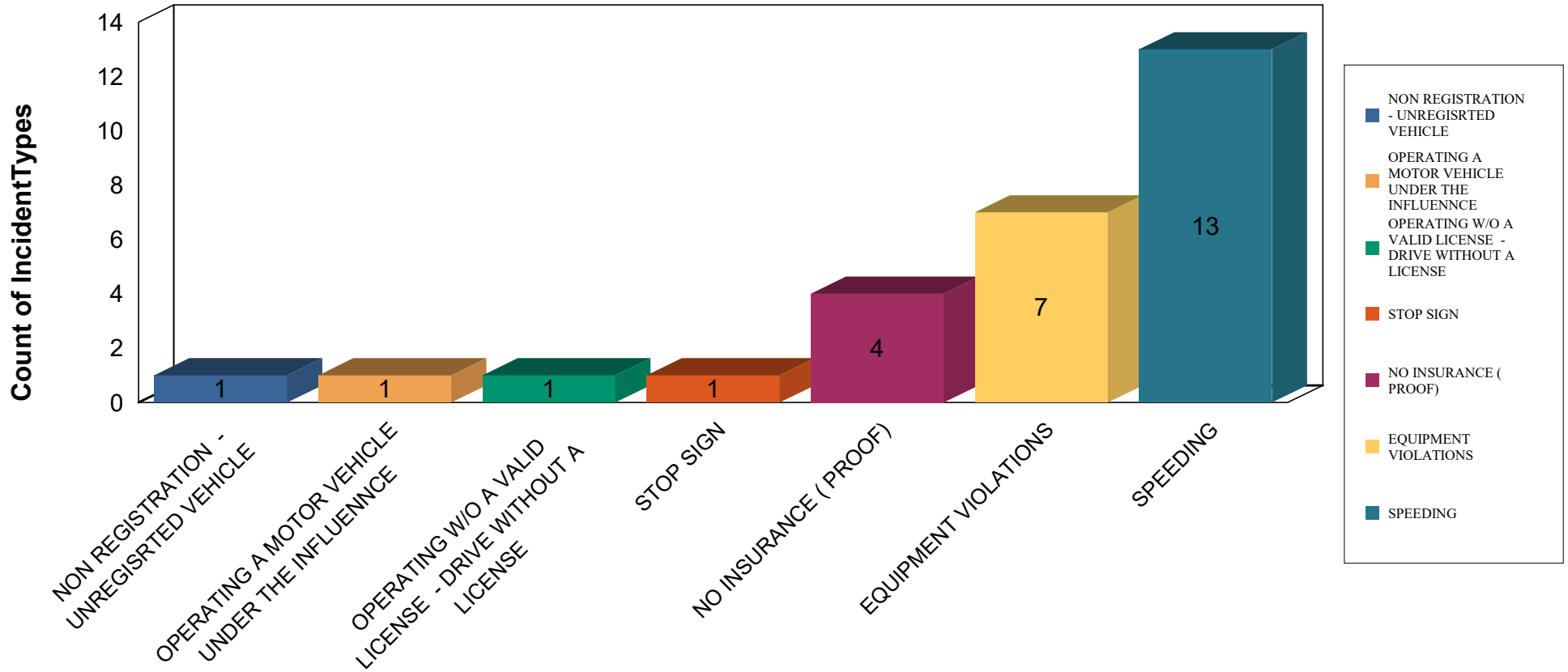
Ridgeway Marshal's Office

Statistics from: 2/1/2024 12:00:00AM to 2/29/2024 11:59:00PM

Count of Reports Completed



Count of Incident Types



3.57% # of Reports: 1 Citation NON REGISTRATION - UNREGISRTED VEHICLE

3.57% # of Reports: 1 Citation OPERATING A MOTOR VEHICLE UNDER THE INFLUENNCE

3.57% # of Reports: 1 Citation OPERATING W/O A VALID LICENSE - DRIVE WITHOUT A LICENSE

3.57% # of Reports: 1 Citation STOP SIGN

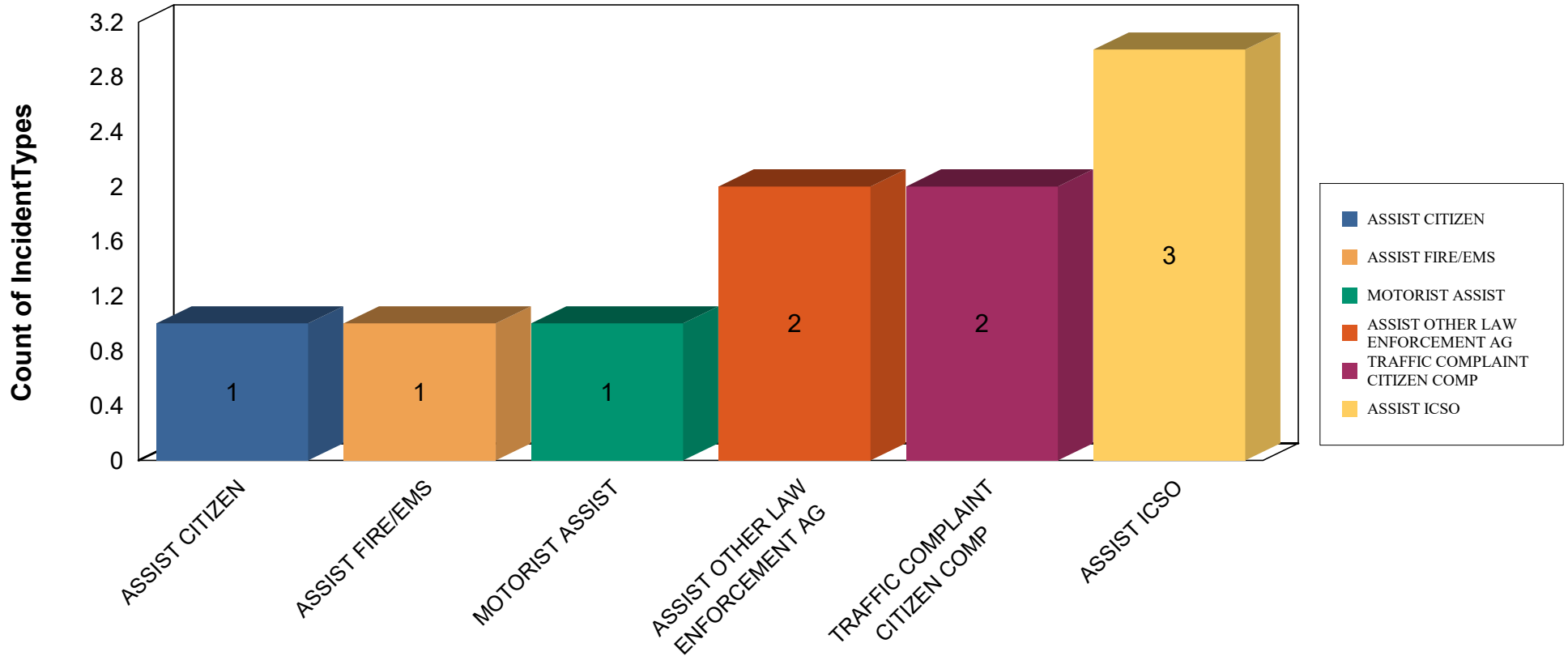
14.29% # of Reports: 4 Citation NO INSURANCE (PROOF)

25.00% # of Reports: 7 Citation EQUIPMENT VIOLATIONS

46.43% # of Reports: 13 Citation SPEEDING

Grand Total: 100.00% Total # of Incident Types Reported: 28 Total # of Reports: 19

Count of Incident Types



10.00% # of Reports: 1 Calls For Service ASSIST CITIZEN

10.00% # of Reports: 1 Calls For Service ASSIST FIRE/EMS

10.00% # of Reports: 1 Calls For Service MOTORIST ASSIST

20.00% # of Reports: 2 Calls For Service ASSIST OTHER LAW ENFORCEMENT AG

20.00% # of Reports: 2 Calls For Service TRAFFIC COMPLAINT CITIZEN COMP

30.00% # of Reports: 3 Calls For Service ASSIST ICSD

Grand Total: 100.00% Total # of Incident Types Reported: 10 Total # of Reports: 10

Grand Total: 100.00% Total # of Incident Types Reported: 38