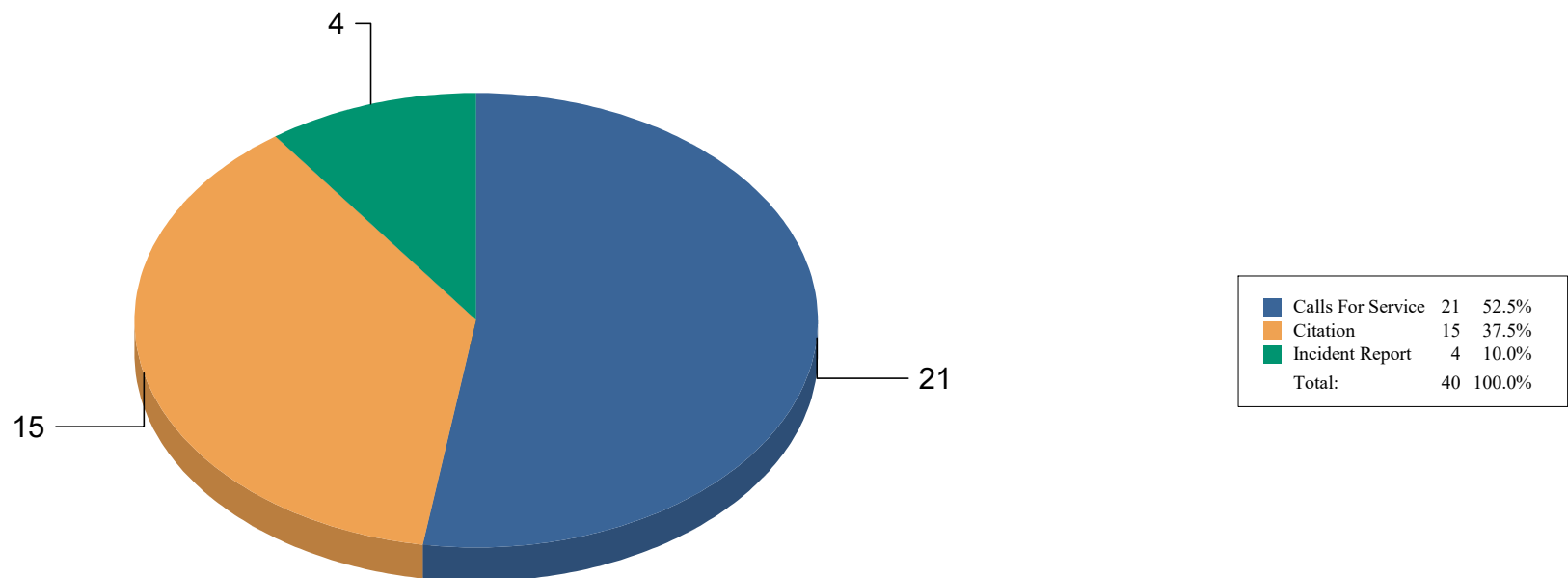


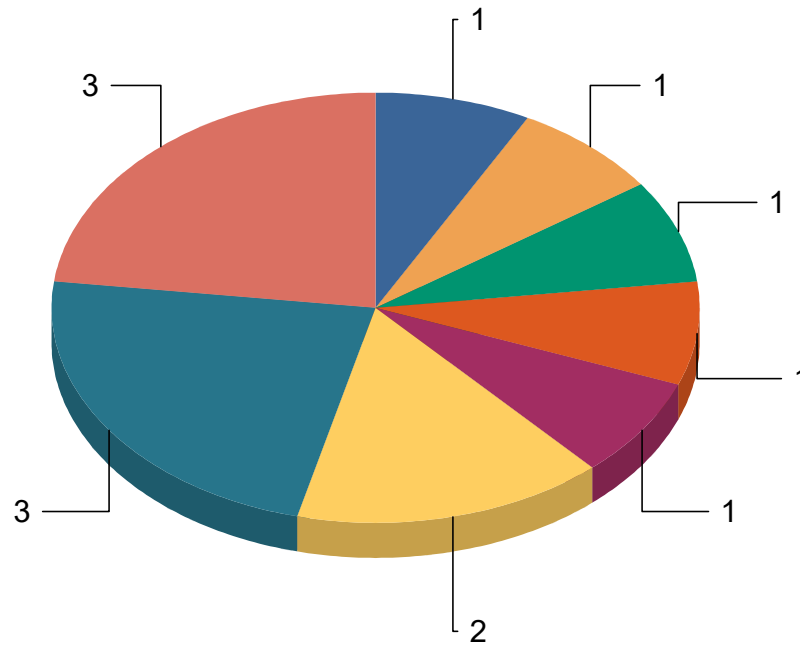
Ridgeway Marshal's Office

Statistics from: 7/1/2023 12:00:00AM to 7/31/2023 11:59:00PM

Count of Reports Completed



Count of Incident Types



NO INSURANCE	1	7.7%
AGAINST TRAFFIC - AGAINST TRAFFIC	1	7.7%
BIKE TRAIL VIOLATIONS	1	7.7%
OPERATING AFTER REVOCATION	1	7.7%
SEATBELT VIOLATIONS	1	7.7%
NO INSURANCE (PROOF)	2	15.4%
EQUIPMENT VIOLATIONS	3	23.1%
OPERATING W/O A VALID LICENSE - DRIVE WITHOUT A LICENSE	3	23.1%
Total:	13	100.0%

4.35% # of Reports: 1 Citation NO INSURANCE

4.35% # of Reports: 1 Citation AGAINST TRAFFIC - AGAINST TRAFFIC

4.35% # of Reports: 1 Citation BIKE TRAIL VIOLATIONS

4.35% # of Reports: 1 Citation OPERATING AFTER REVOCATION

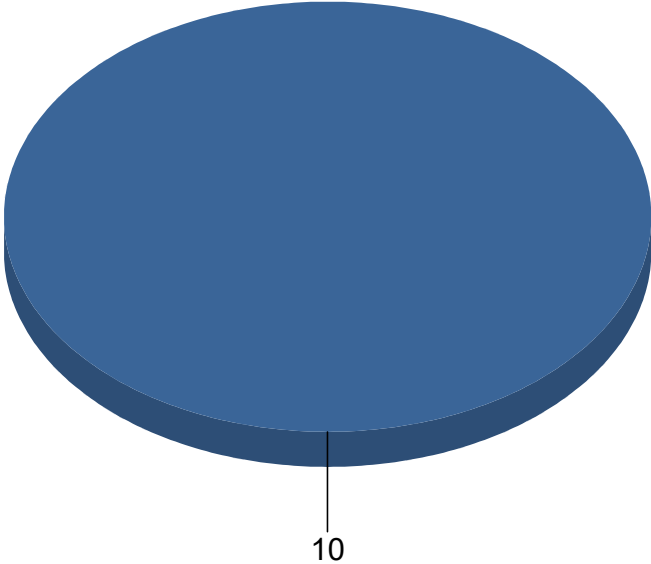
4.35% # of Reports: 1 Citation SEATBELT VIOLATIONS

8.70% # of Reports: 2 Citation NO INSURANCE (PROOF)

13.04% # of Reports: 3 Citation EQUIPMENT VIOLATIONS

13.04% # of Reports: 3 Citation OPERATING W/O A VALID LICENSE - DRIVE WITHOUT A LICENSE

Count of Incident Types

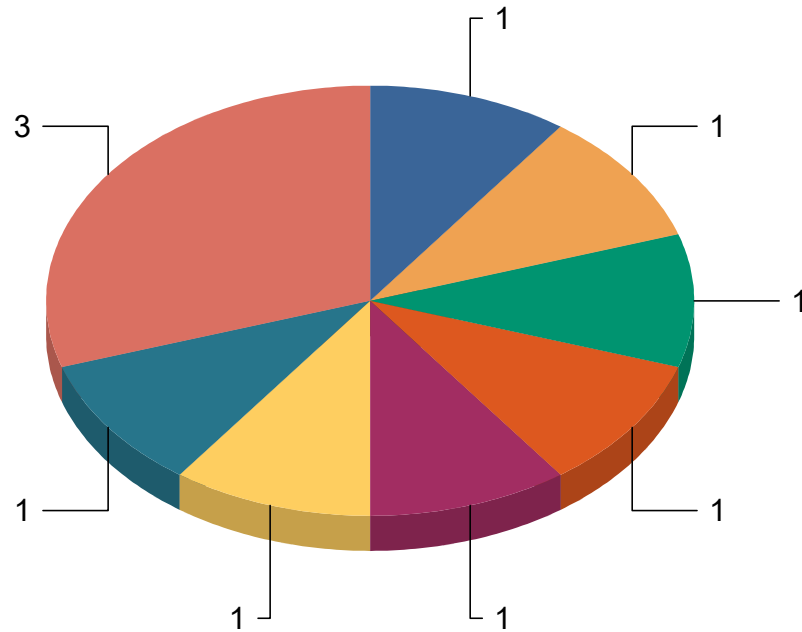


■ SPEEDING	10	100.0%
Total:	10	100.0%

43.48% # of Reports: 10 Citation SPEEDING

Grand Total: 100.00% Total # of Incident Types Reported: 23 Total # of Reports: 15

Count of Incident Types



ALARM - CARBON MONOXIDE	1	10.0%
ANIMAL COMPLAINT	1	10.0%
ASSIST CITIZEN	1	10.0%
ASSIST FIRE/EMS	1	10.0%
EVENT SECURITY	1	10.0%
ILLEGAL USE OF FIREWORKS	1	10.0%
MOTORIST ASSIST	1	10.0%
ASSIST ICSCO	3	30.0%
Total:	10	100.0%

4.76% # of Reports: 1 Calls For Service ALARM - CARBON MONOXIDE

4.76% # of Reports: 1 Calls For Service ANIMAL COMPLAINT

4.76% # of Reports: 1 Calls For Service ASSIST CITIZEN

4.76% # of Reports: 1 Calls For Service ASSIST FIRE/EMS

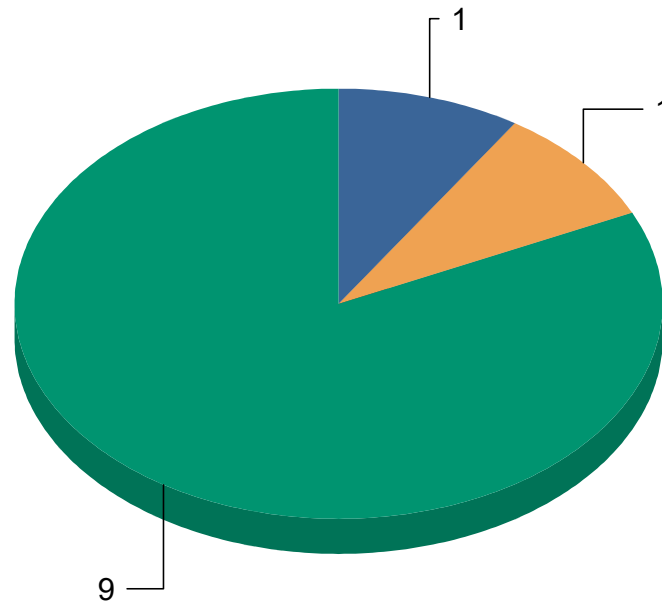
4.76% # of Reports: 1 Calls For Service EVENT SECURITY

4.76% # of Reports: 1 Calls For Service ILLEGAL USE OF FIREWORKS

4.76% # of Reports: 1 Calls For Service MOTORIST ASSIST

14.29% # of Reports: 3 Calls For Service ASSIST ICSSO

Count of Incident Types



PARKING COMPLANT	1	9.1%
WELFARE CHECK	1	9.1%
SUSPICIOUS ACTIVITY	9	81.8%
Total:	11	100.0%

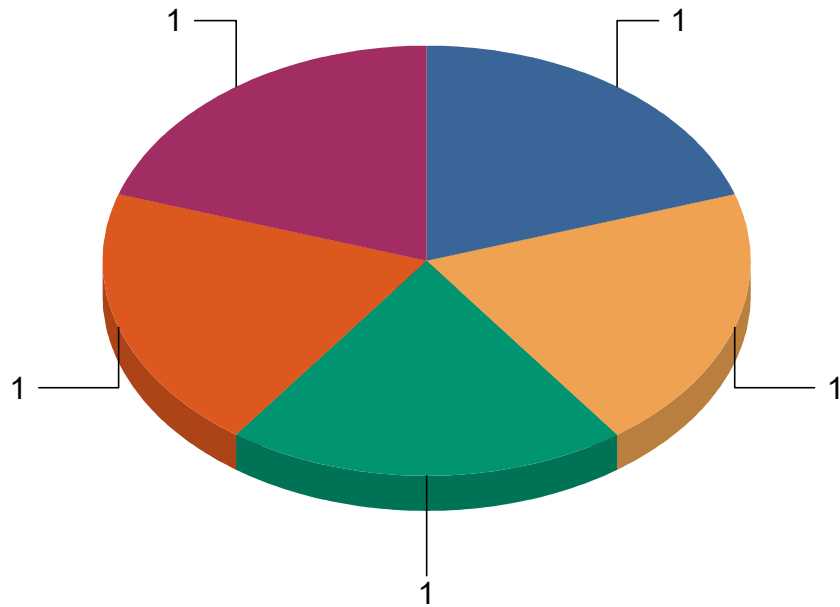
4.76% # of Reports: 1 Calls For Service PARKING COMPLANT

4.76% # of Reports: 1 Calls For Service WELFARE CHECK

42.86% # of Reports: 9 Calls For Service SUSPICIOUS ACTIVITY

Grand Total: 100.00% Total # of Incident Types Reported: 21 Total # of Reports: 21

Count of Incident Types



ASSIST OTHER LAW ENFORCEMENT AGENCY : ASSIST IOWA COUNTY SHERIFF	1	20.0%
CRIMES : DISORDERLY CONDUCT	1	20.0%
CRIMES : HARASSMENNT	1	20.0%
CRIMES : INTERNET CRIMES : THEFT/ FRAUD	1	20.0%
TRAFFIC VIOLATIONS : CRIMINAL TRAFFIC : OPERATING AFTER REVOCATION ALCOHOL RELATED	1	20.0%
Total:	5	100.0%

20.00% # of Reports: 1 Incident Report ASSIST OTHER LAW ENFORCEMENT AGENCY : ASSIST IOWA COUNTY SHERIFF

20.00% # of Reports: 1 Incident Report CRIMES : DISORDERLY CONDUCT

20.00% # of Reports: 1 Incident Report CRIMES : HARASSMENNT

20.00% # of Reports: 1 Incident Report CRIMES : INTERNET CRIMES : THEFT/ FRAUD

20.00% # of Reports: 1 Incident Report TRAFFIC VIOLATIONS : CRIMINAL TRAFFIC : OPERATING AFTER REVOCATION ALCOHOL RELATED

Grand Total: 100.00% Total # of Incident Types Reported: 5 Total # of Reports: 4

Grand Total: 100.00% Total # of Incident Types Reported: 49