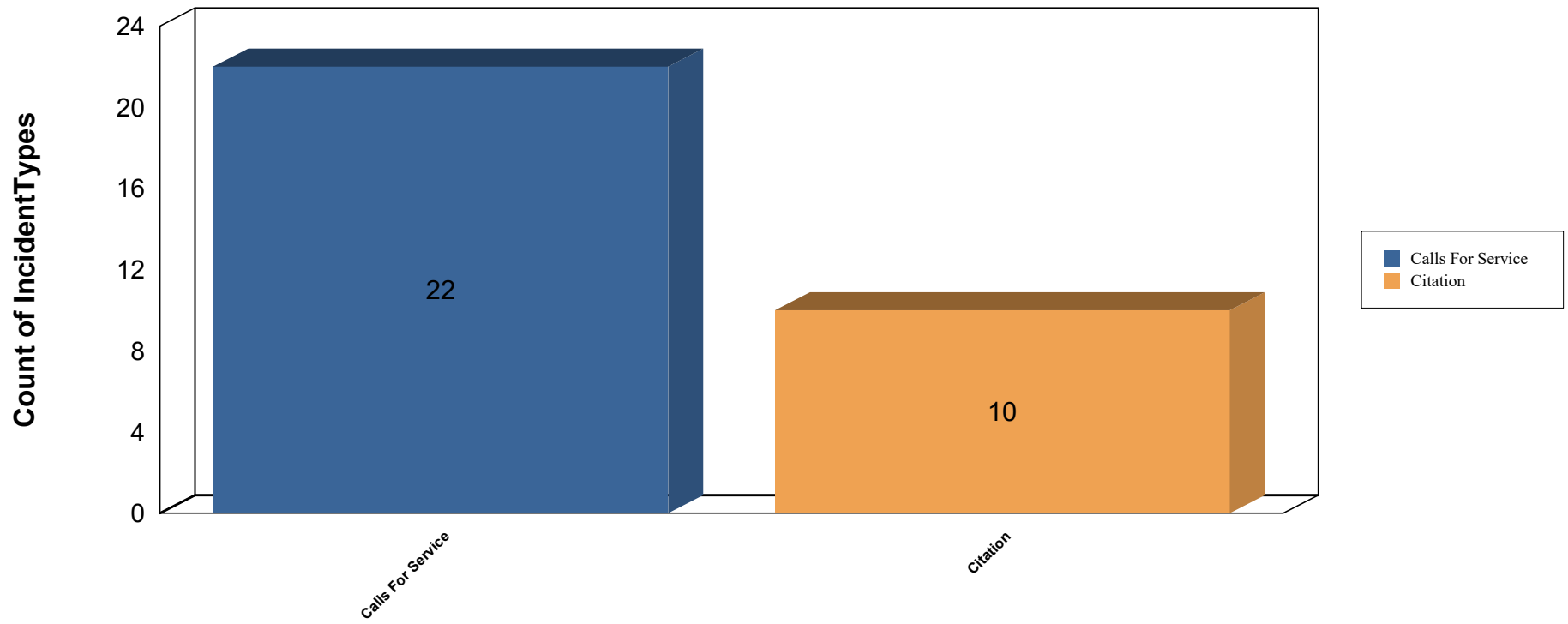


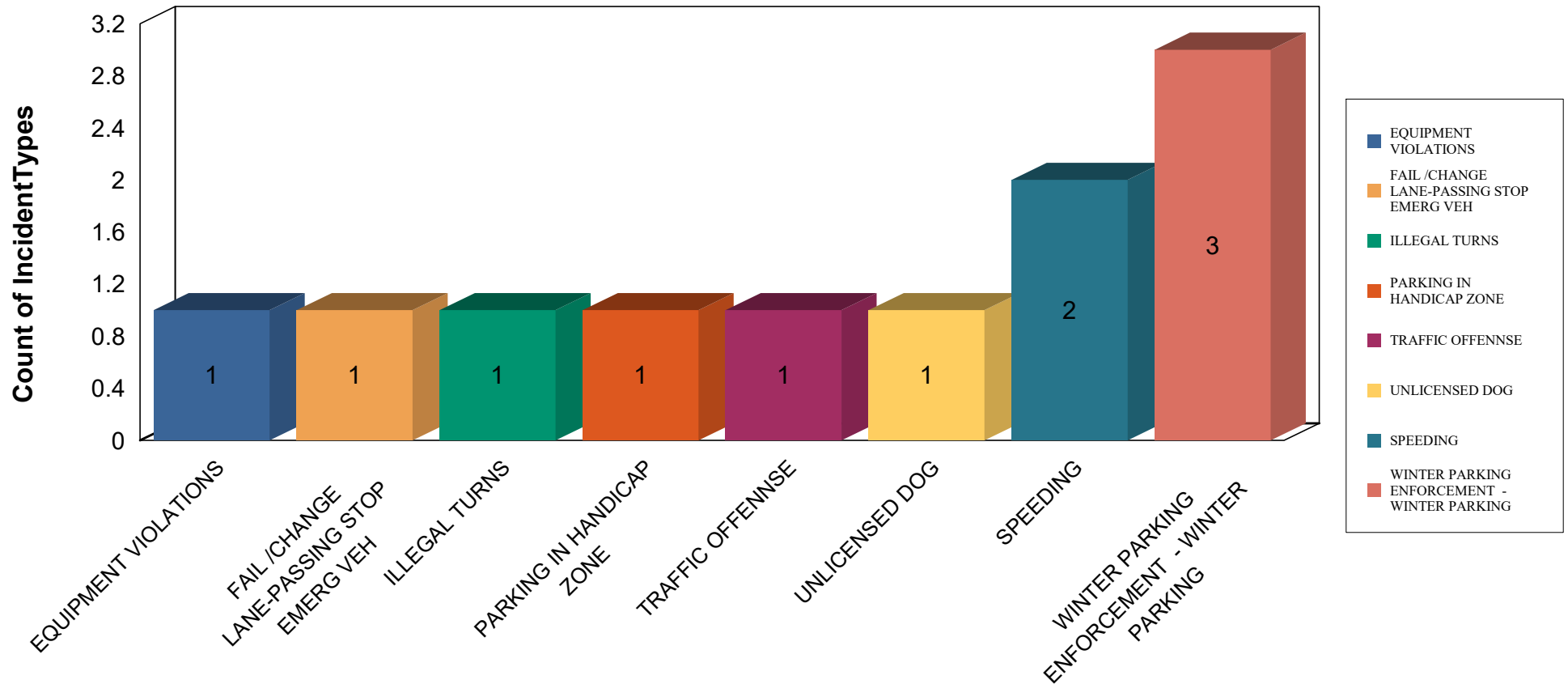
# Ridgeway Marshal's Office

MONTHLY Statistics from: 11/1/2025 12:00:00AM to 11/30/2025 11:59:00PM

## Count of Reports Completed



# Count of Incident Types



9.09% # of Reports: 1 Citation EQUIPMENT VIOLATIONS

9.09% # of Reports: 1 Citation FAIL /CHANGE LANE-PASSING STOP EMERG VEH

9.09% # of Reports: 1 Citation ILLEGAL TURNS

9.09% # of Reports: 1 Citation PARKING IN HANDICAP ZONE

9.09% # of Reports: 1 Citation TRAFFIC OFFENNSE

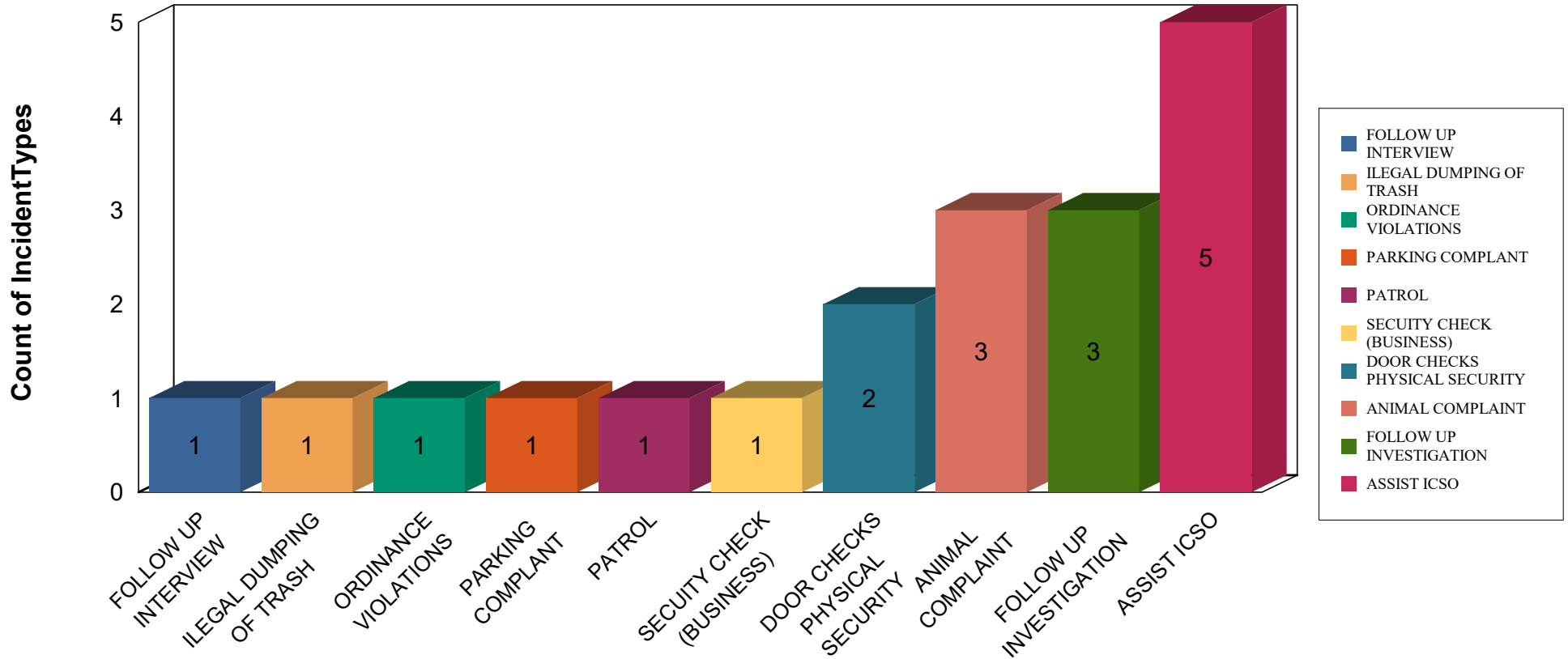
9.09% # of Reports: 1 Citation UNLICENSED DOG

18.18% # of Reports: 2 Citation SPEEDING

27.27% # of Reports: 3 Citation WINTER PARKING ENFORCEMENT - WINTER PARKING

**Grand Total: 100.00% Total # of Incident Types Reported: 11 Total # of Reports: 10**

# Count of Incident Types



4.55% # of Reports: 1 Calls For Service FOLLOW UP INTERVIEW

4.55% # of Reports: 1 Calls For Service ILEGAL DUMPING OF TRASH

4.55% # of Reports: 1 Calls For Service ORDINANCE VIOLATIONS

4.55% # of Reports: 1 Calls For Service PARKING COMPLANT

4.55% # of Reports: 1 Calls For Service PATROL

4.55% # of Reports: 1 Calls For Service SECURITY CHECK (BUSINESS)


9.09% # of Reports: 2 Calls For Service DOOR CHECKS PHYSICAL SECURITY

13.64% # of Reports: 3 Calls For Service ANIMAL COMPLAINT

13.64% # of Reports: 3 Calls For Service FOLLOW UP INVESTIGATION

22.73% # of Reports: 5 Calls For Service ASSIST ICSSO

# Count of Incident Types



13.64% # of Reports: 3 Calls For Service TRAFFIC COMPLAINT CITIZEN COMP

**Grand Total: 100.00% Total # of Incident Types Reported: 22 Total # of Reports: 22**

**Grand Total: 100.00% Total # of Incident Types Reported: 33**