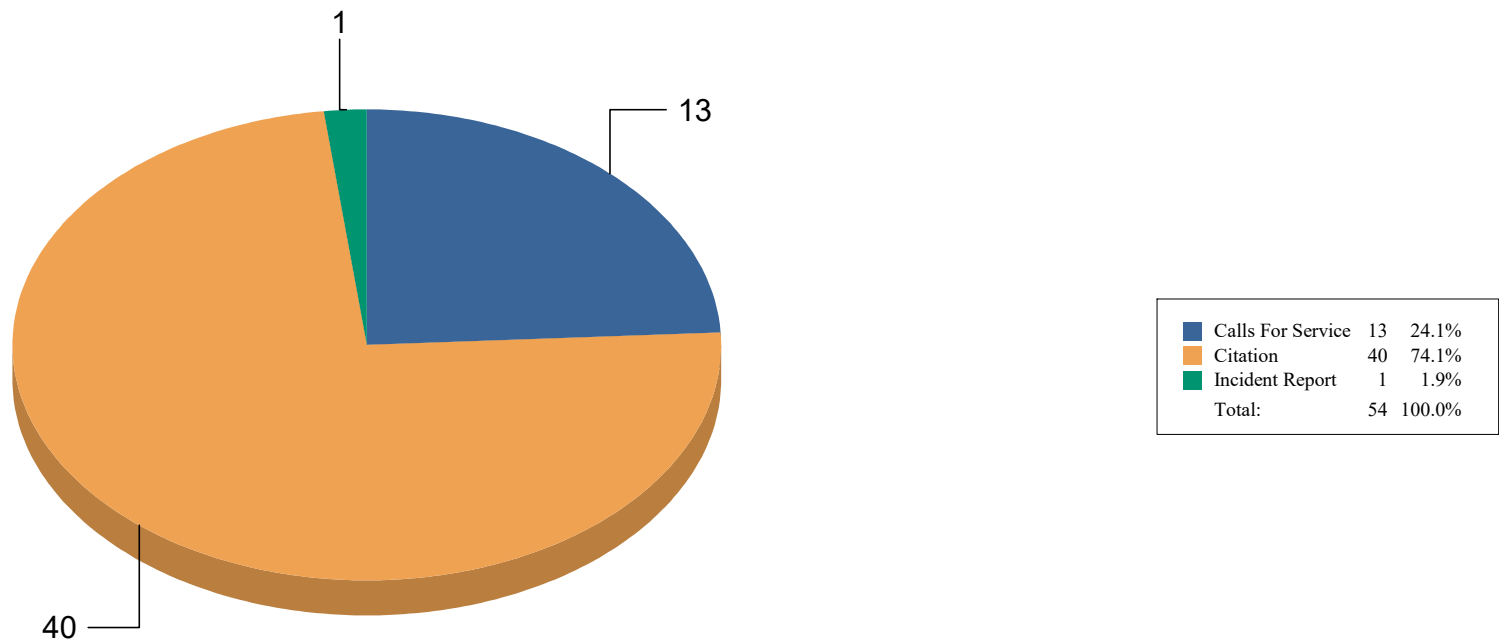


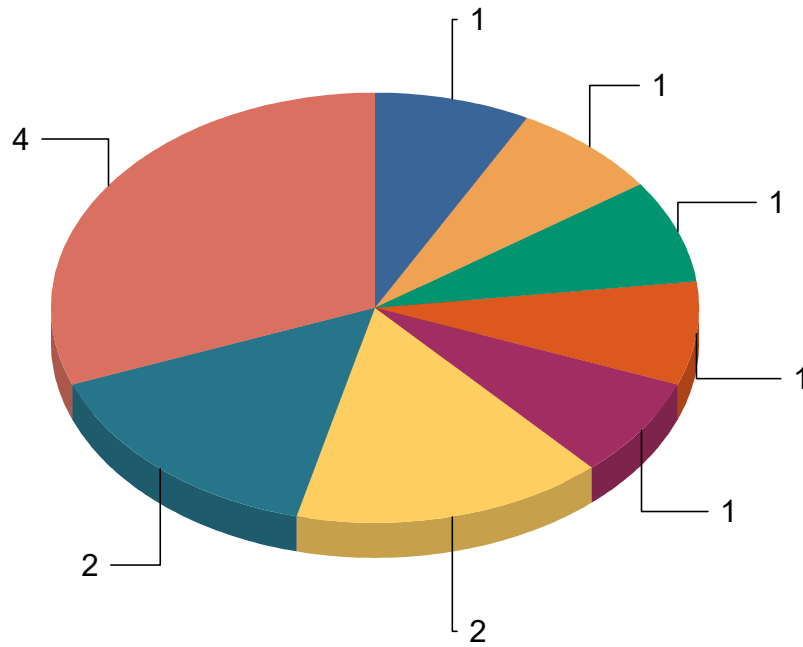
# Ridgeway Marshal's Office

MONTHLY REPORT Statistics from: 6/1/2023 12:00:00AM to 6/30/2023 11:59:00PM

## Count of Reports Completed



# Count of Incident Types



NO INSURANCE	1	7.7%
DOG RUNNING AT LARGE - DOGS RUNNING AT LARGE	1	7.7%
HARASSMENT	1	7.7%
ILLEGAL DUMPING OF TRASH	1	7.7%
MISCELLANEOUS REGISTRATION VIOLATIONS	1	7.7%
FAIL /CHANGE LANE-PASSING STOP EMERG VEH	2	15.4%
FAILURE TO NOTIFY - ADDRESS CHANGE	2	15.4%
NO INSURANCE ( PROOF)	4	30.8%
<b>Total:</b>	<b>13</b>	<b>100.0%</b>

2.04% # of Reports: 1 Citation NO INSURANCE

2.04% # of Reports: 1 Citation DOG RUNNING AT LARGE - DOGS RUNNING AT LARGE

2.04% # of Reports: 1 Citation HARASSMENT

2.04% # of Reports: 1 Citation ILLEGAL DUMPING OF TRASH

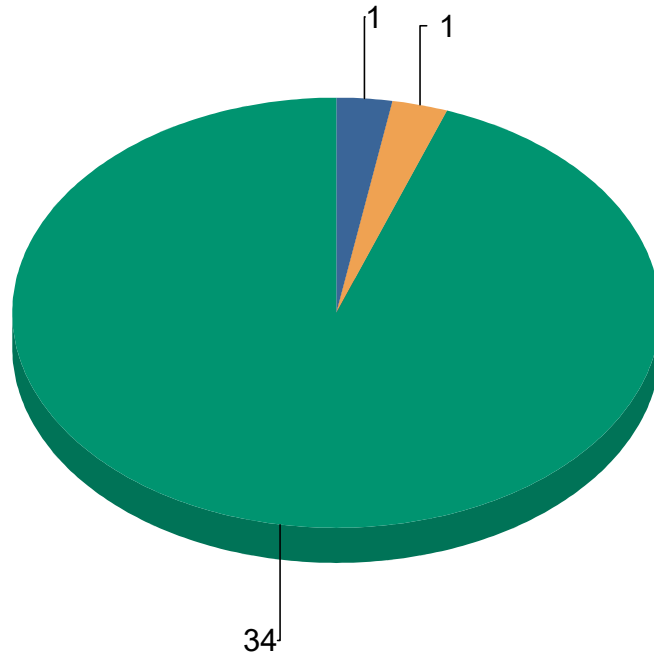
2.04% # of Reports: 1 Citation MISCELLANEOUS REGISTRATION VIOLATIONS

4.08% # of Reports: 2 Citation FAIL /CHANGE LANE-PASSING STOP EMERG VEH

4.08% # of Reports: 2 Citation FAILURE TO NOTIFY - ADDRESS CHANGE

8.16% # of Reports: 4 Citation NO INSURANCE ( PROOF)

# Count of Incident Types



NON REGISTRATION - UNREGISRTEED VEHICLE	1	2.8%
SEATBELT VIOLATIONS	1	2.8%
SPEEDING	34	94.4%
<b>Total:</b>	<b>36</b>	<b>100.0%</b>

2.04% # of Reports: 1 Citation NON REGISTRATION - UNREGISRTEED VEHICLE

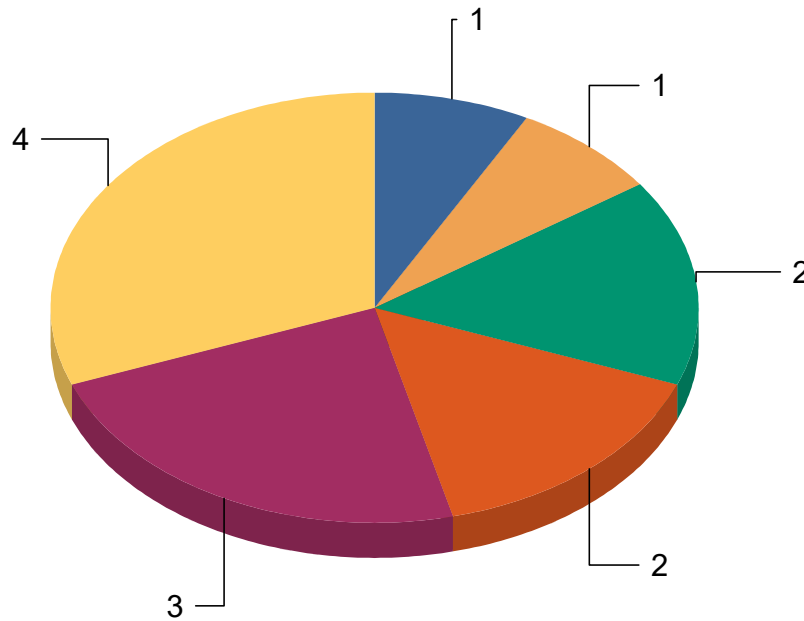
2.04% # of Reports: 1 Citation SEATBELT VIOLATIONS

69.39% # of Reports: 34 Citation SPEEDING

**Grand Total: 100.00% Total # of Incident Types Reported: 49 Total # of Reports: 40**

---

# Count of Incident Types



ASSIST FIRE/EMS	1	7.7%
SUSPICIOUS ACTIVITY	1	7.7%
9-1-1 HANG UP	2	15.4%
ANIMAL COMPLAINT	2	15.4%
ASSIST ICSO	3	23.1%
ASSIST CITIZEN	4	30.8%
<b>Total:</b>	<b>13</b>	<b>100.0%</b>

7.69% # of Reports: 1 Calls For Service ASSIST FIRE/EMS

7.69% # of Reports: 1 Calls For Service SUSPICIOUS ACTIVITY

15.38% # of Reports: 2 Calls For Service 9-1-1 HANG UP

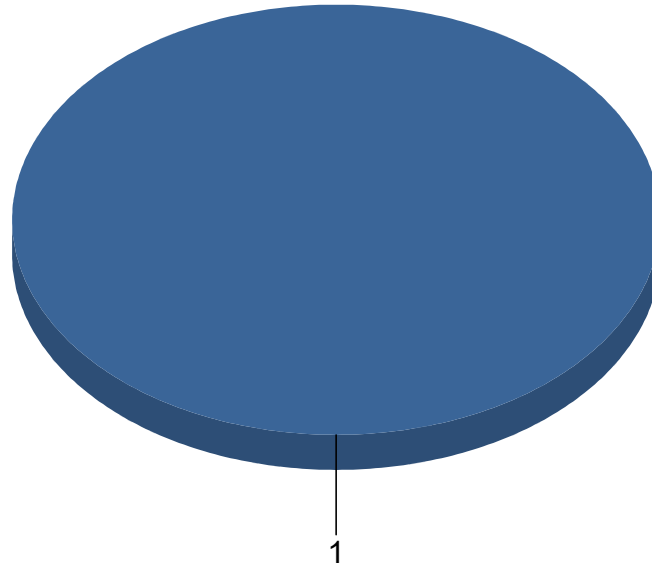
15.38% # of Reports: 2 Calls For Service ANIMAL COMPLAINT

23.08% # of Reports: 3 Calls For Service ASSIST ICSO

30.77% # of Reports: 4 Calls For Service ASSIST CITIZEN

**Grand Total: 100.00% Total # of Incident Types Reported: 13 Total # of Reports: 13**

# Count of Incident Types



■ SERVICE CALL : WELFARE CHECK	1	100.0%
Total:	1	100.0%

100.00% # of Reports: 1 Incident Report SERVICE CALL : WELFARE CHECK

**Grand Total: 100.00% Total # of Incident Types Reported: 1 Total # of Reports: 1**

**Grand Total: 100.00% Total # of Incident Types Reported: 63**