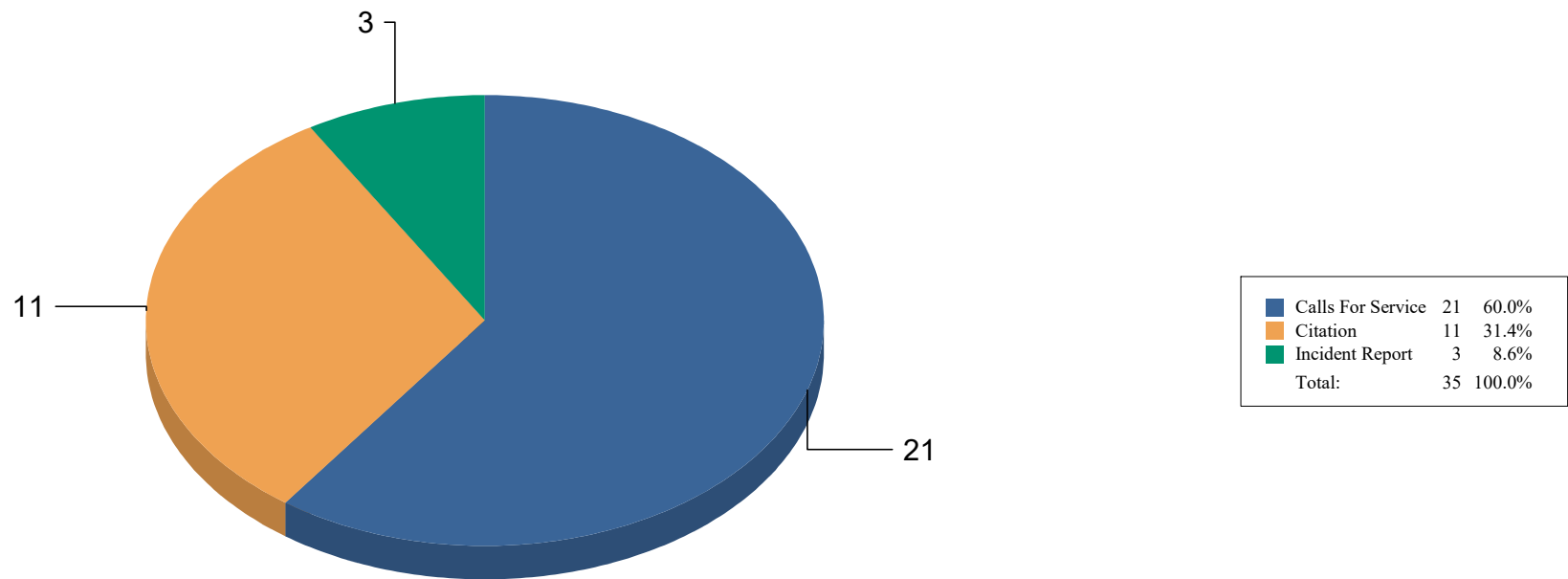
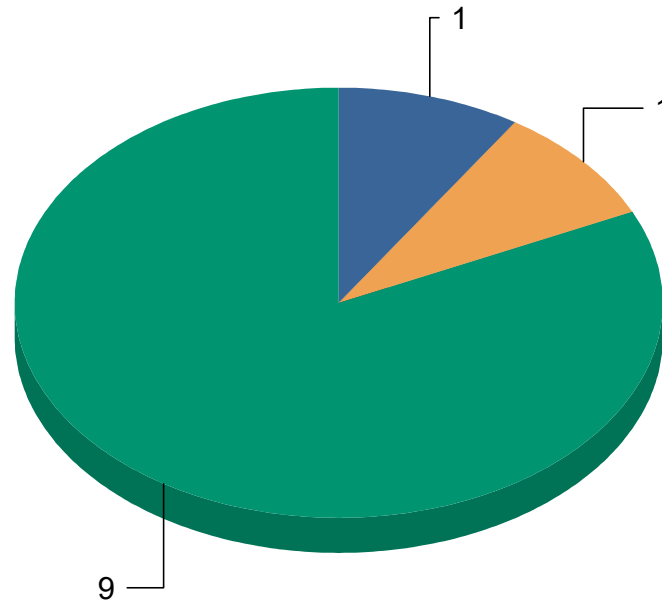


Count of Reports Completed



Count of Incident Types



LANE DEVIATION	1	9.1%
PARKING IN HANDICAP ZONE	1	9.1%
SPEEDING	9	81.8%
Total:	11	100.0%

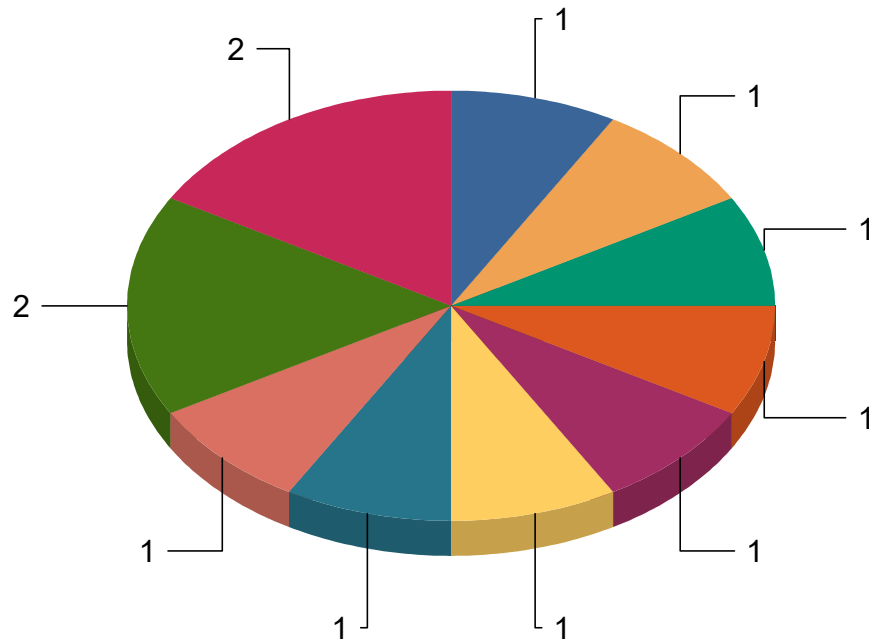
9.09% # of Reports: 1 Citation LANE DEVIATION

9.09% # of Reports: 1 Citation PARKING IN HANDICAP ZONE

81.82% # of Reports: 9 Citation SPEEDING

Grand Total: 100.00% Total # of Incident Types Reported: 11 Total # of Reports: 11

Count of Incident Types



ANIMAL COMPLAINT	1	8.3%
ASSIST BARNEVELD PD	1	8.3%
ASSIST BUSINESS	1	8.3%
ASSIST CITIZEN	1	8.3%
ASSIST DEPARTMENT OF PUBLIC WORKS	1	8.3%
ASSIST FEDERAL LAW ENFORCEMENT AGENCIES	1	8.3%
ASSIST OTHER LAW ENFORCEMENT AG	1	8.3%
HARASSMENT	1	8.3%
ASSIST FIRE/EMS	2	16.7%
ASSIST ICSSO	2	16.7%
Total:	12	100.0%

4.76% # of Reports: 1 Calls For Service ANIMAL COMPLAINT

4.76% # of Reports: 1 Calls For Service ASSIST BARNEVELD PD

4.76% # of Reports: 1 Calls For Service ASSIST BUSINESS

4.76% # of Reports: 1 Calls For Service ASSIST CITIZEN

4.76% # of Reports: 1 Calls For Service ASSIST DEPARTMENT OF PUBLIC WORKS

4.76% # of Reports: 1 Calls For Service ASSIST FEDERAL LAW ENFORCEMENT AGENCIES

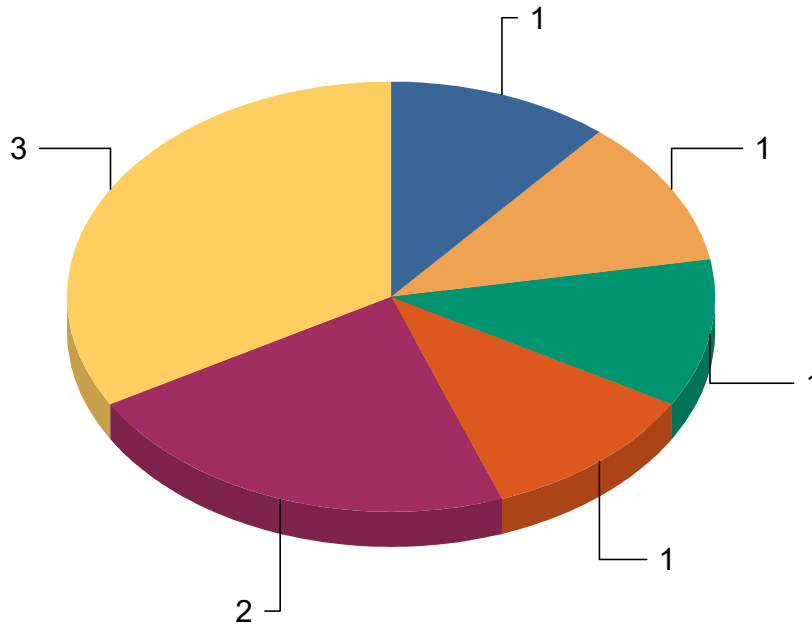
4.76% # of Reports: 1 Calls For Service ASSIST OTHER LAW ENFORCEMENT AG

4.76% # of Reports: 1 Calls For Service HARASSMENT

9.52% # of Reports: 2 Calls For Service ASSIST FIRE/EMS

9.52% # of Reports: 2 Calls For Service ASSIST ICSO

Count of Incident Types



JUVENILE MATTER	1	11.1%
LOCK/UNLOCK DOOR	1	11.1%
SUSPICIOUS ACTIVITY	1	11.1%
TRAFFIC COMPLAINT MAKE YOUR OWN	1	11.1%
WELFARE CHECK	2	22.2%
TRAFFIC COMPLAINT CITIZEN COMP	3	33.3%
Total:	9	100.0%

4.76% # of Reports: 1 Calls For Service JUVENILE MATTER

4.76% # of Reports: 1 Calls For Service LOCK/UNLOCK DOOR

4.76% # of Reports: 1 Calls For Service SUSPICIOUS ACTIVITY

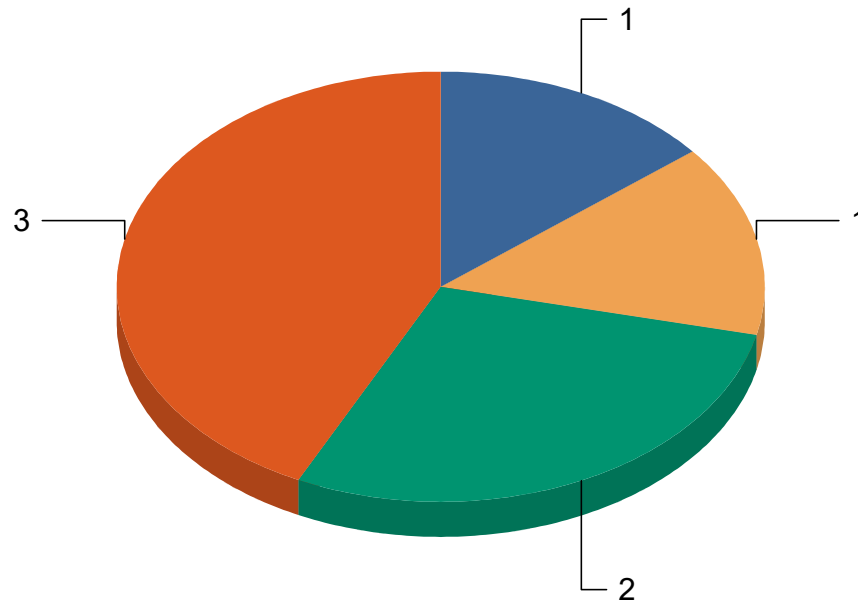
4.76% # of Reports: 1 Calls For Service TRAFFIC COMPLAINT MAKE YOUR OWN

9.52% # of Reports: 2 Calls For Service WELFARE CHECK

14.29% # of Reports: 3 Calls For Service TRAFFIC COMPLAINT CITIZEN COMP

Grand Total: 100.00% Total # of Incident Types Reported: 21 Total # of Reports: 21

Count of Incident Types



CRIMES : SEX CRIMES	1	14.3%
WARRANTS	1	14.3%
CRIMES : DISORDERLY CONDUCT	2	28.6%
CRIMES : BAILJUMPING	3	42.9%
Total:	7	100.0%

14.29% # of Reports: 1 Incident Report CRIMES : SEX CRIMES

14.29% # of Reports: 1 Incident Report WARRANTS

28.57% # of Reports: 2 Incident Report CRIMES : DISORDERLY CONDUCT

42.86% # of Reports: 3 Incident Report CRIMES : BAILJUMPING

Grand Total: 100.00% Total # of Incident Types Reported: 7 Total # of Reports: 3

Grand Total: 100.00% Total # of Incident Types Reported: 39