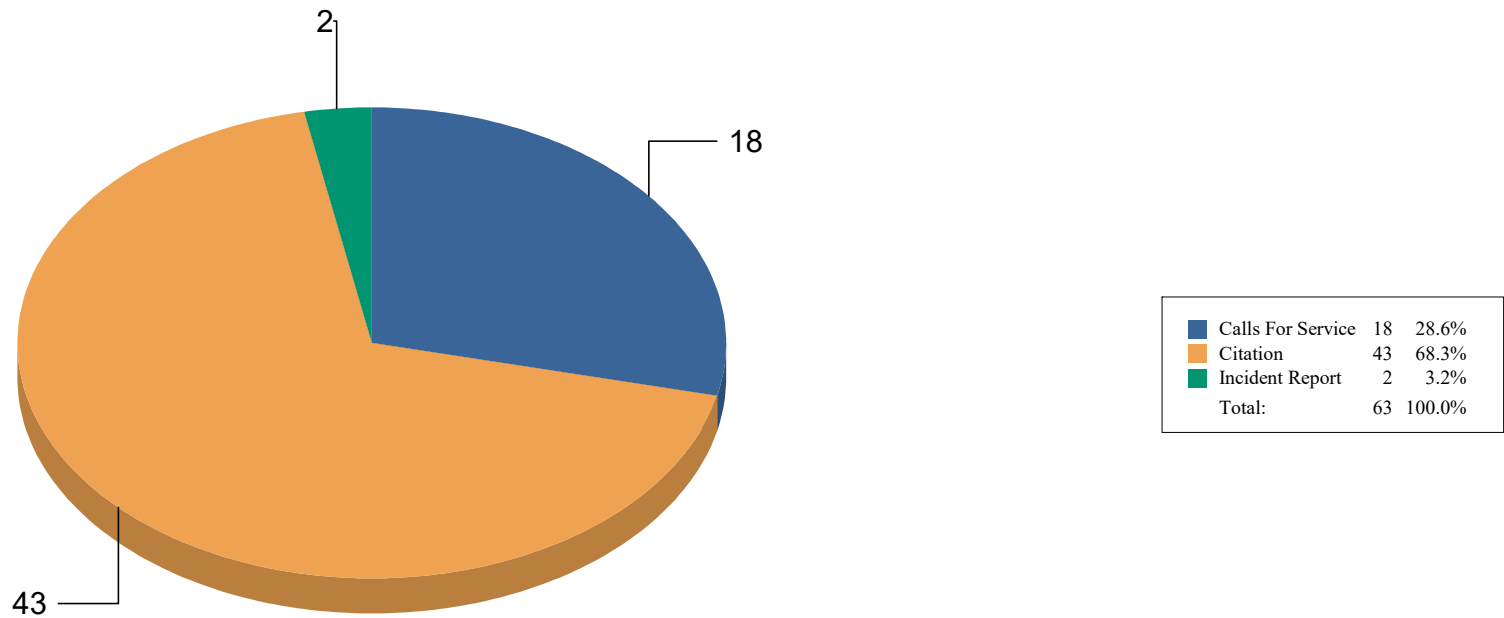


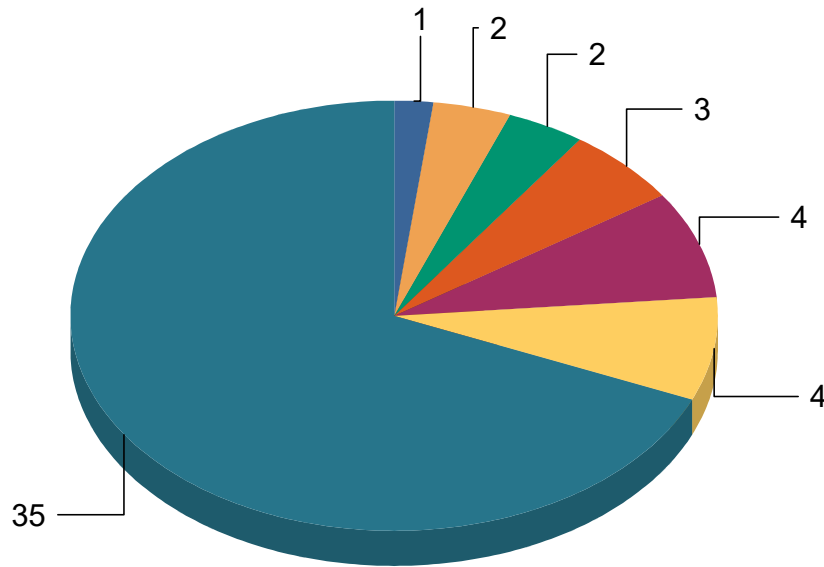
Ridgeway Marshal's Office

AUGUST 2024 Statistics from: 8/1/2024 12:00:00AM to 8/31/2024 11:59:00PM

Count of Reports Completed



Count of Incident Types



FAIL /CHANGE LANE-PASSING STOP EMERG VEH	1	2.0%
MISCELLANEOUS REGISTRATION VIOLATIONS	2	3.9%
TRAFFIC OFFENNSE	2	3.9%
UNLICENSED DOG	3	5.9%
EQUIPMENT VIOLATIONS	4	7.8%
NO INSURANCE (PROOF)	4	7.8%
SPEEDING	35	68.6%
Total:	51	100.0%

1.96% # of Reports: 1 Citation FAIL /CHANGE LANE-PASSING STOP EMERG VEH

3.92% # of Reports: 2 Citation MISCELLANEOUS REGISTRATION VIOLATIONS

3.92% # of Reports: 2 Citation TRAFFIC OFFENNSE

5.88% # of Reports: 3 Citation UNLICENSED DOG

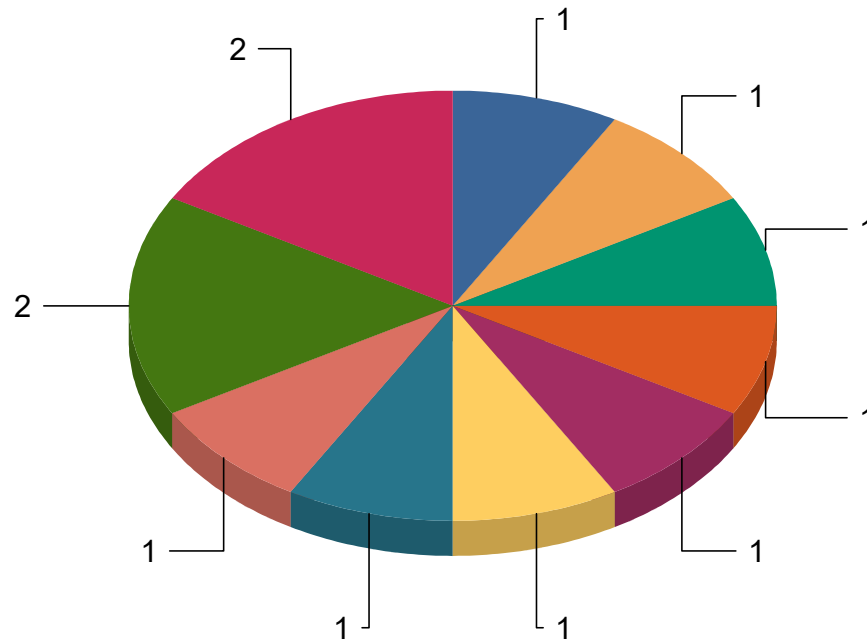
7.84% # of Reports: 4 Citation EQUIPMENT VIOLATIONS

7.84% # of Reports: 4 Citation NO INSURANCE (PROOF)

68.63% # of Reports: 35 Citation SPEEDING

Grand Total: 100.00% Total # of Incident Types Reported: 51 Total # of Reports: 43

Count of Incident Types



ALARM - BURGLARY	1	8.3%
ANIMAL COMPLAINT	1	8.3%
ASSIST FIRE/EMS	1	8.3%
ASSIST ICSSO	1	8.3%
CRASH PROPERTY DAMAGE	1	8.3%
CRIMINAL DAMAGE TO PROPERTY	1	8.3%
FOLLOW UP INTERVIEW	1	8.3%
MOTORIST ASSIST	1	8.3%
DOOR CHECKS PHYSICAL SECURITY	2	16.7%
RESIDENTIAL SECURITY CHECK	2	16.7%
Total:	12	100.0%

5.56% # of Reports: 1 Calls For Service ALARM - BURGLARY

5.56% # of Reports: 1 Calls For Service ANIMAL COMPLAINT

5.56% # of Reports: 1 Calls For Service ASSIST FIRE/EMS

5.56% # of Reports: 1 Calls For Service ASSIST ICSO

5.56% # of Reports: 1 Calls For Service CRASH PROPERTY DAMAGE

5.56% # of Reports: 1 Calls For Service CRIMINAL DAMAGE TO PROPERTY

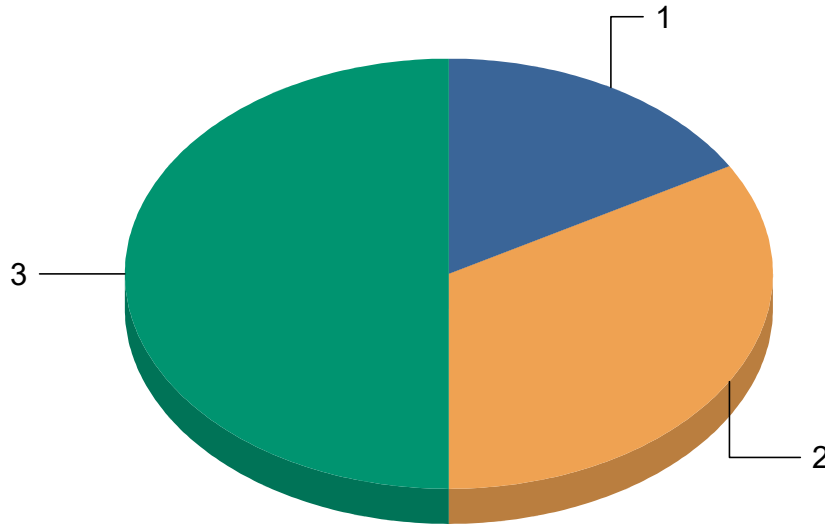
5.56% # of Reports: 1 Calls For Service FOLLOW UP INTERVIEW

5.56% # of Reports: 1 Calls For Service MOTORIST ASSIST

11.11% # of Reports: 2 Calls For Service DOOR CHECKS PHYSICAL SECURITY

11.11% # of Reports: 2 Calls For Service RESIDENTIAL SECURITY CHECK

Count of Incident Types



SUSPICIOUS ACTIVITY	1	16.7%
SECURITY CHECKS- ALL OTHER	2	33.3%
TRAFFIC COMPLAINT CITIZEN COMP	3	50.0%
Total:	6	100.0%

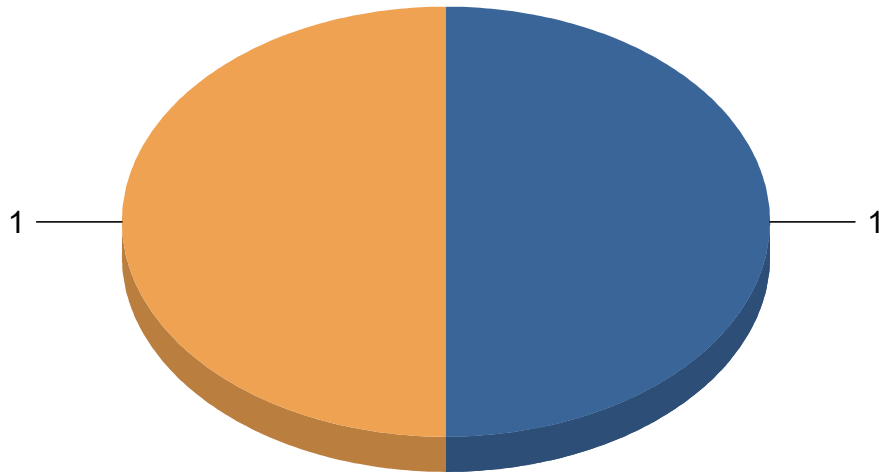
5.56% # of Reports: 1 Calls For Service SUSPICIOUS ACTIVITY

11.11% # of Reports: 2 Calls For Service SECURITY CHECKS- ALL OTHER

16.67% # of Reports: 3 Calls For Service TRAFFIC COMPLAINT CITIZEN COMP

Grand Total: 100.00% Total # of Incident Types Reported: 18 Total # of Reports: 18

Count of Incident Types



ASSIST OTHER LAW ENFORCEMENT AGENCY	1	50.0%
CRIMES : JUVENILE CRIMES	1	50.0%
Total:	2	100.0%

50.00% # of Reports: 1 Incident Report ASSIST OTHER LAW ENFORCEMENT AGENCY

50.00% # of Reports: 1 Incident Report CRIMES : JUVENILE CRIMES

Grand Total: 100.00% Total # of Incident Types Reported: 2 Total # of Reports: 2

Grand Total: 100.00% Total # of Incident Types Reported: 71