



**Village of Ridgeway | 2023 Budget Document
(as Required by Section 65.90(3))
General Fund**

The Village of Ridgeway's detail budget summary is available for public inspection at the Village Hall, 208 Jarvis Street, Ridgeway, WI 53582 from 8:00 a.m. to 4:30 p.m., Monday through Thursday and 8:00 am to Noon on Friday.

The public hearing on the 2023 budget will be held at 7:00 p.m., November 15, 2022.

The following is the general fund proposed budget for 2023:

	2022 BUDGET	2022 8 MONTH ACTUAL	2022 ESTIMATED	2023 BUDGET	PERCENTAGE CHANGE INCREASE (DECREASE)
REVENUES					
TAXES (OTHER THAN PROPERTY TAXES)	\$ -	\$ -	\$ -	\$ -	
SPECIAL ASSESSMENTS	3,010	-	3,010	820	-72.76%
INTERGOVERNMENTAL	191,381	72,864	192,264	215,916	12.82%
LICENSES AND PERMITS	6,650	10,733	9,980	19,588	194.56%
FINES AND FORFEITURES	1,750	1,408	1,408	1,250	-28.57%
PUBLIC CHARGES FOR SERVICES	45,250	27,593	46,524	46,852	3.54%
INTERGOVERNMENTAL CHARGES FOR SERVICE	2,000	-	2,000	2,000	0.00%
INVESTMENT INCOME	33,275	4,111	25,500	42,896	28.91%
MISCELLANEOUS	29,595	180,673	53,221	8,370	-71.72%
OTHER FINANCING SOURCES	50,000	-	50,000	55,765	11.53%
TOTAL REVENUES	362,911	297,382	383,907	393,457	8.42%
EXPENDITURES					
GENERAL GOVERNMENT	202,033	129,918	202,192	192,404	-4.77%
PUBLIC SAFETY	202,034	162,311	208,885	263,175	30.26%
PUBLIC WORKS	170,150	90,954	140,034	158,769	-6.69%
LEISURE ACTIVITIES	24,971	16,899	25,460	41,076	64.49%
CAPITAL OUTLAY	5,000	-	-	-	-100.00%
OTHER FINANCING USES	13,511	15,549	162,469	-	-100.00%
TOTAL EXPENDITURES	617,699	415,631	739,040	655,424	6.11%
EXCESS (DEFICIENCY) OF REVENUES OVER EXPENDITURES	(254,788)	(118,249)	(355,133)	(261,967)	
LOCAL PROPERTY TAXES	254,788	254,788	254,788	261,967	2.82%
NET SURPLUS (DEFICIT)	-	136,539	(100,345)	-	
FUND BALANCE - BEGINNING OF YEAR	1,848,650	1,848,650	1,848,650	1,748,305	
FUND BALANCE - END OF YEAR	\$ 1,848,650	\$ 1,985,189	\$ 1,748,305	\$ 1,748,305	



**Village of Ridgeway | 2023 Budget Document
(as Required by Section 65.90(3))
All Funds of the Village**

Fund Number	Fund Name	Total Revenues	Total Expenditures	Excess (Deficit)	Balance January 1	Balance December 31	Property Tax Contribution
Governmental Funds							
100	<u>General Fund</u>	\$ 655,424	\$ 655,424	\$ -	\$ 1,748,305	\$ 1,748,305	\$ 261,967
	<u>Debt Service</u>						
340	Debt Service Fund	138,951	138,951	-	-	-	121,240
	<u>Capital Project Funds</u>						
140	Capital Improvements	187,300	374,700	(187,400)	187,400	-	10,000
150	Public Property & Events	53,000	50,000	3,000	(60,631)	(57,631)	-
210	Tax Incremental District No. 1	526,836	392,473	134,363	(1,016,973)	(882,610)	-
	<u>Enterprise Funds</u>						
300	Sewer Utility	254,366	329,658	(75,292)	3,473,926	3,398,634	-
400	Water Utility	376,279	225,955	150,324	1,644,903	1,795,227	-
TOTAL VILLAGE BUDGET		\$ 2,192,156	\$ 2,167,161	\$ 24,995	\$ 5,976,930	\$ 6,001,925	\$ 393,207

The Village's property taxes are summarized as follows:

	Budget Year		Percentage Change Increase (Decrease)
	2022	2023	
General Fund	\$ 254,788	\$ 261,967	2.82%
Debt Service Fund	123,142	121,240	-1.54%
Capital Improvements	32,500	10,000	-69.23%
TOTAL	\$ 410,430	\$ 393,207	-4.20%
Assessed Tax Rate per Thousand	\$ 11.554	\$ 10.992	-4.86%
Equalized Tax Rate per Thousand	\$ 10.112	\$ 8.045	-20.44%

The Village's outstanding general obligation debt at December 31, 2022 will be: \$ 1,169,528

NOTICE IS HEREBY GIVEN that the Village Board will meet immediately following the completion of the Public Hearing for the purpose of acting on the proposed budget.

Dated this 1st day of November, 2022

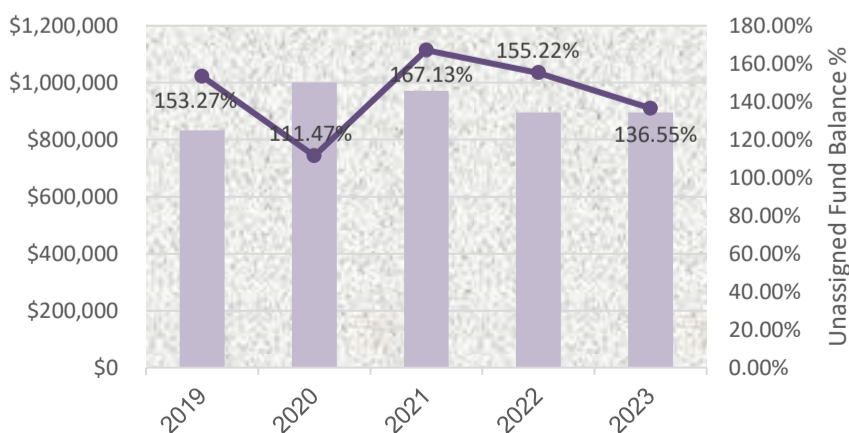
Hailey Roessler
Village Clerk-Treasurer

Village of Ridgeway 2023 Budget | General Fund

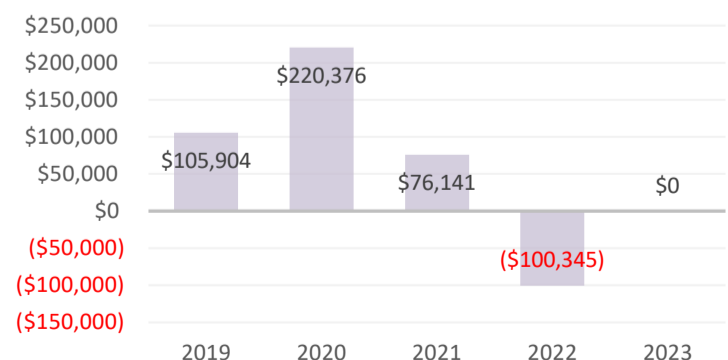
	2020 ACTUAL	2021 ACTUAL	2022 BUDGET	2022 8 MONTH ACTUAL	2022 ESTIMATED	2023 BUDGET	\$ Δ	% Δ
REVENUE								
Local property taxes	\$ 380,163	\$ 298,449	\$ 254,788	\$ 254,788	\$ 254,788	\$ 261,967	\$ 7,179	2.82%
Special assessments	2,053	3,010	3,010	-	3,010	820	(2,190)	-72.76%
Intergovernmental	318,084	196,498	191,381	72,864	192,264	215,916	24,535	12.82%
Licenses and permits	13,034	10,246	6,650	10,733	9,980	19,588	12,938	194.56%
Fines and forfeitures	7,512	1,643	1,750	1,408	1,408	1,250	(500)	-28.57%
Public charges for services	44,002	47,583	45,250	27,593	46,524	46,852	1,602	3.54%
Intergovernmental charges for services	-	-	2,000	-	2,000	2,000	-	0.00%
Investment income	9,029	4,530	33,275	4,111	25,500	42,896	9,621	28.91%
Miscellaneous	12,230	42,047	29,595	180,673	53,221	8,370	(21,225)	-71.72%
Proceeds from long-term debt	300,149	17,713	-	3,370	-	-	-	
Transfers in	40,027	45,992	50,000	-	50,000	55,765	5,765	11.53%
TOTAL REVENUE	1,126,283	667,711	617,699	555,540	638,695	655,424	37,725	6.11%
EXPENDITURES								
General government	165,110	161,679	202,033	129,918	202,192	192,404	(9,629)	-4.77%
Public safety	192,890	208,476	202,034	162,311	208,885	263,175	61,141	30.26%
Public works	147,216	139,140	170,150	90,954	140,034	158,769	(11,381)	-6.69%
Leisure activities	10,865	25,631	24,971	16,899	25,460	41,076	16,105	64.49%
Capital outlay	105,271	28,930	5,000	-	-	-	(5,000)	-100.00%
Debt service								
Principal on long-term debt	270,474	13,059	-	13,275	-	-	-	
Interest and fiscal charges	6,305	4,655	-	2,274	-	-	-	
Transfers out	7,776	10,000	13,511	-	162,469	-	(13,511)	-100.00%
TOTAL EXPENDITURES	905,907	591,570	617,699	415,631	739,040	655,424	37,725	6.11%
SURPLUS / DEFICIT	220,376	76,141	-	139,909	(100,345)	-	-	-
BEGINNING FUND BALANCE	1,552,133	1,772,509	1,848,650	1,848,650	1,848,650	1,748,305		
YEAR END BALANCE	\$ 1,772,509	\$ 1,848,650	\$ 1,848,650	\$ 1,988,559	\$ 1,748,305	\$ 1,748,305		
COMPONENTS OF FUND BALANCE								
NONSPENDABLE	771,404	853,336	853,336	853,336	853,336	853,336		
ASSIGNED	-	23,360	-	-	-	-		
UNASSIGNED	1,001,105	971,954	995,314	1,135,223	894,969	894,969		
TOTAL FUND BALANCE	\$ 1,772,509	\$ 1,848,650	\$ 1,848,650	\$ 1,988,559	\$ 1,748,305	\$ 1,748,305		
Unassigned fund balance as a % of expenditures (No Policy)	111%	167%	165%		155%	137%		

Village of Ridgeway 2023 Budget | General Fund

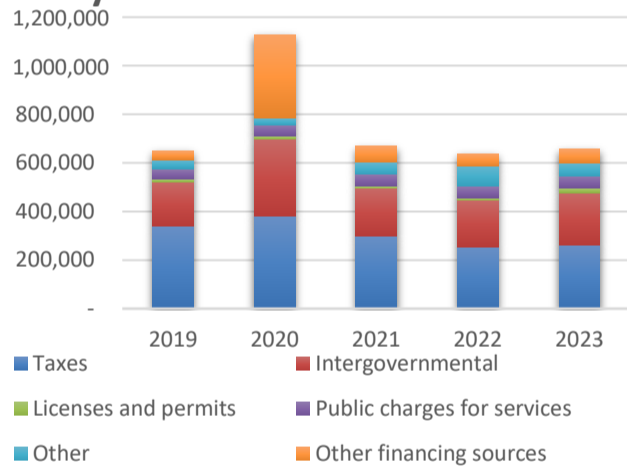
Unassigned Year End Fund Balance



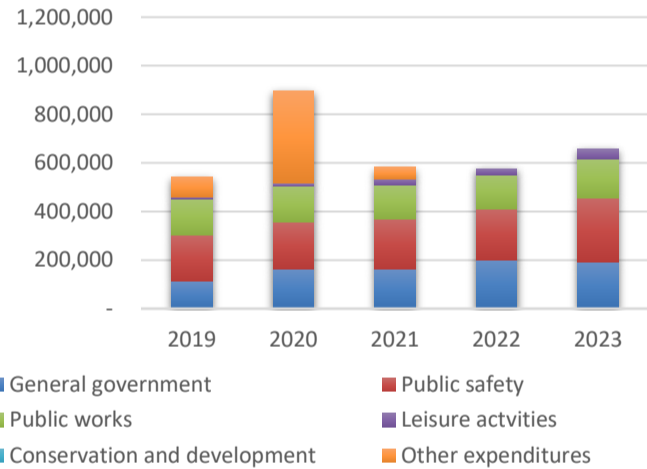
Fiscal Year Surplus / Deficit



Revenues By Source



Expenditures By Function





Village of Ridgeway Budget | General Fund

Account Description	Account Number	2019 ACTUAL	2020 ACTUAL	2021 ACTUAL	2022 BUDGET	2022 8 MONTH ACTUAL	2022 ESTIMATED	2023 BUDGET	\$ Δ	% Δ
REVENUE										
Taxes										
Real Estate Taxes	100-00-41110-000-000	\$ 328,772	\$ 380,163	\$ 298,449	\$ 254,788	\$ 254,788	\$ 254,788	\$ 261,967	\$ 7,179	2.82%
Total Taxes		340,615	380,163	298,449	254,788	254,788	254,788	261,967	7,179	2.82%
Special Assessments										
Special Assessments	100-00-42000-000-000	2,401	2,053	3,010	3,010	-	3,010	820	(2,190)	-72.76%
Total Special Assessments		2,401	2,053	3,010	3,010	-	3,010	820	(2,190)	-72.76%
Intergovernmental										
State Shared Revenues	100-00-43410-000-000	125,477	125,477	138,250	125,474	18,821	125,474	141,482	16,008	12.76%
State Fire Insurance Dues	100-00-43420-000-000	1,572	1,619	1,804	1,800	1,896	1,896	1,800	-	0.00%
State Aids-Exempt Computer	100-00-43430-000-000	7	7	7	7	7	7	7	-	0.00%
Pers Property Tax Aid	100-00-43510-000-000	1,451	1,309	1,167	432	1,309	1,309	1,309	877	203.01%
Law Enforcement Improvement	100-00-43521-000-000	-	320	160	-	-	-	-	-	-
State Highway Aids	100-00-43531-000-000	39,663	38,557	44,341	50,991	38,244	50,991	58,641	7,650	15.00%
State Aid-Recycling Grant	100-00-43545-000-000	2,633	2,634	2,643	2,643	2,636	2,636	2,643	-	0.00%
State- Dnr Pmt In Lieu Of Tax	100-00-43620-000-000	35	35	35	34	68	68	34	-	0.00%
State - Other State Payments	100-00-43690-000-000	-	12,190	-	-	-	-	-	-	-
Rfd Pension Reimb.	100-00-47323-000-000	10,547	7,301	8,091	10,000	9,883	9,883	10,000	-	0.00%
State Grant Hwy-Femacdb	250-00-43533-000-000	-	128,635	-	-	-	-	-	-	-
Total Intergovernmental		181,385	318,084	196,498	191,381	72,864	192,264	215,916	24,535	12.82%
Licenses and Permits										
Bus & Occupational License	100-00-44100-000-000	3,091	2,333	2,914	2,000	2,524	2,523	2,500	500	25.00%
Dog Licenses	100-00-44200-000-000	1,057	1,035	1,108	1,200	1,460	1,100	1,400	200	16.67%
Building Permits	100-00-44300-000-000	7,313	9,598	4,907	3,000	5,324	4,532	3,000	-	0.00%
Chicken License	100-00-44400-000-000	46	18	26	20	10	10	20	-	0.00%
Burn Permit	100-00-44500-000-000	-	50	195	200	135	135	200	-	0.00%
Planning And Zoning	100-00-44600-000-000	-	-	1,056	200	1,280	1,680	400	200	100.00%
Transient Merchant	100-00-44700-000-000	-	-	40	30	-	-	30	-	0.00%
Annual Impact Fee	100-00-48140-000-100	-	-	-	-	-	-	12,038	12,038	-
Total Licenses and Permits		11,507	13,034	10,246	6,650	10,733	9,980	19,588	12,938	194.56%
Fines and Forfeitures										
Municipal Citations	100-00-45101-000-000	4,847	2,204	1,413	1,500	1,073	1,073	1,000	(500)	-33.33%
Parking And Other Fines	100-00-45102-000-000	100	50	-	50	85	85	50	-	0.00%

Village of Ridgeway Budget | General Fund

Account Description	Account Number	2019 ACTUAL	2020 ACTUAL	2021 ACTUAL	2022 BUDGET	2022 8 MONTH ACTUAL	2022 ESTIMATED	2023 BUDGET	\$ Δ	% Δ
Stark Co Collections	100-00-45103-000-000	-	269	-	-	-	-	-	-	-
General Gov'T Fees	100-00-46100-000-000	295	4,989	230	200	250	250	200	-	0.00%
Total Fines and Forfeitures		5,242	7,512	1,643	1,750	1,408	1,408	1,250	(500)	-28.57%
Public Charges for Services										
Sanitation Income (Garbage)	100-00-46420-000-000	25,355	26,552	28,081	27,400	16,543	28,081	28,222	822	3.00%
Sanitation Income (Recycling)	100-00-46430-000-000	16,065	17,088	17,755	17,650	10,583	17,975	18,180	530	3.00%
Clean Up Day Recycling Fees	100-00-46435-000-000	138	362	1,747	200	468	468	450	250	125.00%
Total Public Charges for Services		41,558	44,002	47,583	45,250	27,594	46,524	46,852	1,602	3.54%
Intergovernmental Charges for Services										
Tif Administration	100-00-47100-000-000	-	-	-	2,000	-	2,000	2,000	-	0.00%
Total Intergovernmental Charges for Services		-	-	-	2,000	-	2,000	2,000	-	0.00%
Investment Income										
Interest Income	100-00-48110-000-000	22,730	9,029	4,309	10,000	4,111	6,000	17,000	7,000	70.00%
Interest On Advances	100-00-48111-000-000	-	-	-	23,000	-	19,500	25,816	2,816	12.24%
Interest On Special Assess	100-00-48130-000-000	13	-	221	275	-	-	80	(195)	-70.91%
Total Investment Income		22,743	9,029	4,530	33,275	4,111	25,500	42,896	9,621	28.91%
Miscellaneous										
Park Rental Income	100-00-48200-000-000	800	-	3,230	12,500	545	841	1,000	(11,500)	-92.00%
Sale Of Fixed Assets	100-00-48309-000-000	-	-	3,000	-	19,104	19,104	4,370	4,370	
Donations	100-00-48500-000-000	-	10,000	23,360	-	-	-	-	-	
Law Enforcement Donations	100-00-48500-000-201	-	-	-	500	500	500	-	(500)	-100.00%
Other Misc Revenues	100-00-48900-000-000	7,614	2,230	12,457	13,626	160,523	32,776	3,000	(10,626)	-77.98%
Fund Balance Applied	100-00-49300-000-000	-	-	-	2,969	-	-	-	(2,969)	-100.00%
Total Miscellaneous		8,414	12,230	42,047	29,595	180,672	53,221	8,370	(21,225)	-71.72%
Proceeds from Long-Term Debt										
Loan Proceeds	100-00-49100-000-000	-	-	17,713	-	3,370	-	-	-	
Loan Proceeds Clean Water	250-00-43560-000-000	-	300,149	-	-	-	-	-	-	
Total Proceeds from Long-Term Debt		-	300,149	17,713	-	3,370	-	-	-	
Transfers in										
Prop Tax Equivalent - Water	100-00-41310-000-000	35,069	40,027	45,992	50,000	-	50,000	54,765	4,765	9.53%
Transfers From Other Funds	100-00-49200-000-000	-	-	-	-	-	-	1,000	1,000	
Total Transfers in		35,069	40,027	45,992	50,000	-	50,000	55,765	5,765	11.53%



Village of Ridgeway Budget | General Fund

Account Description	Account Number	2019 ACTUAL	2020 ACTUAL	2021 ACTUAL	2022 BUDGET	2022 8 MONTH ACTUAL	2022 ESTIMATED	2023 BUDGET	\$ Δ	% Δ
TOTAL REVENUE		613,865	1,126,283	667,711	617,699	555,540	638,695	655,424	37,725	6.11%
EXPENDITURES										
General Government										
Village Board										
Board Wages	100-00-51100-110-000	14,209	14,297	12,940	13,500	-	14,000	14,000	500	3.70%
Board Payroll Taxes	100-00-51100-120-000	1,063	957	990	1,033	-	1,300	1,300	267	25.85%
Board Membership Dues	100-00-51100-130-000	-	-	379	425	422	422	725	300	70.59%
Board Travel/Mileage/Training	100-00-51100-140-000	-	-	462	100	-	-	350	250	250.00%
Board Misc Expenses	100-00-51100-150-000	-	955	940	3,800	3,060	800	800	(3,000)	-78.95%
Total Village Board		15,272	16,209	15,711	18,858	3,482	16,522	17,175	(1,683)	-8.92%
Legal										
Legal Expense	100-00-51300-000-000	6,475	9,773	2,623	5,000	835	1,500	3,000	(2,000)	-40.00%
Building Inspector										
Building Inspector	100-00-51400-100-000	7,763	6,678	5,342	8,000	4,306	7,500	8,000	-	0.00%
Building Insp Payroll Taxes	100-00-51400-110-000	594	511	409	612	329	700	612	-	0.00%
Total Building Inspector		8,357	7,189	5,751	8,612	4,635	8,200	8,612	-	0.00%
Village Clerk										
Clerk Wages	100-00-51420-110-000	23,324	45,323	33,564	38,805	30,449	48,711	48,017	9,212	23.74%
Clerk Payroll Taxes	100-00-51420-120-000	1,619	2,941	2,779	2,969	2,156	3,450	3,673	704	23.71%
Clerk Employee Benefits	100-00-51420-125-000	15,481	19,499	11,460	10,505	7,796	12,387	9,140	(1,365)	-12.99%
Clerk Office Supplies	100-00-51420-310-000	3,900	4,186	4,184	3,500	1,026	2,000	3,000	(500)	-14.29%
Clerk Equipment Lease/Purchase	100-00-51420-315-000	1,678	-	955	657	269	500	200	(457)	-69.56%
Clerk Information Technology	100-00-51420-316-000	-	2,124	4,831	2,000	6,175	6,000	1,000	(1,000)	-50.00%
Clerk Membership Dues	100-00-51420-320-000	610	639	165	300	65	65	100	(200)	-66.67%
Clerk Telephone	100-00-51420-325-000	1,179	1,082	703	1,300	1,353	1,613	2,640	1,340	103.08%
Clerk Utilities	100-00-51420-326-000	-	-	3,951	-	-	-	-	-	-
Clerk Training	100-00-51420-330-000	280	1,498	759	1,200	549	514	700	(500)	-41.67%
Clerk Travel/Mileage	100-00-51420-350-000	253	495	96	350	151	197	250	(100)	-28.57%
Clerk Miscellaneous	100-00-51420-380-000	1,044	820	81	100	-	-	-	(100)	-100.00%
Licensing Expense	100-00-51430-000-000	132	74	70	-	-	-	-	-	-
Total Village Clerk		49,500	78,681	63,598	61,686	49,989	75,437	68,720	7,034	11.40%
Elections										
Election Notices	100-00-51420-370-000	63	68	25	100	-	-	-	(100)	-100.00%
Election Wages	100-00-51420-371-000	494	2,381	845	2,000	1,109	2,200	2,160	160	8.00%
Election Supplies	100-00-51420-372-000	830	802	394	500	406	500	300	(200)	-40.00%



Village of Ridgeway Budget | General Fund

Account Description	Account Number	2019 ACTUAL	2020 ACTUAL	2021 ACTUAL	2022 BUDGET	2022 8 MONTH ACTUAL	2022 ESTIMATED	2023 BUDGET	\$ Δ	% Δ
Election Equipment	100-00-51420-375-000	770	-	3,551	400	-	410	1,500	1,100	275.00%
Election Clerk - Wages	100-00-51440-110-000		2,318	6,382	-	-	-	-	-	
Election Clerk Med/Ss	100-00-51440-120-000		157	479	-	-	-	-	-	
Election Clerk Benefits	100-00-51440-125-000		874	1,770	-	-	-	-	-	
Total Elections		2,157	6,600	13,446	3,000	1,515	3,110	3,960	960	32.00%
Deputy Clerk										
Deputy Clerk - Wages	100-00-51421-110-000	-	7,253	15,284	20,874	16,638	26,328	26,624	5,750	27.55%
Deputy Clerk Med/Ss	100-00-51421-120-000	-	493	1,082	1,601	1,185	1,900	2,037	436	27.23%
Deputy Clerk Benefits	100-00-51421-125-000	-	2,708	3,886	4,436	3,265	5,223	5,148	712	16.05%
Total Deputy Clerk		-	10,454	20,252	26,911	21,088	33,451	33,809	6,898	25.63%
Insurance										
Worker'S Comp Insurance	100-00-51500-275-000	2,091	2,345	2,909	-	-	-	-	-	
Village Insurance	100-00-51540-000-000	359	359	359	2,447	2,969	2,969	-	(2,447)	-100.00%
General Gov'T Insurance	100-00-51938-000-000	4,603	4,661	6,093	7,875	3,153	-	10,458	2,583	32.80%
Total Insurance		7,053	7,365	9,361	10,322	6,122	2,969	10,458	136	1.32%
Community Center										
General Buildings And Plant	100-00-51600-000-000	-	-	-	3,013	-	-	-	(3,013)	-100.00%
Village Hall Utilities	100-00-51600-100-000	-	-	-	900	1,506	1,500	1,500	600	66.67%
Facilities Utililities	100-00-51980-760-000	-	-	10,792	16,400	12,082	20,000	20,000	3,600	21.95%
Facilities Improvements	100-00-51980-761-000	-	-	-	6,886	3,753	6,400	3,000	(3,886)	-56.43%
Facilities Maintenance	100-00-51980-762-000	-	-	18	2,250	504	740	3,000	750	33.33%
Facilities Materials	100-00-51980-763-000	-	-	-	2,000	1,384	1,300	1,000	(1,000)	-50.00%
Total Community Center		-	-	10,810	31,449	19,229	29,940	28,500	(2,949)	-9.38%
Other General Government										
Covid	100-00-51111-000-000	-	6,464	-	-	-	-	-	-	
Audit/Accounting Expense	100-00-51500-200-000	9,541	7,386	10,131	12,475	7,958	15,500	9,450	(3,025)	-24.25%
Assessment Of Property	100-00-51500-210-000	2,195	2,081	2,159	2,250	2,381	2,381	2,400	150	6.67%
Bank & Payroll Processing Fees	100-00-51500-220-000	360	360	330	360	215	366	360	-	0.00%
Software Subscriptions & Fees	100-00-51500-240-000	5,890	8,192	5,708	8,352	1,656	2,000	5,460	(2,892)	-34.63%
Other General Gov'T	100-00-51980-000-000	2,666	4,356	1,799	10,775	10,813	10,816	500	(10,275)	-95.36%
Contingency	100-00-51990-390-000	-	-	-	1,983	-	-	-	(1,983)	-100.00%
Total Other General Government		20,652	28,839	20,127	36,195	23,023	31,063	18,170	(18,025)	-49.80%
TOTAL GENERAL GOVERNMENT		101,109	165,110	161,679	202,033	129,918	202,192	192,404	(9,629)	-4.77%



Village of Ridgeway Budget | General Fund

Account Description	Account Number	2019 ACTUAL	2020 ACTUAL	2021 ACTUAL	2022 BUDGET	2022 8 MONTH ACTUAL	2022 ESTIMATED	2023 BUDGET	\$ Δ	% Δ
Public Safety										
Police										
Police - Wages	100-00-52100-110-000	37,932	47,019	49,165	50,712	33,123	53,000	54,288	3,576	7.05%
Police - Payroll Taxes	100-00-52100-120-000	2,772	3,171	3,544	3,877	2,396	3,840	4,153	276	7.12%
Police - Employee Benefits	100-00-52100-125-000	6,537	9,376	9,523	10,495	6,319	10,000	10,495	-	0.00%
Police - Office Supplies	100-00-52100-310-000	1,065	765	686	800	248	421	700	(100)	-12.50%
Police - Misc Supplies	100-00-52100-315-000	3,226	1,858	1,040	1,100	307	460	800	(300)	-27.27%
Police - Telephone	100-00-52100-325-000	1,762	863	638	1,000	644	1,093	1,000	-	0.00%
Police - Training/Education	100-00-52100-330-000	1,161	816	883	1,250	1,697	1,700	1,000	(250)	-20.00%
Police - Travel/Mileage	100-00-52100-335-000	-	129	122	100	211	400	100	-	0.00%
Police - Vehicle Expense	100-00-52100-400-000	1,168	1,907	1,683	2,000	97	166	2,000	-	0.00%
Police - Fuel	100-00-52100-410-000		2,078	2,169	2,500	1,876	2,700	3,000	500	20.00%
Police - Equipment Purchased	100-00-52100-430-000		1,979	1,955	2,000	553	940	1,500	(500)	-25.00%
Police - Uniforms	100-00-52100-431-000		318	1,727	600	1,472	930	500	(100)	-16.67%
Police - Ammunition	100-00-52100-432-000		-	1,359	600	667	670	250	(350)	-58.33%
Police - Legal & Collections	100-00-52100-440-000		367	200	1,000	165	165	500	(500)	-50.00%
Police - Computer/Software	100-00-52100-450-000		2,389	4,751	2,900	3,146	3,145	3,000	100	3.45%
Police - Utilities	100-00-52100-760-000		-	5,155	1,700	1,486	2,466	2,500	800	47.06%
Total Police		60,423	73,035	84,600	82,634	54,407	82,096	85,786	3,152	3.81%
Fire Protection										
Fire Dept Operations	100-00-52200-245-000	46,355	46,930	47,430	47,500	47,500	47,500	48,250	750	1.58%
Fire Dues 2%	100-00-52200-245-001	1,572	1,619	1,804	1,800	1,896	1,896	1,800	-	0.00%
Fire Dept Pension Expense	100-00-52200-260-000	10,547	7,301	8,091	10,000	9,883	9,883	10,000	-	0.00%
Hydrant Rental	100-00-52200-265-000		58,364	60,459	54,000	48,125	61,410	104,220	50,220	93.00%
Total Fire Protection		58,474	114,214	117,784	113,300	107,404	120,689	164,270	50,970	44.99%
Ambulance										
Ambulance Annual Contract	100-00-52300-245-000	5,574	5,641	5,592	5,600	-	5,600	12,619	7,019	125.34%
Total Ambulance		5,574	5,641	5,592	5,600	-	5,600	12,619	7,019	125.34%
Animal Control										
Animal Control	100-00-54100-000-000	850	-	500	500	500	500	500	-	0.00%
Total Animal Control		850	-	500	500	500	500	500	-	0.00%
TOTAL PUBLIC SAFETY		125,321	192,890	208,476	202,034	162,311	208,885	263,175	61,141	30.26%
Public Works										
Streets										

Village of Ridgeway Budget | General Fund

Account Description	Account Number	2019 ACTUAL	2020 ACTUAL	2021 ACTUAL	2022 BUDGET	2022 8 MONTH ACTUAL	2022 ESTIMATED	2023 BUDGET	\$ Δ	% Δ
Streets - Wages	100-00-53311-110-000	47,592	46,312	41,070	56,236	33,771	54,050	55,795	(441)	-0.78%
Streets - Payroll Taxes	100-00-53311-120-000	3,434	3,313	3,394	4,302	2,584	4,134	4,268	(34)	-0.79%
Streets - Employee Benefits	100-00-53311-125-000	9,276	1,028	1,425	1,122	952	1,503	1,164	42	3.74%
Streets - Garage Maintenance	100-00-53311-710-000	2,647	296	2,195	5,000	371	400	-	(5,000)	-100.00%
Streets Maintenance	100-00-53311-715-000	2,696	9,287	7,474	10,000	3,081	6,500	10,000	-	0.00%
Streets - Equipment - New	100-00-53311-720-000	510	(70)	-	4,000	989	1,500	1,000	(3,000)	-75.00%
Streets - Equipment Rental	100-00-53311-721-000	3,660	3,660	3,660	3,800	3,800	3,800	3,800	-	0.00%
Streets - Equip Repair/Maint	100-00-53311-722-000		5,500	4,085	3,500	2,580	780	3,000	(500)	-14.29%
Streets - Fuel	100-00-53311-730-000		3,510	3,407	4,000	2,871	4,180	4,200	200	5.00%
Streets - Materials	100-00-53311-735-000		4,424	2,504	4,500	940	533	3,000	(1,500)	-33.33%
Streets - Garden Club	100-00-53311-736-000		1,617	2,383	1,500	1,500	1,500	1,000	(500)	-33.33%
Streets - Salt	100-00-53311-740-000		8,073	4,118	6,000	-	4,120	4,500	(1,500)	-25.00%
Streets - Supplies. Ofc & Gen	100-00-53311-745-000		85	758	800	313	300	300	(500)	-62.50%
Streets - Telephone/Cell	100-00-53311-750-000		38	35	40	26	40	40	-	0.00%
Streets - Uniforms	100-00-53311-755-000		437	730	800	365	530	800	-	0.00%
Streets - Utilities	100-00-53311-760-000		3,282	3,233	3,500	2,268	4,000	4,000	500	14.29%
Streets - Snow Removal	100-00-53311-770-000		-	-	3,000	-	-	-	(3,000)	-100.00%
Total Streets		69,815	90,792	80,471	112,100	56,411	87,870	96,867	(15,233)	-13.59%
Street Lighting										
Street (Hwy) Lighting	100-00-53420-000-000	11,612	12,176	12,379	13,000	7,126	12,164	13,000	-	0.00%
Total Street Lighting		11,612	12,176	12,379	13,000	7,126	12,164	13,000	-	0.00%
Sidewalk Maintenance										
Sidewalk Maintenance	100-00-53432-000-000	-	-	500	-	-	-	2,500	2,500	
Total Sidewalk Maintenance		-	-	500	-	-	-	2,500	2,500	
Garbage Collection										
Garbage Collection	100-00-53620-000-000	24,710	26,712	26,846	27,400	16,411	24,000	28,222	822	3.00%
Total Garbage Collection		24,710	26,712	26,846	27,400	16,411	24,000	28,222	822	3.00%
Recycling Collection										
Recycling Collection	100-00-53635-000-000	16,019	17,536	18,944	17,650	11,006	16,000	18,180	530	3.00%
Total Recycling Collection		16,019	17,536	18,944	17,650	11,006	16,000	18,180	530	3.00%
TOTAL PUBLIC WORKS		122,156	147,216	139,140	170,150	90,954	140,034	158,769	(11,381)	-6.69%
Leisure Activities										
Facilities										
Facilities Personel - Wages	100-00-55140-110-000	-	-	10,941	1,950	3,852	6,000	7,956	6,006	308.00%


Village of Ridgeway Budget | General Fund

Account Description	Account Number	2019 ACTUAL	2020 ACTUAL	2021 ACTUAL	2022 BUDGET	2022 8 MONTH ACTUAL	2022 ESTIMATED	2023 BUDGET	\$ Δ	% Δ
Facilities - Payroll Taxes	100-00-55140-120-000	-	-	653	150	237	400	609	459	306.00%
Facilities - Employee Benefits	100-00-55140-125-000	-	-	1,580	-	142	240	-	-	
Holiday Helper Expense	100-00-58900-000-000	-	-	2,694	-	-	-	-	-	
Total Facilities		-	-	15,868	2,100	4,231	6,640	8,565	6,465	307.86%
Parks										
Park - Wages	100-00-55200-110-000	549	6,138	3,283	13,725	4,725	7,000	21,504	7,779	56.68%
Park - Payroll Taxes	100-00-55200-120-000	34	381	204	1,050	290	430	1,447	397	37.81%
Park - Employee Benefits	100-00-55200-125-000	8	94	131	96	304	500	60	(36)	-37.50%
Park - Fuel	100-00-55200-730-000	359	303	1,349	2,000	1,143	1,300	2,000	-	0.00%
Park - Materials	100-00-55200-744-000	1,654	462	1,371	1,000	397	3,500	3,000	2,000	200.00%
Park - Supplies	100-00-55200-745-000	1,811	1,446	2,259	2,500	4,686	4,700	2,500	-	0.00%
Park - Utilities	100-00-55200-760-000	1,026	720	-	500	437	540	500	-	0.00%
Park - Lights	100-00-55200-765-000	1,902	1,321	1,166	2,000	686	850	1,500	(500)	-25.00%
Total Parks		7,343	10,865	9,763	22,871	12,668	18,820	32,511	9,640	42.15%
TOTAL LEISURE ACTIVITIES		7,343	10,865	25,631	24,971	16,899	25,460	41,076	16,105	64.49%
Capital Outlay										
Capital Outlay										
Capital Outlay	100-00-57000-000-000	3,472	-	1,100	-	-	-	-	-	
General Government Outlay	100-00-57190-000-000	-	18,185	380	-	-	-	-	-	
Law Enforcement Outlay	100-00-57210-000-000	-	-	-	5,000	-	-	-	(5,000)	-100.00%
Highway & Street Outlay	100-00-57331-000-000	20,620	12,484	4,004	-	-	-	-	-	
Parks Outlay	100-00-57620-000-000	3,046	3,829	23,446	-	-	-	-	-	
Highway & Street Construction	250-00-53315-000-000	1	70,773	-	-	-	-	-	-	
Total Capital Outlay		35,451	105,271	28,930	5,000	-	-	-	(5,000)	-100.00%
TOTAL CAPITAL OUTLAY		35,451	105,271	28,930	5,000	-	-	-	(5,000)	-100.00%
Other Financing Uses										
Debt Service										
Principal On Lt Debt	100-00-58100-000-000	44,200	28,661	13,059	-	13,275	-	-	-	
Interest & Fiscal Charges	100-00-58290-000-000	854	155	4,655	-	2,274	-	-	-	
Principle On Lt Debt Gf	250-00-58100-000-000	-	241,813	-	-	-	-	-	-	
Debt Service Interest Gf	250-00-58200-000-000	-	6,150	-	-	-	-	-	-	
Total Debt Service		46,841	276,779	17,714	-	15,549	-	-	-	
Transfers to other funds										
Transfers To Other Funds-Gener	100-00-59200-000-000	-	7,776	10,000	13,511	-	162,469	-	(13,511)	-100.00%
Total Transfers to other funds		-	7,776	10,000	13,511	-	162,469	-	(13,511)	-100.00%




Village of Ridgeway Budget | General Fund

Account Description	Account Number	2019 ACTUAL	2020 ACTUAL	2021 ACTUAL	2022 BUDGET	2022 8 MONTH ACTUAL	2022 ESTIMATED	2023 BUDGET	\$ Δ	% Δ
TOTAL OTHER FINANCING USES		46,841	284,555	27,714	13,511	15,549	162,469	-	(13,511)	-100.00%
TOTAL EXPENDITURES		438,221	905,907	591,570	617,699	415,631	739,040	655,424	37,725	6.11%




Village of Ridgeway Budget | ARPA Fund

Account Description	Account Number	2020 ACTUAL	2021 ACTUAL	2022 BUDGET	2022 8 MONTH ACTUAL	2022 ESTIMATED	2023 BUDGET	\$ Δ	% Δ
REVENUE									
Intergovernmental									
Arpa State Aid	220-00-43211-000-000	-	-	32,971	32,971	32,971	-	(32,971)	-100.00%
Total Intergovernmental		-	-	32,971	32,971	32,971	-	(32,971)	-100.00%
Transfers in									
Transfer From Other Funds	220-00-49200-000-000	-	-	-	32,971	32,971	-	-	-
Total Transfers in		-	-	-	32,971	32,971	-	-	-
TOTAL REVENUE		-	-	32,971	65,942	65,942	-	(32,971)	-100.00%
EXPENDITURES									
Capital Outlay									
Capital Outlay									
Public Space Improvements	220-00-53500-000-000	-	-	-	-	38,908	-	-	-
Sewer Infrastructure Improvements	220-00-53610-000-000	-	-	14,600	14,600	26,869	-	(14,600)	-100.00%
Water Infrastructure Improvements	220-00-53700-000-000	-	-	10,000	165	165	-	(10,000)	-100.00%
Total Capital Outlay		-	-	24,600	14,765	65,942	-	(24,600)	-100.00%
TOTAL CAPITAL OUTLAY		-	-	24,600	14,765	65,942	-	(24,600)	-100.00%
TOTAL EXPENDITURES		-	-	24,600	14,765	65,942	-	(24,600)	-100.00%
SURPLUS / DEFICIT		-	-	8,371	51,177	-	-	(8,371)	
BEGINNING FUND BALANCE		-	-	-	-	-	-	-	
YEAR END BALANCE		\$ -	\$ -	\$ 8,371	\$ 51,177	\$ -	\$ -	\$ (8,371)	




Village of Ridgeway Budget | Debt Service Fund

Account Description	Account Number	2020 ACTUAL	2021 ACTUAL	2022 BUDGET	2022 8 MONTH ACTUAL	2022 ESTIMATED	2023 BUDGET	\$ Δ	% Δ
REVENUE									
Taxes									
Real Estate Taxes	340-00-41110-000-000	\$ -	\$ -	\$ 123,142	\$ 123,142	\$ 123,142	\$ 121,240	\$ (1,902)	-1.54%
Total Taxes		-	-	123,142	123,142	123,142	121,240	(1,902)	-1.54%
Proceeds from Long-Term Debt									
Proceeds From Bank Loans	340-00-49100-000-000	-	-	17,711	-	17,713	17,711	-	0.00%
Total Proceeds from Long-Term Debt		-	-	17,711	-	17,713	17,711	-	0.00%
Transfers in									
Transfers From Other Funds	340-00-49200-000-000	-	-	-	-	1,638	-	-	
Total Transfers in		-	-	-	-	1,638	-	-	
TOTAL REVENUE		-	-	140,853	123,142	142,493	138,951	(1,902)	-1.35%
EXPENDITURES									
Other Financing Uses									
Debt Service									
Principal On Lt Debt Gf	340-00-58100-000-000	-	-	120,696	65,315	126,768	125,610	4,914	4.07%
Interest & Fiscal Charges Gf	340-00-58290-000-000	-	-	20,159	5,967	15,725	13,341	(6,818)	-33.82%
Total Debt Service		-	-	140,855	71,282	142,493	138,951	(1,904)	-1.35%
TOTAL OTHER FINANCING USES		-	-	140,855	71,282	142,493	138,951	(1,904)	-1.35%
TOTAL EXPENDITURES		-	-	140,855	71,282	142,493	138,951	(1,904)	-1.35%
SURPLUS / DEFICIT		-	-	(2)	51,860	-	-	2	(51,858)
BEGINNING FUND BALANCE		-	-	-	-	-	-	-	
YEAR END BALANCE		\$ -	\$ -	\$ (2)	\$ 51,860	\$ -	\$ -	\$ 2	



Village of Ridgeway Budget | Capital Improvements

Account Description	Account Number	2020 ACTUAL	2021 ACTUAL	2022 BUDGET	2022 8 MONTH ACTUAL	2022 ESTIMATED	2023 BUDGET	\$ Δ	% Δ
REVENUE									
Taxes									
Real Estate Taxes	140-00-41110-000-000	\$ -	\$ 128,879	\$ 32,500	\$ 32,500	\$ 32,500	\$ 10,000	\$ (22,500)	-69.23%
Total Taxes		-	128,879	32,500	32,500	32,500	10,000	(22,500)	-69.23%
Intergovernmental									
Grant Proceeds	140-00-43600-000-000	-	865	25,000	866	-	177,300	152,300	609.20%
Total Intergovernmental		-	865	25,000	866	-	177,300	152,300	609.20%
Miscellaneous									
Sale Of Fixed Assets	140-00-48309-000-000	-	18,604	-	-	-	-	-	-
Total Miscellaneous		-	18,604	-	-	-	-	-	-
Proceeds from Long-Term Debt									
Proceeds From Lt Debt	140-00-49100-000-000	620,000	-	-	-	-	-	-	-
Proceeds Lt Bank Loan-Cdbg	140-00-49140-000-000	-	-	10,000	-	-	-	(10,000)	-100.00%
Total Proceeds from Long-Term Debt		620,000	-	10,000	-	-	-	(10,000)	-100.00%
Transfers in									
Txfrs From Other Funds	140-00-49200-000-000	-	-	-	-	127,860	-	-	-
Total Transfers in		-	-	-	-	127,860	-	-	-
TOTAL REVENUE		620,000	148,348	67,500	33,366	160,360	187,300	119,800	177.48%
EXPENDITURES									
Capital Outlay									
Capital Outlay									
General Government Outlay	140-00-57190-000-000	-	-	42,500	-	-	-	(42,500)	-100.00%
Highway Equipment Outlay	140-00-57324-000-000	-	59,381	-	9,258	9,258	14,500	14,500	-
Highway & Street Outlay	140-00-57331-000-000	-	959	50,000	14,880	14,880	4,600	(45,400)	-90.80%
Parks Outlay	140-00-57620-000-000	-	18,337	13,511	25,262	11,501	354,600	341,089	2524.53%
Total Capital Outlay		-	78,677	106,011	49,400	35,639	373,700	267,689	252.51%
TOTAL CAPITAL OUTLAY		-	78,677	106,011	49,400	35,639	373,700	267,689	252.51%
Other Financing Uses									



Village of Ridgeway Budget | Capital Improvements

Account Description	Account Number	2020 ACTUAL	2021 ACTUAL	2022 BUDGET	2022 8 MONTH ACTUAL	2022 ESTIMATED	2023 BUDGET	\$ Δ	% Δ
Debt Service									
Principal On Lt Debt Gf	140-00-58100-000-000	-	162,649	-	-	-	-	-	
Interest & Fiscal Charges	140-00-58290-000-000	-	14,343	-	-	-	-	-	
Total Debt Service		-	176,992	-	-	-	-	-	
Transfers to other funds									
Transfers To Other Funds	140-00-59200-000-000	-	450,000	-	-	-	1,000	1,000	
Total Transfers to other funds		-	450,000	-	-	-	1,000	1,000	
TOTAL OTHER FINANCING USES		-	626,992	-	-	-	1,000	1,000	
TOTAL EXPENDITURES		-	705,669	106,011	49,400	35,639	374,700	268,689	253.45%
SURPLUS / DEFICIT		620,000	(557,321)	(38,511)	(16,034)	124,721	(187,400)	(148,889)	
BEGINNING FUND BALANCE		-	620,000	62,679	62,679	62,679	187,400	-	
YEAR END BALANCE		\$ 620,000	\$ 62,679	\$ 24,168	\$ 46,645	\$ 187,400	\$ -	\$ (148,889)	




Village of Ridgeway Budget | Public Property & Events

Account Description	Account Number	2020 ACTUAL	2021 ACTUAL	2022 BUDGET	2022 8 MONTH ACTUAL	2022 ESTIMATED	2023 BUDGET	\$ Δ	% Δ
REVENUE									
Public Charges for Services									
Community Center Proceeds	150-00-41110-000-000	-	425	-	2,430	3,000	3,000	3,000	
Total Public Charges for Services		-	425	-	2,430	3,000	3,000	3,000	
Miscellaneous									
Community Center Donations	150-00-48500-000-001	-	59,137	50,000	120,831	121,000	50,000	-	0.00%
Grant Proceeds-Rcc	150-00-43600-000-000	-	400	-	-	-	-	-	
Total Miscellaneous		-	59,537	50,000	120,831	121,000	50,000	-	0.00%
Transfers in									
Transfers From Other Funds	150-00-49200-000-000	-	460,000	-	-	-	-	-	
Total Transfers in		-	460,000	-	-	-	-	-	
TOTAL REVENUE		-	519,962	50,000	123,261	124,000	53,000	3,000	6.00%
EXPENDITURES									
Leisure Activities									
Community Center									
Community Center Operations	150-00-55190-000-000	-	-	10,000	45	150	-	(10,000)	-100.00%
Total Community Center		-	-	10,000	45	150	-	(10,000)	-100.00%
TOTAL LEISURE ACTIVITIES		-	-	10,000	45	150	-	(10,000)	-100.00%
Capital Outlay									
Capital Outlay									
Community Center Outlay	150-00-57630-000-000	-	104,443	428,299	259,791	600,000	50,000	(378,299)	-88.33%
Total Capital Outlay		-	104,443	428,299	259,791	600,000	50,000	(378,299)	-88.33%
TOTAL CAPITAL OUTLAY		-	104,443	428,299	259,791	600,000	50,000	(378,299)	-88.33%
TOTAL EXPENDITURES		-	104,443	438,299	259,836	600,150	50,000	(388,299)	-88.59%
SURPLUS / DEFICIT		-	415,519	(388,299)	(136,575)	(476,150)	3,000	391,299	
BEGINNING FUND BALANCE		-	-	415,519	415,519	415,519	(60,631)	(57,631)	
YEAR END BALANCE		\$ -	\$ 415,519	\$ 27,220	\$ 278,944	\$ (60,631)	\$ (57,631)	\$ 333,668	




Village of Ridgeway Budget | CDBG

Account Description	Account Number	2019 ACTUAL	2020 ACTUAL	2021 ACTUAL	2022 BUDGET	2022 8 MONTH ACTUAL	2022 ESTIMATED	2023 BUDGET	\$ Δ	% Δ
REVENUE										
Intergovernmental										
State Grant Hwy-Femacdb	250-00-43533-000-000	-	-	228,967	-	-	-	-	-	
State Aid-Cdbg Grant	250-00-43550-000-000	-	-	-	139,235	312,909	337,909	-	(139,235)	-100.00%
Total Intergovernmental		-	-	228,967	139,235	312,909	337,909	-	(139,235)	-100.00%
Proceeds from Long-Term Debt										
Loan Proceeds Clean Water	250-00-43560-000-000	-	-	-	386,817	-	553,294	-	(386,817)	-100.00%
Proceeds From Lt Debt	250-00-49100-000-000	-	-	151,331	-	-	-	-	-	
Total Proceeds from Long-Term Debt		-	-	151,331	386,817	-	553,294	-	(386,817)	-100.00%
TOTAL REVENUE		-	-	380,298	526,052	312,909	891,203	-	(526,052)	-100.00%
EXPENDITURES										
General Government										
Administration										
Misc Revenue	250-00-51500-220-000	-	-	25	-	-	-	-	-	
Total Administration		-	-	25	-	-	-	-	-	
TOTAL GENERAL GOVERNMENT		-	-	25	-	-	-	-	-	
Capital Outlay										
Capital Outlay										
Highway & Street Construction	250-00-53315-000-000	-	-	399,926	749,173	796,517	871,550	-	(749,173)	-100.00%
Total Capital Outlay		-	-	399,926	749,173	796,517	871,550	-	(749,173)	-100.00%
TOTAL CAPITAL OUTLAY		-	-	399,926	749,173	796,517	871,550	-	(749,173)	-100.00%
TOTAL EXPENDITURES		-	-	399,951	749,173	796,517	871,550	-	(749,173)	-100.00%
SURPLUS / DEFICIT		-	-	(19,653)	(223,121)	(483,608)	19,653	-	223,121	
BEGINNING FUND BALANCE		-	-	-	(19,653)	(19,653)	(19,653)	-	-	
YEAR END BALANCE		\$ -	\$ -	\$ (19,653)	\$ (242,774)	\$ (503,261)	\$ -	\$ -	\$ 223,121	




Village of Ridgeway Budget | Tax Incremental District No. 1

Account Description	Account Number	2020 ACTUAL	2021 ACTUAL	2022 BUDGET	2022 8 MONTH ACTUAL	2022 ESTIMATED	2023 BUDGET	\$ Δ	% Δ
REVENUE									
Taxes									
Tax Increments (Tid)	210-00-41120-000-000	\$ 18,264	\$ 77,478	\$ 115,194	\$ 120,903	\$ 120,903	\$ 180,597	\$ 65,403	56.78%
Total Taxes		18,264	77,478	115,194	120,903	120,903	180,597	65,403	56.78%
Intergovernmental									
Pers Property Tax Aid	210-00-43510-000-000	432	849	1,309	432	432	432	(877)	-67.00%
Total Intergovernmental		432	849	1,309	432	432	432	(877)	-67.00%
Miscellaneous									
Miscellaneous Income	210-00-48900-000-000	12,823	4,700	-	-	-	-	-	
Proceeds From Property Sales	210-00-49130-000-000	224,015	135,472	80,900	130,216	194,190	82,800	1,900	2.35%
Total Miscellaneous		236,838	140,172	80,900	130,216	194,190	82,800	1,900	2.35%
Proceeds from Long-Term Debt									
Proceeds From Lt Debt	210-00-49100-000-000	624,921	56,004	-	-	-	263,007	263,007	
Txfrs From Other Funds-Tid 1	210-00-49200-000-000	7,776	-	-	-	-	-	-	
Total Proceeds from Long-Term Debt		632,697	56,004	-	-	-	263,007	263,007	
TOTAL REVENUE		888,231	274,503	197,403	251,551	315,525	526,836	329,433	166.88%
EXPENDITURES									
General Government									
TID Administration									
Legal Expense	210-00-51300-000-000	2,664	1,512	-	247	162	150	150	
Administration & Fees	210-00-51940-000-000	-	-	3,150	2,688	507	7,500	4,350	138.10%
Total TID Administration		2,664	1,512	3,150	2,935	669	7,650	4,500	142.86%
TOTAL GENERAL GOVERNMENT		2,664	1,512	3,150	2,935	669	7,650	4,500	142.86%
Conservation and Development									
Planning									
Economic Development - Tid	210-00-56700-000-000	1,142	-	-	474	806	-	-	
Tid Development - Wages	210-00-56700-110-000	-	10,412	-	15,000	15,000	-	-	
Total Planning		1,142	10,412	-	15,474	15,806	-	-	



Village of Ridgeway Budget | Tax Incremental District No. 1

Account Description	Account Number	2020 ACTUAL	2021 ACTUAL	2022 BUDGET	2022 8 MONTH ACTUAL	2022 ESTIMATED	2023 BUDGET	\$ Δ	% Δ
TOTAL CONSERVATION AND DEVELOPMENT		1,142	10,412	-	15,474	15,806	-	-	
Capital Outlay									
Capital Outlay									
TIF Capital Outlay	210-00-57735-000-000	713,116	45,812	-	50,513	51,000	-	-	
Total Capital Outlay		713,116	45,812	-	50,513	51,000	-	-	
TOTAL CAPITAL OUTLAY		713,116	45,812	-	50,513	51,000	-	-	
Other Financing Uses									
Debt Service									
Principal On Tif Loan	210-00-58100-000-000	236,460	220,437	73,861	130,216	194,190	345,807	271,946	368.19%
Tif Interest & Fiscal Charges	210-00-58290-000-000	8,313	17,794	22,433	9,932	15,134	13,200	(9,233)	-41.16%
Interest On Advances	210-00-58291-000-000	-	-	23,000	-	195,495	25,816	2,816	12.24%
Total Debt Service		244,773	238,231	119,294	140,148	404,819	384,823	265,529	222.58%
TOTAL OTHER FINANCING USES		244,773	238,231	119,294	140,148	404,819	384,823	265,529	222.58%
TOTAL EXPENDITURES		961,695	295,967	122,444	209,070	472,294	392,473	270,029	220.53%
SURPLUS / DEFICIT		(73,464)	(21,464)	74,959	42,481	(156,769)	134,363	59,404	
BEGINNING FUND BALANCE		(675,276)	(838,740)	(860,204)	(860,204)	(860,204)	(1,016,973)	(156,769)	
ADJUSTMENTS TO FUND BALANCE		(90,000)	-	-	-	-	-	-	
YEAR END BALANCE		\$ (838,740)	\$ (860,204)	\$ (785,245)	\$ (817,723)	\$ (1,016,973)	\$ (882,610)	\$ (97,365)	



Village of Ridgeway 2023 Budget | Sewer Utility

	2020 ACTUAL	2021 ACTUAL	2022 BUDGET	2022 8 MONTH ACTUAL	2022 ESTIMATED	2023 BUDGET	\$ Δ	% Δ
OPERATING REVENUES								
Measured sewer service	\$ 231,879	\$ 231,625	\$ 213,393	\$ 138,992	\$ 236,158	\$ 247,966	\$ 34,573	16.20%
Penalties	754	892	600	527	470	600	-	0.00%
TOTAL OPERATING REVENUES	232,633	232,517	213,993	139,519	236,628	248,566	34,573	16.16%
OPERATING EXPENSES								
Operation and maintenance	123,385	111,354	113,635	73,797	103,979	113,322	(313)	-0.28%
Depreciation	169,612	173,396	173,000	101,206	173,500	173,500	500	0.29%
Taxes	2,859	2,449	2,984	1,794	2,872	2,928	(56)	-1.88%
TOTAL OPERATING EXPENSES	295,856	287,199	289,619	176,797	280,351	289,750	131	0.05%
OPERATING INCOME (LOSS)	(63,223)	(54,682)	(75,626)	(37,278)	(43,723)	(41,184)	34,442	-45.54%
NONOPERATING REVENUES (EXPENSES)								
Investment income	1,263	856	3,000	639	1,086	1,200	(1,800)	-60.00%
Interest and amortization expense	(41,458)	(41,306)	(43,933)	(20,522)	(24,942)	(39,908)	4,025	-9.16%
Miscellaneous	-	-	1,500	2,536	3,000	4,600	3,100	206.67%
Miscellaneous	-	-	-	(39,931)	-	-	-	
TOTAL NONOPERATING REVENUES (EXPENSES)	(40,195)	(40,450)	(39,433)	(57,278)	(20,856)	(34,108)	5,325	-13.50%
INCOME BEFORE CONTRIBUTIONS AND TRANSFERS	(103,418)	(95,132)	(115,059)	(94,556)	(64,579)	(75,292)	39,767	
CONTRIBUTIONS AND TRANSFERS								
Capital contributions	288,092	233,245	-	219	219	-	-	
TOTAL CONTRIBUTIONS AND TRANSFERS	288,092	233,245	-	219	219	-	-	
CHANGE IN NET POSITION	184,674	138,113	(115,059)	(94,337)	(64,360)	(75,292)	39,767	-34.56%
BEGINNING FUND BALANCE	3,215,499	3,400,173	3,538,286	3,538,286	3,538,286	3,473,926		
YEAR END BALANCE	\$ 3,400,173	\$ 3,538,286	\$ 3,423,227	\$ 3,443,949	\$ 3,473,926	\$ 3,398,634		



Village of Ridgeway 2023 Budget | Sewer Utility Detail

Account Description	Account Number	2020 ACTUAL	2021 ACTUAL	2022 BUDGET	2022 8 MONTH ACTUAL	2022 ESTIMATED	2023 BUDGET	\$ Δ	% Δ
OPERATING REVENUES									
Measured sewer service									
Measured Sewer Residential	300-00-46411-001-622	\$ 202,035	\$ 208,338	\$ 192,020	\$ 123,943	\$ 210,576	\$ 221,105	\$ 29,085	15.15%
Measured Sewer Commercial	300-00-46411-002-622	8,370	9,194	7,710	5,679	9,653	10,136	2,426	31.47%
Measured Sewer Pub Authority	300-00-46411-004-622	10,325	2,656	2,979	2,533	4,305	4,520	1,541	51.73%
Measured Sewer Multi Family	300-00-46411-005-622	11,149	11,437	10,685	6,838	11,624	12,205	1,520	14.23%
Total Measured sewer service		231,879	231,625	213,394	138,993	236,158	247,966	34,572	16.20%
Penalties									
Forfeited Discounts	300-00-46415-000-622	754	892	600	527	470	600	-	0.00%
Total Penalties		754	892	600	527	470	600	-	0.00%
TOTAL OPERATING REVENUES		232,633	232,517	213,994	139,520	236,628	248,566	34,572	16.16%
OPERATING EXPENSES									
Operation and maintenance									
Uniforms	300-00-53311-000-852	441	306	350	291	420	450	100	28.57%
Wages - Direct Labor	300-00-53610-000-820	32,194	29,883	29,666	21,559	34,535	28,000	(1,666)	-5.62%
Operation Expenses	300-00-53610-000-821	40,992	37,408	30,000	20,405	33,175	30,000	-	0.00%
Fuel-Auto	300-00-53610-000-822	644	810	1,000	752	927	1,000	-	0.00%
Utilities	300-00-53610-000-823	3,762	3,690	4,400	2,567	4,254	4,400	-	0.00%
Other Supplies & Expenses	300-00-53610-000-827	1,452	3,361	1,800	189	288	1,800	-	0.00%
Maint Of Treatment System	300-00-53611-000-833	334	805	4,000	136	200	4,000	-	0.00%
Billing & Accounting	300-00-53612-000-840	8,625	5,918	7,125	5,858	4,550	5,425	(1,700)	-23.86%
Admin & General Wages	300-00-53612-000-850	6,220	2,935	9,344	2,010	3,200	10,327	983	10.52%
Office Supplies	300-00-53612-000-851	430	379	500	142	250	500	-	0.00%
Contracted Services	300-00-53612-000-852	13,726	10,888	13,000	12,873	13,500	15,000	2,000	15.38%
Insurance	300-00-53612-000-853	7,005	9,002	8,535	5,657	6,900	8,535	-	0.00%
Employee Benefits	300-00-53612-000-854	3,875	1,920	3,166	1,138	1,780	2,985	(181)	-5.72%
Joint Meter Allocation	300-00-53612-000-857	-	3,579	-	-	-	-	-	0.00%
Vehicle Expense	300-00-53700-000-660	-	429	250	-	-	400	150	60.00%
Training & Education	300-00-53710-000-689	150	41	500	-	-	500	-	0.00%
General Government Outlay	300-00-57190-000-000	3,535	-	-	219	-	-	-	0.00%
Total Operation and maintenance		123,385	111,354	113,636	73,796	103,979	113,322	(314)	-0.28%


Village of Ridgeway 2023 Budget | Sewer Utility Detail

Account Description	Account Number	2020 ACTUAL	2021 ACTUAL	2022 BUDGET	2022 8 MONTH ACTUAL	2022 ESTIMATED	2023 BUDGET	\$ Δ	% Δ
Depreciation									
Depr Expense - Sewer	300-00-53615-000-403	169,612	173,396	173,000	101,206	173,500	173,500	500	0.29%
Total Depreciation		169,612	173,396	173,000	101,206	173,500	173,500	500	0.29%
Taxes									
Payroll Taxes	300-00-53612-000-855	2,859	2,449	2,984	1,794	2,872	2,928	(56)	-1.88%
Total Taxes		2,859	2,449	2,984	1,794	2,872	2,928	(56)	-1.88%
TOTAL OPERATING EXPENSES		295,856	287,199	289,620	176,796	280,351	289,750	130	0.04%
OPERATING INCOME (LOSS)		(63,223)	(54,682)	(75,626)	(37,276)	(43,723)	(41,184)	34,442	-45.54%
NONOPERATING REVENUES (EXPENSES)									
Investment income									
Interest Income	300-00-48110-000-419	1,263	856	3,000	640	1,086	1,200	(1,800)	-60.00%
Total Interest Income		1,263	856	3,000	640	1,086	1,200	(1,800)	-60.00%
Interest and amortization expense									
Interest Expense - Sewer	300-00-58200-000-427	(1,658)	(2,161)	(5,365)	(1,067)	(1,070)	(2,031)	3,334	-62.14%
Interest Expense Usda Rd Loan	300-00-58200-000-428	(39,800)	(39,145)	(38,568)	(19,455)	(23,872)	(37,877)	691	-1.79%
Total Interest and amortization expense		(41,458)	(41,306)	(43,933)	(20,522)	(24,942)	(39,908)	4,025	-9.16%
Miscellaneous									
Misc Non Operating Revenue	300-00-46452-000-421	-	-	1,500	2,536	3,000	4,600	3,100	206.67%
Principle On Lt Debt	300-00-58100-000-000	-	-	-	(6,231)	-	-	-	-
Principle On Rd Loan	300-00-58100-000-428	-	-	-	(33,700)	-	-	-	-
Total Miscellaneous		-	-	1,500	(37,395)	3,000	4,600	3,100	206.67%
TOTAL NONOPERATING REVENUES (EXPENSES)		(40,195)	(40,450)	(39,433)	(57,277)	(20,856)	(34,108)	5,325	-13.50%
INCOME BEFORE CONTRIBUTIONS AND TRANSFERS		(103,418)	(95,132)	(115,059)	(94,553)	(64,579)	(75,292)	39,767	-34.56%
CONTRIBUTIONS AND TRANSFERS									
State Aid-Cdbg Grant	300-00-43550-000-000	-	233,245	-	-	-	-	-	-



Village of Ridgeway 2023 Budget | Sewer Utility Detail

Account Description	Account Number	2020 ACTUAL	2021 ACTUAL	2022 BUDGET	2022 8 MONTH ACTUAL	2022 ESTIMATED	2023 BUDGET	\$ Δ	% Δ
Capital Contributions	300-00-46415-000-421	288,092	-	-	219	219	-	-	
TOTAL CONTRIBUTIONS AND TRANSFERS		288,092	233,245	-	219	219	-	-	
CHANGE IN NET POSITION		184,674	138,113	(115,059)	(94,334)	(64,360)	(75,292)	39,767	-34.56%
BEGINNING FUND BALANCE		3,215,499	3,400,173	3,538,286	3,538,286	3,538,286	3,473,926		
YEAR END BALANCE		\$ 3,400,173	\$ 3,538,286	\$ 3,423,227	\$ 3,443,952	\$ 3,473,926	\$ 3,398,634		



Village of Ridgeway 2023 Budget | Water Utility

	2020 ACTUAL	2021 ACTUAL	2022 BUDGET	2022 8 MONTH ACTUAL	2022 ESTIMATED	2023 BUDGET	\$ Δ	% Δ
OPERATING REVENUES								
Sales of Water	\$ 136,344	\$ 141,707	\$ 128,761	\$ 97,654	\$ 138,164	\$ 340,396	\$ 211,635	164.36%
Penalties	149	326	260	178	270	260	-	0.00%
Other	34,182	32,630	31,845	20,249	34,423	34,423	2,578	8.10%
TOTAL OPERATING REVENUES	170,675	174,663	160,866	118,081	172,857	375,079	214,213	133.16%
OPERATING EXPENSES								
Operation and maintenance	89,652	137,545	78,074	64,393	87,920	89,544	11,470	14.69%
Depreciation	46,851	50,522	50,000	29,470	50,520	50,520	520	1.04%
Taxes	2,732	2,360	3,426	1,888	3,025	3,017	(409)	-11.94%
TOTAL OPERATING EXPENSES	139,235	190,427	131,500	95,751	141,465	143,081	11,581	8.81%
OPERATING INCOME (LOSS)	31,440	(15,764)	29,366	22,330	31,392	231,998	202,632	690.02%
NONOPERATING REVENUES (EXPENSES)								
Investment income	722	1,141	1,200	563	657	1,200	-	0.00%
Interest and amortization expense	(10,324)	(18,311)	(56,114)	(8,651)	(19,614)	(28,109)	28,005	-49.91%
Miscellaneous	153,859	-	-	-	-	-	-	
Miscellaneous	-	-	-	(32,360)	(64,153)	(79,991)	(79,991)	
TOTAL NONOPERATING REVENUES (EXPENSES)	144,257	(17,170)	(54,914)	(40,448)	(83,110)	(106,900)	(51,986)	94.67%
INCOME BEFORE CONTRIBUTIONS AND TRANSFERS	175,697	(32,934)	(25,548)	(18,118)	(51,718)	125,098	150,646	
CONTRIBUTIONS AND TRANSFERS								
Capital contributions	-	199,879	-	-	-	-	-	
Transfers out	(45,281)	(46,151)	(50,000)	(26,922)	(46,151)	(54,765)	(4,765)	9.53%
TOTAL CONTRIBUTIONS AND TRANSFERS	(45,281)	153,728	(50,000)	(26,922)	(46,151)	(54,765)	(4,765)	9.53%
CHANGE IN NET POSITION	130,416	120,794	(75,548)	(45,040)	(97,869)	70,333	145,881	-193.10%
BEGINNING FUND BALANCE	1,491,562	1,621,978	1,742,772	1,742,772	1,742,772	1,644,903		
YEAR END BALANCE	\$ 1,621,978	\$ 1,742,772	\$ 1,667,224	\$ 1,697,732	\$ 1,644,903	\$ 1,715,236		



Village of Ridgeway 2023 Budget | Water Utility

Account Description	2020 ACTUAL	2021 ACTUAL	2022 BUDGET	2022 8 MONTH ACTUAL	2022 ESTIMATED	2023 BUDGET	\$ Δ	% Δ
OPERATING REVENUES								
Sales of Water								
Hydrant Rental	\$ 58,364	\$ 60,459	\$ 54,000	\$ 48,125	\$ 54,000	\$ 104,200	\$ 50,200	92.96%
Metered Sales Residential	71,267	74,894	68,185	44,998	76,462	210,708	142,523	209.02%
Metered Sales Commercial	2,603	2,796	2,442	1,798	3,057	9,780		
Metered Sales Public Authority	2,255	1,695	2,312	1,605	2,728	4,056	1,744	75.43%
Metered Sales Multi Family	1,855	1,863	1,822	1,128	1,917	11,652	9,830	539.52%
Total Sales of Water	136,344	141,707	128,761	97,654	138,164	340,396	204,297	164.36%
Penalties								
Forfeited Discounts	\$ 149	\$ 326	\$ 260	\$ 178	\$ 270	\$ 260	\$ -	0.00%
Total Penalties	149	326	260	178	270	260	-	0.00%
Other Operating Revenue								
Antenna & Generator Rent	\$ 32,240	\$ 31,175	\$ 31,846	\$ 20,249	\$ 34,423	\$ 34,423	\$ 2,577	8.09%
Other Water Revenues	1,942	1,455	-	-	-	-	-	
Total Other Operating Revenue	34,182	32,630	31,846	20,249	34,423	34,423	2,577	8.09%
TOTAL OPERATING REVENUES	170,675	174,663	160,867	118,081	172,857	375,079	206,874	133.16%
OPERATING EXPENSES								
Operation and maintenance								
Uniforms	443	305	350	291	418	400	50	14.29%
Operation Expenses	745	2,136	3,500	914	1,555	3,500	-	0.00%
Fuel-Auto	538	736	650	643	926	1,000	350	53.85%
Utilities	5,602	4,111	5,500	1,767	3,152	5,500	-	0.00%
Billing & Accounting	5,904	2,055	7,265	20,035	18,695	9,500	2,235	30.76%
Wages - Direct Labor	28,352	34,379	26,088	21,467	34,459	29,106	3,018	11.57%
Fuel Or Power For Pumping	3,805	5,400	5,000	5,335	9,791	10,000	5,000	100.00%
Supplies	9,803	566	100	35	59	150	50	50.00%
Repairs & Maintenance	9,003	62,717	4,500	898	1,240	4,500	-	0.00%
Vehicle Expense	-	429	150	-	150	200	50	33.33%

Village of Ridgeway 2023 Budget | Water Utility

Account Description	2020 ACTUAL	2021 ACTUAL	2022 BUDGET	2022 8 MONTH ACTUAL	2022 ESTIMATED	2023 BUDGET	\$ Δ	% Δ
General & Administrative Wages	6,415	3,060	9,344	3,420	5,440	10,327	983	10.52%
Office Supplies	1,763	867	500	200	340	200	(300)	-60.00%
Contracted Services	5,689	9,247	3,200	2,225	3,700	3,700	500	15.63%
Insurance	7,005	9,002	8,535	5,657	5,658	8,535	-	0.00%
Employee Benefits	3,880	2,055	2,893	1,461	2,292	2,426	(467)	-16.14%
Regulatory Commission Expense	-	120	-	-	-	-	-	
Training & Education	705	360	500	45	45	500	-	0.00%
Total Operation and maintenance	89,652	137,545	78,075	64,393	87,920	89,544	11,469	14.69%
Depreciation								
Depreciation Exp-Financed	41,286	42,256	45,000	24,647	42,255	42,255	(2,745)	-6.10%
Depreciation Exp-Contributed	5,565	8,266	5,000	4,823	8,265	8,265	3,265	65.30%
Total Depreciation	46,851	50,522	50,000	29,470	50,520	50,520	520	1.04%
Taxes								
Payroll Taxes - Labor	2,136	1,945	2,711	1,642	2,636	2,227	(484)	-17.85%
Payroll Taxes - Admin	427	215	715	245	389	790	75	10.49%
Taxes -- Psc Assessment	169	200	-	-	-	-	-	
Total Taxes	2,732	2,360	3,426	1,887	3,025	3,017	(409)	-11.94%
TOTAL OPERATING EXPENSES	139,235	190,427	131,501	95,750	141,465	143,081	11,580	8.81%
OPERATING INCOME (LOSS)	31,440	(15,764)	29,366	22,331	31,392	231,998	202,632	690.02%
NONOPERATING REVENUES (EXPENSES)								
Investment income								
Interest Income	722	1,141	1,200	563	657	1,200	-	0.00%
Total Investment income	722	1,141	1,200	563	657	1,200	-	0.00%
Interest and amortization expense								
Interest Expense - Water	(3,324)	(18,311)	(19,614)	(8,651)	(19,614)	(28,109)	(8,495)	43.31%
Debt Expense	(7,000)	-	(36,500)	-	-	-	36,500	-100.00%



Village of Ridgeway 2023 Budget | Water Utility

Account Description	2020 ACTUAL	2021 ACTUAL	2022 BUDGET	2022 8 MONTH ACTUAL	2022 ESTIMATED	2023 BUDGET	\$ Δ	% Δ
Total Interest and amortization expense	(10,324)	(18,311)	(56,114)	(8,651)	(19,614)	(28,109)	28,005	-49.91%
Miscellaneous								
Misc Non Operating Revenue	153,859	-	-	-	-	-	-	
Cdbg Outlay	-	-	-	(685)	-	-	-	
Principal On Lt Debt	-	-	-	(31,675)	(64,153)	(79,991)	(79,991)	
Total Miscellaneous	153,859	-	-	(32,360)	(64,153)	(79,991)	(79,991)	
TOTAL NONOPERATING REVENUES (EXPENSES)	144,257	(17,170)	(54,914)	(40,448)	(83,110)	(106,900)	(51,986)	94.67%
INCOME BEFORE CONTRIBUTIONS AND TRANSFERS	175,697	(32,934)	(25,548)	(18,117)	(51,718)	125,098	150,646	-589.66%
CONTRIBUTIONS AND TRANSFERS								
Capital contributions								
State Aid-Cdbg Grant	-	199,879	-	-	-	-	-	
Total Capital contributions	-	199,879	-	-	-	-	-	
Transfers out								
Taxes-Pt Equivalent	(45,281)	(46,151)	(50,000)	(26,922)	(46,151)	(54,765)	(4,765)	9.53%
Total Transfers out	(45,281)	(46,151)	(50,000)	(26,922)	(46,151)	(54,765)	(4,765)	9.53%
TOTAL CONTRIBUTIONS AND TRANSFERS	(45,281)	153,728	(50,000)	(26,922)	(46,151)	(54,765)	(4,765)	9.53%
CHANGE IN NET POSITION	130,416	120,794	(75,548)	(45,039)	(97,869)	70,333	145,881	-193.10%
BEGINNING FUND BALANCE	1,491,562	1,621,978	1,742,772	1,742,772	1,742,772	1,644,903		
YEAR END BALANCE	\$ 1,621,978	\$ 1,742,772	\$ 1,667,224	\$ 1,697,733	\$ 1,644,903	\$ 1,715,236		