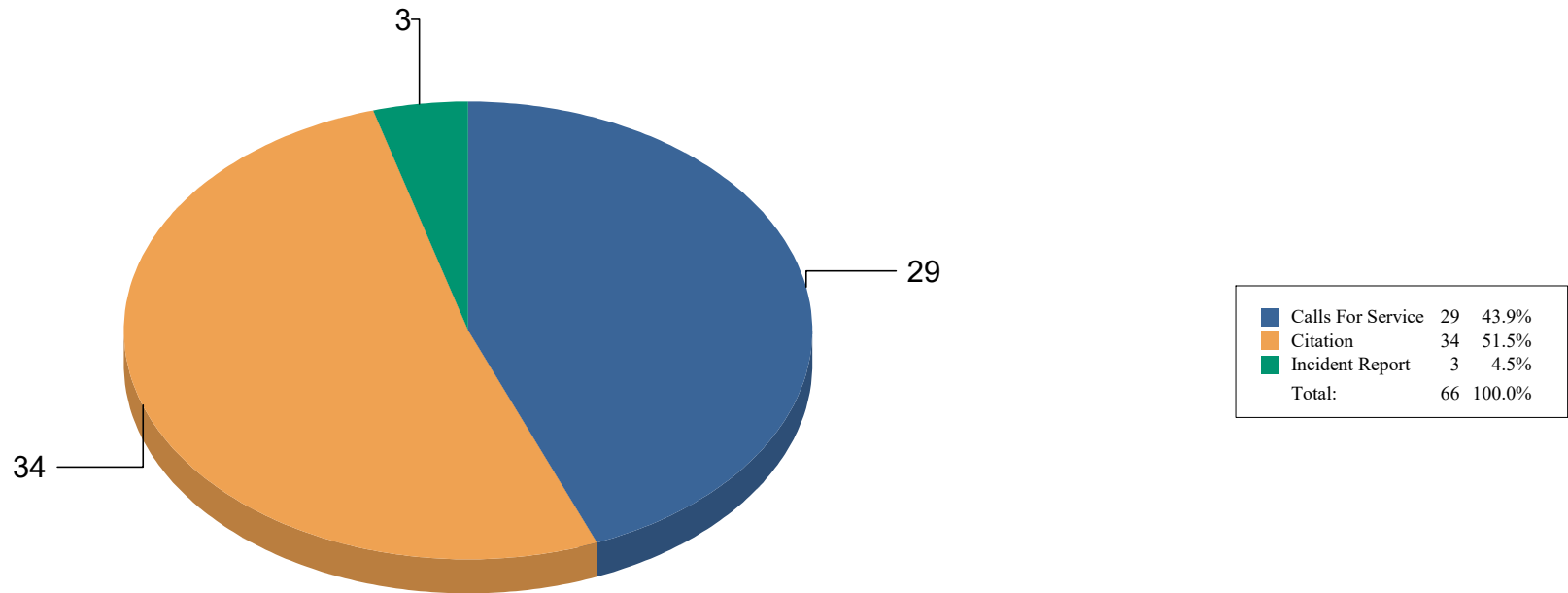


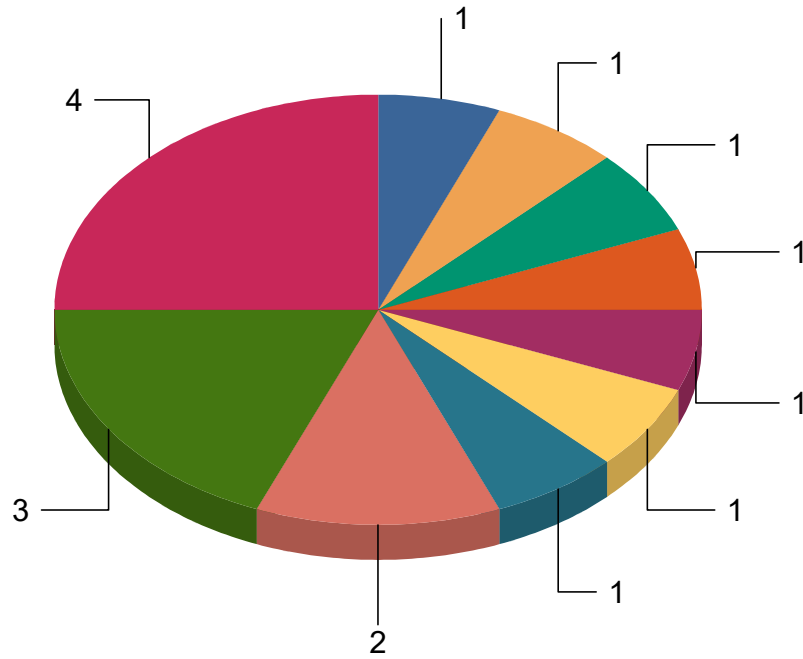
Ridgeway Marshal's Office

MONTHLY Statistics from: 4/1/2024 12:00:00AM to 4/30/2024 11:59:00PM

Count of Reports Completed



Count of Incident Types



NO INSURANCE	1	6.3%
AGAINST TRAFFIC - AGAINST TRAFFIC	1	6.3%
FAIL /CHANGE LANE-PASSING STOP EMERG VEH	1	6.3%
FAILURE TO NOTIFY - ADDRESS CHANGE	1	6.3%
LANE DEVIATION	1	6.3%
LEFT OF CENTER	1	6.3%
NO INSURANCE (PROOF)	1	6.3%
MISCELLANEOUS REGISTRATION VIOLATIONS	2	12.5%
EQUIPMENT VIOLATIONS	3	18.8%
NON REGISTRATION - UNREGISRTE VEHICLE	4	25.0%
Total:	16	100.0%

2.17% # of Reports: 1 Citation NO INSURANCE

2.17% # of Reports: 1 Citation AGAINST TRAFFIC - AGAINST TRAFFIC

2.17% # of Reports: 1 Citation FAIL /CHANGE LANE-PASSING STOP EMERG VEH

2.17% # of Reports: 1 Citation FAILURE TO NOTIFY - ADDRESS CHANGE

2.17% # of Reports: 1 Citation LANE DEVIATION

2.17% # of Reports: 1 Citation LEFT OF CENTER

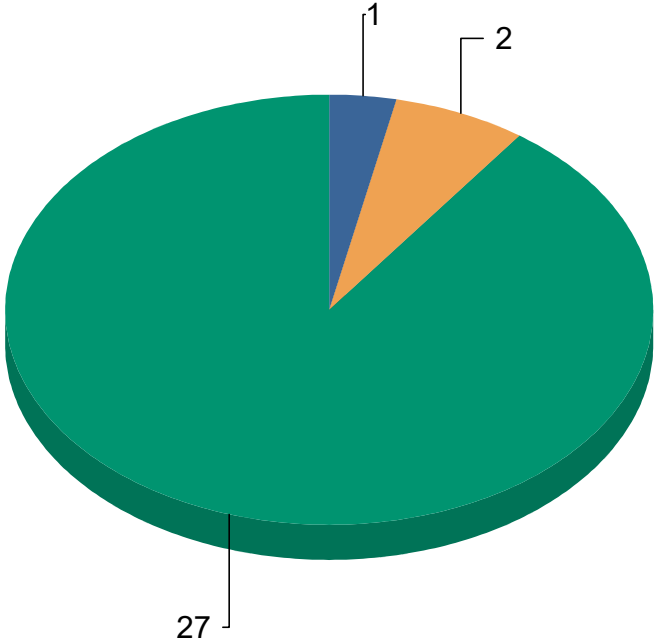
2.17% # of Reports: 1 Citation NO INSURANCE (PROOF)

4.35% # of Reports: 2 Citation MISCELLANEOUS REGISTRATION VIOLATIONS

6.52% # of Reports: 3 Citation EQUIPMENT VIOLATIONS

8.70% # of Reports: 4 Citation NON REGISTRATION - UNREGISRTEED VEHICLE

Count of Incident Types



TRAFFIC OFFENENSE	1	3.3%
OPERATING WHILE SUSPENDED	2	6.7%
SPEEDING	27	90.0%
Total:	30	100.0%

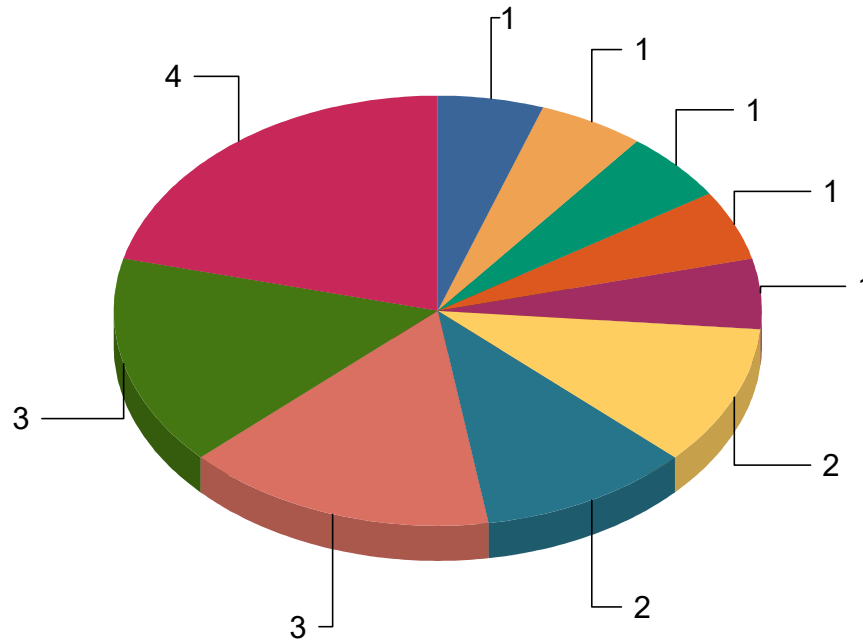
2.17% # of Reports: 1 Citation TRAFFIC OFFENENSE

4.35% # of Reports: 2 Citation OPERATING WHILE SUSPENDED

58.70% # of Reports: 27 Citation SPEEDING

Grand Total: 100.00% Total # of Incident Types Reported: 46 Total # of Reports: 34

Count of Incident Types



ALARM - BURGLARY	1	5.3%
BACKGROUND CHECK	1	5.3%
DOOR CHECKS PHYSICAL SECURITY	1	5.3%
FOUND PROPERTY	1	5.3%
RUNAWAY JUVENILE	1	5.3%
ASSIST FIRE/EMS	2	10.5%
MOTORIST ASSIST	2	10.5%
ANIMAL COMPLAINT	3	15.8%
ASSIST ICZO	3	15.8%
ASSIST CITIZEN	4	21.1%
Total:	19	100.0%

3.45% # of Reports: 1 Calls For Service ALARM - BURGLARY

3.45% # of Reports: 1 Calls For Service BACKGROUND CHECK

3.45% # of Reports: 1 Calls For Service DOOR CHECKS PHYSICAL SECURITY

3.45% # of Reports: 1 Calls For Service FOUND PROPERTY

3.45% # of Reports: 1 Calls For Service RUNAWAY JUVENILE

6.90% # of Reports: 2 Calls For Service ASSIST FIRE/EMS

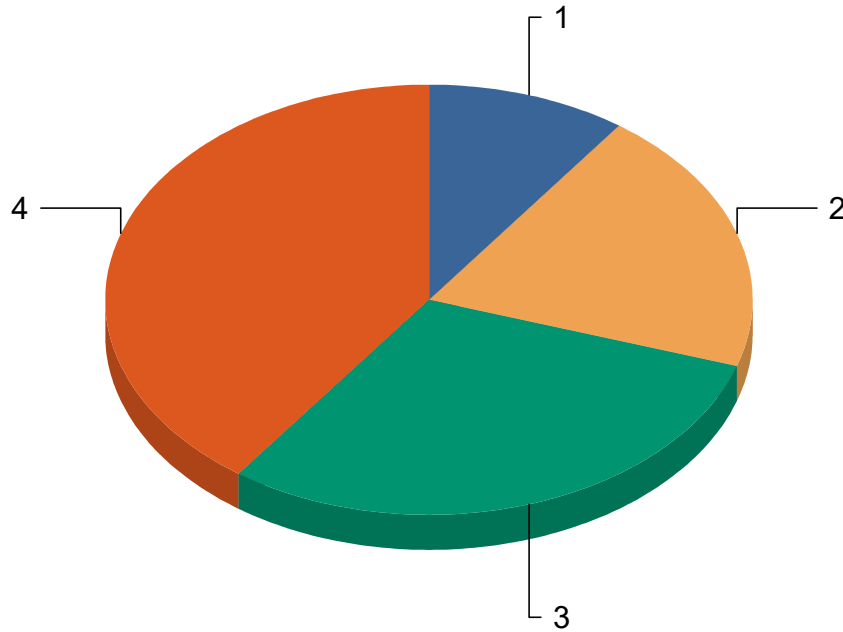
6.90% # of Reports: 2 Calls For Service MOTORIST ASSIST

10.34% # of Reports: 3 Calls For Service ANIMAL COMPLAINT

10.34% # of Reports: 3 Calls For Service ASSIST ICSSO

13.79% # of Reports: 4 Calls For Service ASSIST CITIZEN

Count of Incident Types



SECURITY CHECKS- ALL OTHER	1	10.0%
WELFARE CHECK	2	20.0%
SUSPICIOUS ACTIVITY	3	30.0%
TRAFFIC COMPLAINT CITIZEN COMP	4	40.0%
Total:	10	100.0%

3.45% # of Reports: 1 Calls For Service SECURITY CHECKS- ALL OTHER

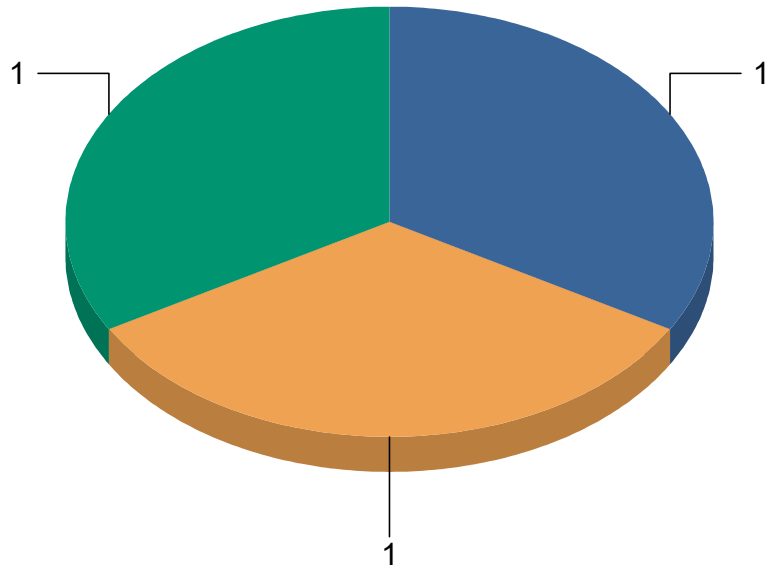
6.90% # of Reports: 2 Calls For Service WELFARE CHECK

10.34% # of Reports: 3 Calls For Service SUSPICIOUS ACTIVITY

13.79% # of Reports: 4 Calls For Service TRAFFIC COMPLAINT CITIZEN COMP

Grand Total: 100.00% Total # of Incident Types Reported: 29 Total # of Reports: 29

Count of Incident Types



■ CRIMES : FINANCIAL CRIMES	1	33.3%
■ TRAFFIC OFFENSE : TRAFFIC CRASHES : CRASH HIT ABD RUN	1	33.3%
■ TRAFFIC OFFENSE : TRAFFIC CRASHES : CRASH PROPERTY DAMAGE	1	33.3%
Total:	3	100.0%

33.33% # of Reports: 1 Incident Report CRIMES : FINANCIAL CRIMES

33.33% # of Reports: 1 Incident Report TRAFFIC OFFENSE : TRAFFIC CRASHES : CRASH HIT ABD RUN

33.33% # of Reports: 1 Incident Report TRAFFIC OFFENSE : TRAFFIC CRASHES : CRASH PROPERTY DAMAGE

Grand Total: 100.00% Total # of Incident Types Reported: 3 Total # of Reports: 3

Grand Total: 100.00% Total # of Incident Types Reported: 78