

RICHWOOD POLICE

2022

ANNUAL REPORT



ICON CLASSIFICATIONS



Violent Crime

Violent crimes are defined as those offenses which involve force or threat of force.



Property Crime

Property crimes are defined as the taking of money or property, but there is no force or threat of force against the victims.



Social Disorder

Social disorder is the occurrence of immoral and disorderly conduct in society.



Murder

The unlawful premeditated killing of one human being by another.



Burglary

Entry into a building, habitation, or coin-operated machine illegally with intent to commit a crime, especially theft.



Loud Music

Music that is played at a high volume, often to the point where it disturbs others.



Nuisance Animal

Animals that are loud, aggressive, or running at large.



Sexual Assault

Any nonconsensual sexual act proscribed by Federal, Tribal, or State law, including when the victim lacks capacity to consent.



Larceny / Theft

The unlawful taking, carrying, leading, or riding away of property from the possession or constructive possession of another.



Fireworks

Fireworks used against City ordinance and to the point of causing a disturbance.



Robbery

The action of taking property unlawfully from a person or place by force or threat of force.



Vehicle Burglary

The entering into or a vehicle or any part of a vehicle with intent to commit any felony or theft. Vehicle burglary is considered a larceny/theft.



Trespass Vehicle

The entering into or a vehicle or any part of a vehicle likely with intent to commit a theft, however nothing is stolen and there is no link to a theft.



Aggravated Assault

The unlawful attack by one person upon another for the purpose of inflicting severe or aggravated bodily injury.



Motor Vehicle Theft

The same classification as larceny/theft with the addition element of the property being a motorized vehicle.

Events which a police officer is involved either by means of a call for service or a self-initiated activity.



Field Activity



Calls for Service

Routine requests for law enforcement services including responding to citizen calls



Close Patrol

An inspection of a geographical area by law enforcement to ensure the security of the area.



Residence Checks

Inspections for law enforcement purposes to ascertain the condition of a residence.



Building Checks

Inspections for law enforcement purposes to ascertain the condition of a business or building.



Traffic Stops

A motor vehicle stop by law enforcement to further investigate the commission of a crime.



Arrests

The deprivation of freedom of an individual following probable cause being established by law enforcement.

Welcome

2022 ANNUAL REPORT

I am pleased to present the Richwood Police Department 2022 Annual Report. This report highlights our department's efforts to engage and support the community and summarizes our overall commitment to make Richwood one of the safest cities in Brazoria county. This year we focused on creating a safer motoring environment, discouraging overall property crime, and enhanced transparency with the community.

In 2022, Richwood experienced an increase in the overall reported crime, but violent crime offenses decreased including aggravated assaults and murders. The department evaluates and analyzes crime trends on a daily basis to provide the highest level of service possible.

This report includes information about how we are continuing our mission to prevent and solve crime and provides details about various recommendations about how the police, the public, the politicians, and the crime control prevention district can all join together to combat social harms in Richwood.

Stephen Scott Mayer

Chief of Police



Table of Contents

A Summary.....	page: 1
An Analysis (SOCIAL HARMS IN RICHWOOD 2022 vs. 2021).....	page: 2
A Decade of Crime in Richwood.....	page: 17
2013 to 2014.....	page: 19
2014 to 2015.....	page: 27
2015 to 2016.....	page: 33
2016 to 2017.....	page: 39
2017 to 2018.....	page: 45
2018 to 2019.....	page: 51
2019 to 2020.....	page: 57
2020 to 2021.....	page: 63
2021 to 2022.....	page: 69
A Decade of Crime in Richwood (Infographics).....	page: 75
Crash Statistics.....	page: 79
Social Disorder.....	page: 85
Officer Field Activity.....	page: 91
Traffic Enforcement 2022.....	page: 93
Arrests in Richwood.....	page: 103
Closing Messages.....	page: 115
Goals (Review & Future).....	page: 118

A SUMMARY:

We start the report with a summation of the year 2022 as it compared to the year 2021; as well as against the ten-year average.

2022:

Naturally, the year of 2022 saw increases and decreases in reported social harms in Richwood. Specifically, we saw decreases in reported violent crime and increases in reported property crimes.

Violent Crime:

There were no reported homicides in 2022. Reported sexual assault cases increased by one case as compared to the year 2021. There were no robbery incidents reported and aggravated assaults dropped by two reported incidents.

Property Crime:

There was one additional burglary reported in 2022 as compared to the year 2021. Reported Larceny/Theft cases saw the biggest increase, rising by a total of twenty-two cases and motor vehicle thefts dropped by three cases.

Motor Vehicle Crashes:

Car crashes increased by five incidents in 2022 as compared to the year 2021.

Calls for Service:

The officers of the Richwood Police Department answered about the same number of citizen calls for service in 2022 as they did in 2021.

Criminal Investigation:

The Detective Division realized a one-hundred percent clearance rate on violent crime and a 46% clearance rate on property crime.

Noise Complaints:

There were eighteen fewer noise complaints in 2022 than in 2021.

Arrests:

There were six fewer arrests in 2022 than in 2021. The most frequent charges levied were Assault Family Violence and Driving While Intoxicated.

Traffic Contacts:

Richwood police officers executed 3,938 traffic contacts in the year 2022; a 33% increase from the year 2021.

Reckless Driving:

The year 2022 saw 121 reckless driving complaints. A 14% increase from the 106 reported in the year 2021.

TEN-YEAR AVERAGE:

Property crime in 2022 as compared to the 10-year average reveals an increase of two (2) cases, from 53 to 55, or a 3.7% increase, violent crime in 2022 as compared to the 10-year average shows an increase of two (2) cases, from 6 to 8, or a 33% increase. Overall crime as compared to the 10-year average reveals an increase of five cases, from 58 to 63, or a 9% increase.



AN ANALYSIS: SOCIAL HARMS IN RICHWOOD 2022 vs. 2021

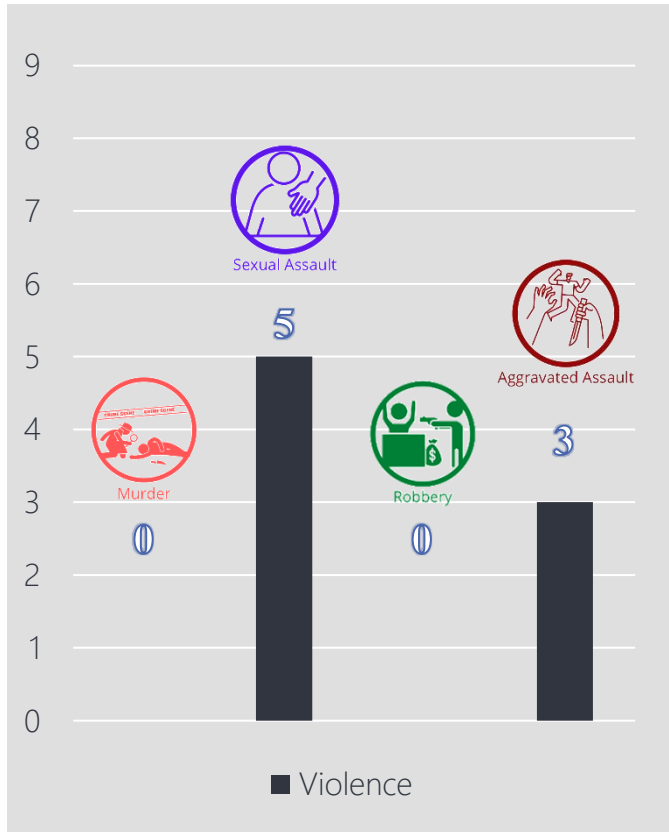
First, let us look at the most recent year's stats in detail and compare them to the previous year's numbers.

In doing so we can see how social harms evolved in 2022 as compared to 2021.



2022 VIOLENT AND PROPERTY CRIME COMBINED

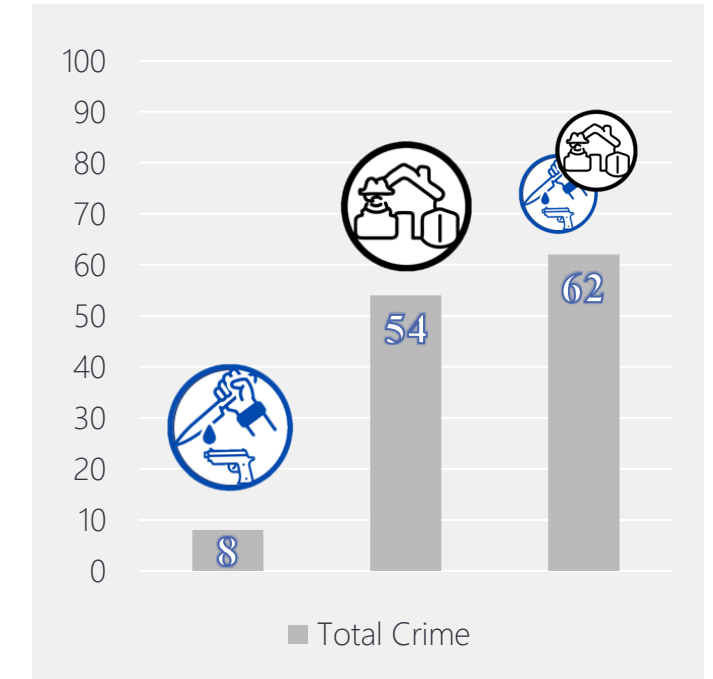
This is what the year 2022 produced in the way of social harms in Richwood. Please keep in mind these are crimes reported to the police department.



Violent crime is classified as Homicide, Sexual Assault, Robbery, and Aggravated Assault.



Property crime is classified as Burglary, Larceny/Theft, and Motor Vehicle theft. Although vehicle burglary is classified as a larceny/theft it is listed due to relevance in Richwood.



Combining violent and property crime provides a wholistic view of criminality in Richwood, Texas.




Let us analyze each category of violent crime...



In this section we will look at violent crime in detail. Specifically, we will examine Homicides, Robberies, Sexual Assaults, and Aggravated Assaults.


Violent crime prevention differs considerably from property crime prevention. When combatting violent crime, a police department is wise to focus on location of occurrence and the chance of recidivism.

Additionally, the most successful way of preventing violent crime is a 100% accountability standard. This means whenever a violent crime occurs the offender must be brought to justice.

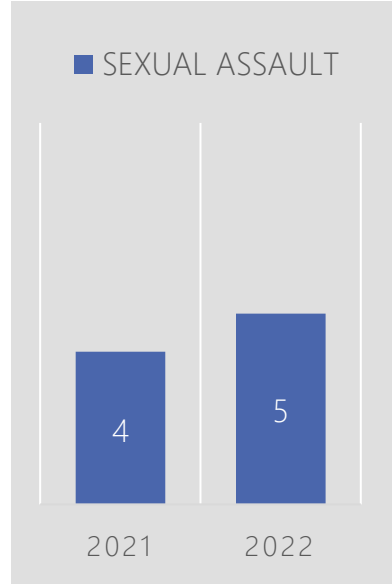


VIOLENT CRIME YEAR TO YEAR COMPARISON


2021 - 2022



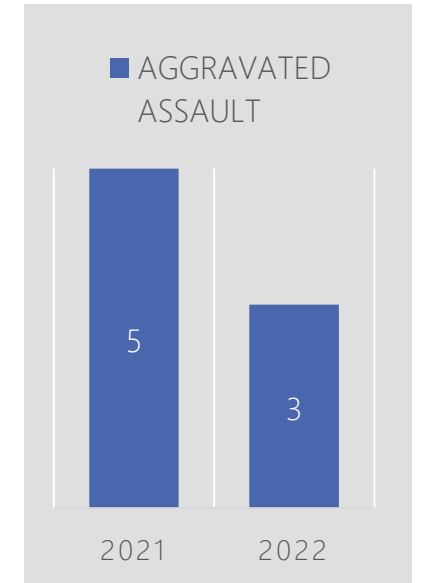
Down 100%
as compared to 2021



Up 25%
as compared to 2021



Unchanged



Down 40%
as compared to 2021

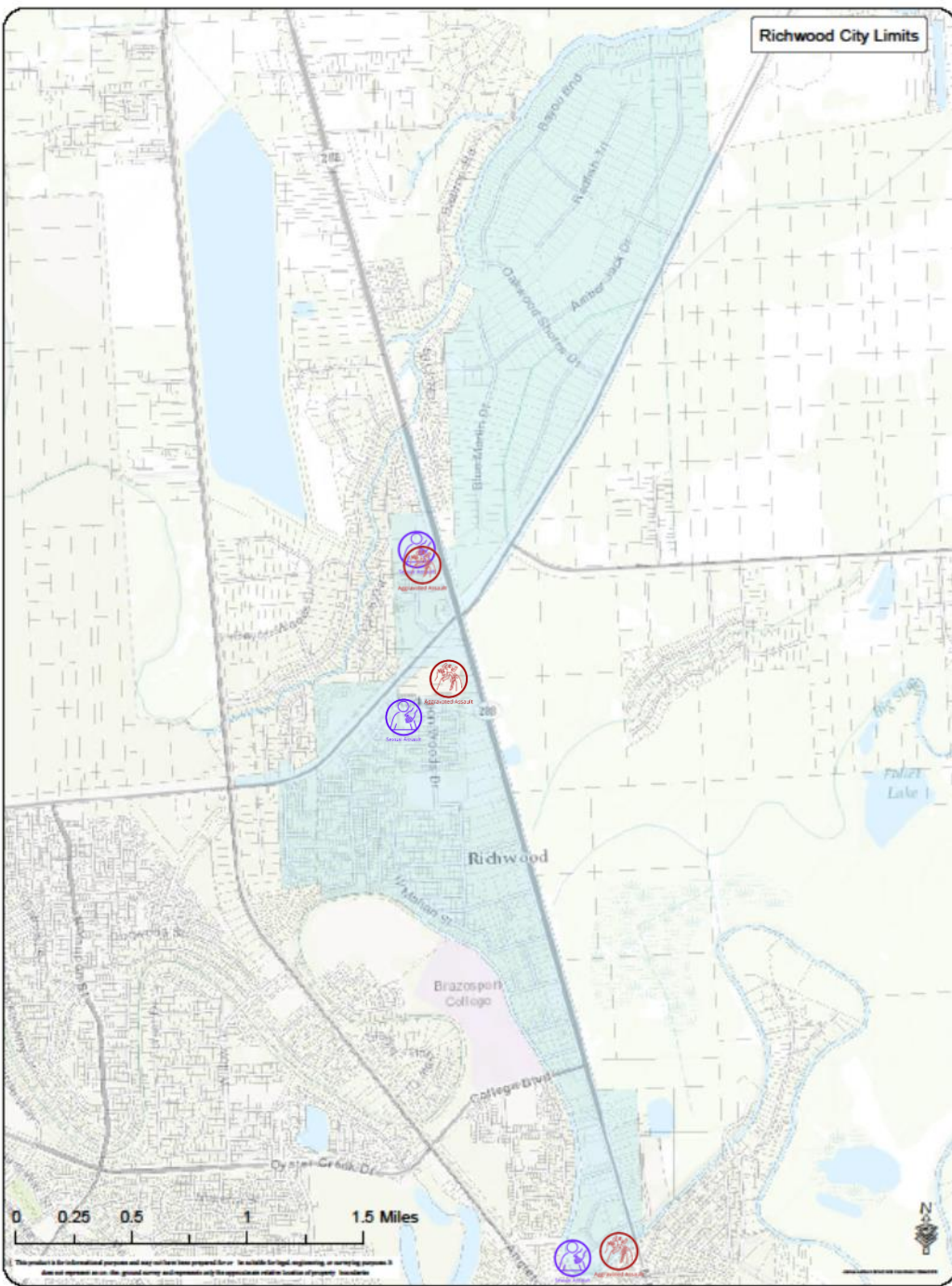
Thankfully, the City of Richwood did not realize any homicides in the year 2022. As such, this ends the pattern of a homicide each year which began in 2020.

Reported sexual assaults increased by one case realizing five (5) total reported cases in 2022 as compared to the four (4) reported cases in 2021. Of the reported sexual assaults, investigation revealed two (2) cases were genuine cases (*evidence supports the events almost certainly occurred*) and three (3) were proven to be unfounded (*investigation revealed the case to have no foundation or basis in fact*).

The year 2022 realized no robberies; a trend that continues since 2019.

Reported aggravated assault cases dropped to three (3) cases from the five (5) cases reported in 2021; two (2) of the aggravated assault cases were genuine resulting in the violent actor being arrested and criminally charged while one (1) of the cases was proven unfounded and dismissed.





Sexual Assault



Aggravated Assault

01/10/2022

200 BLOCK SAN SABA STREET

Offender: Known

Method: See annotation

04/05/2022

500 BLOCK MOORE STREET

Offender: Known

Method: See annotation

05/10/2022

400 BLOCK TIMBERCREEK DR

Offender: Known

Method: See annotation

12/02/2022

400 BLOCK TIMBERCREEK DR

Offender: Known

Method: See annotation

12/21/2022

4501 BRAZOSPORT BLVD. N.

Offender: Known

Method: See annotation

07/09/2022

200 BLOCK TIMBERCREEK DR

Offender: Known

Method: Self inflicted wounds (No aggravated assault)

07/17/2022

100 BLK AUDUBON WOODS

Offender: Known

Method: Family Violence (Knife) [ARREST MADE]

12/04/2022

4501 BRAZOSPORT BLVD. N.

Offender: Known

Method: Family Violence (Knife) [ARREST MADE]

2022

PATTERNS IDENTIFIED: (1) Two out of three reported aggravated assaults were out of the apartment complexes. (2) A knife was used in both genuine aggravated assaults. (3) Three of the five sexual assaults occurred in the apartment complexes.

What to do in 2023:

Police: Engage in saturation patrol at the apartment complexes.

Public: Call the police anytime conflict is seen or heard.



Note: Due to the sensitive nature of the violation and the desire to not revictimize the victim no further information is shared.





CITY OF RICHWOOD, TEXAS

NATIONAL NIGHT OUT 2022

OCTOBER 4, 2022 6-9PM

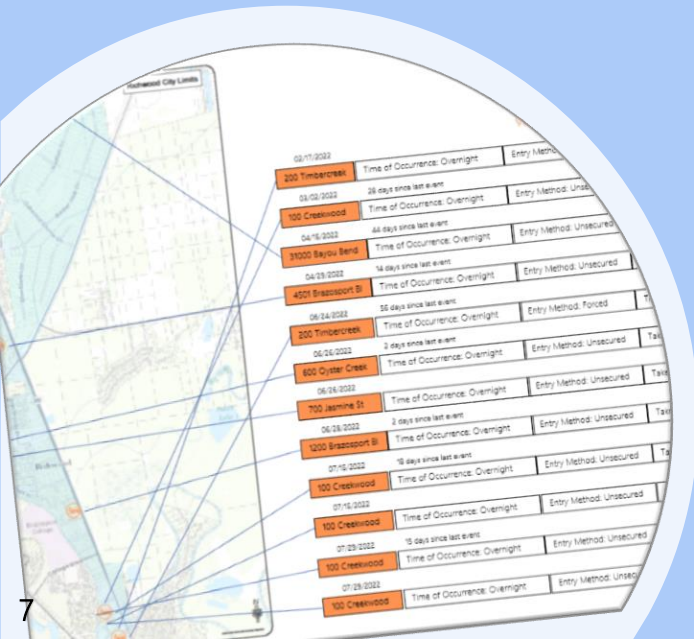
ELLIS PARK
RICHWOOD, TEXAS

Let us analyze each category of property crime...

In this section we will look at property crime in Richwood. Specifically, we will examine Burglaries (habitation & building), Larceny/Thefts (including burglaries of motor vehicles), and Auto Thefts.

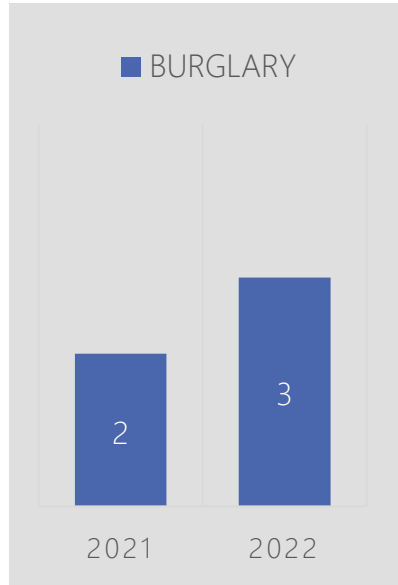
In its ongoing efforts to identify pattern crime, the Richwood Police Department specifically looks at where the crime occurred, what time the crime occurred, what method of entry was used (if applicable), and what was taken; amongst other things. For the police to be even remotely effective at crime prevention we must study data in the hope of gleaning, in as real time as possible, information that will lead police officers in their efforts to identify where to patrol, for how long to patrol in that area, and what to be looking for while engaging in their patrol. We know criminals prefer to involve themselves in property crime where they feel comfortable and less likely to be engaged by the public or the police. Identifying criminal patterns helps law enforcement to aid the criminal in feeling a bit more uncomfortable about continuing to commit crimes in a specific area.

Additionally, we hope an audit of property crime for the all of 2022 will assist us in our patrol efforts in 2023. Let us see what we have learned.



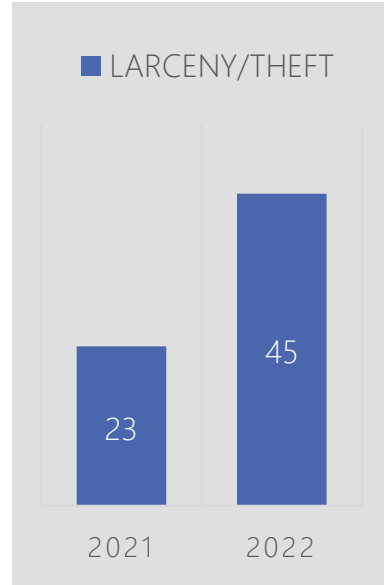
PROPERTY CRIME YEAR TO YEAR COMPARISON

2021 - 2022



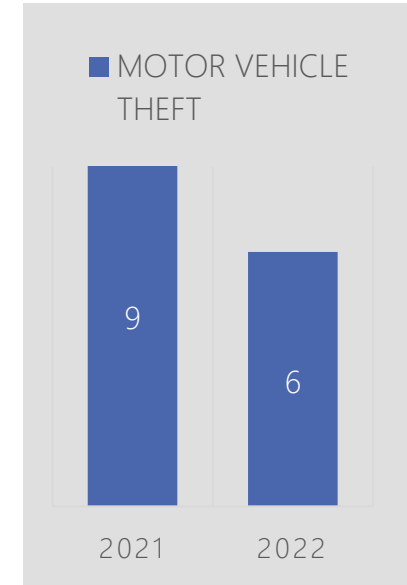
Up 50%

as compared to 2021



Up 96%

as compared to 2021



Down 33%

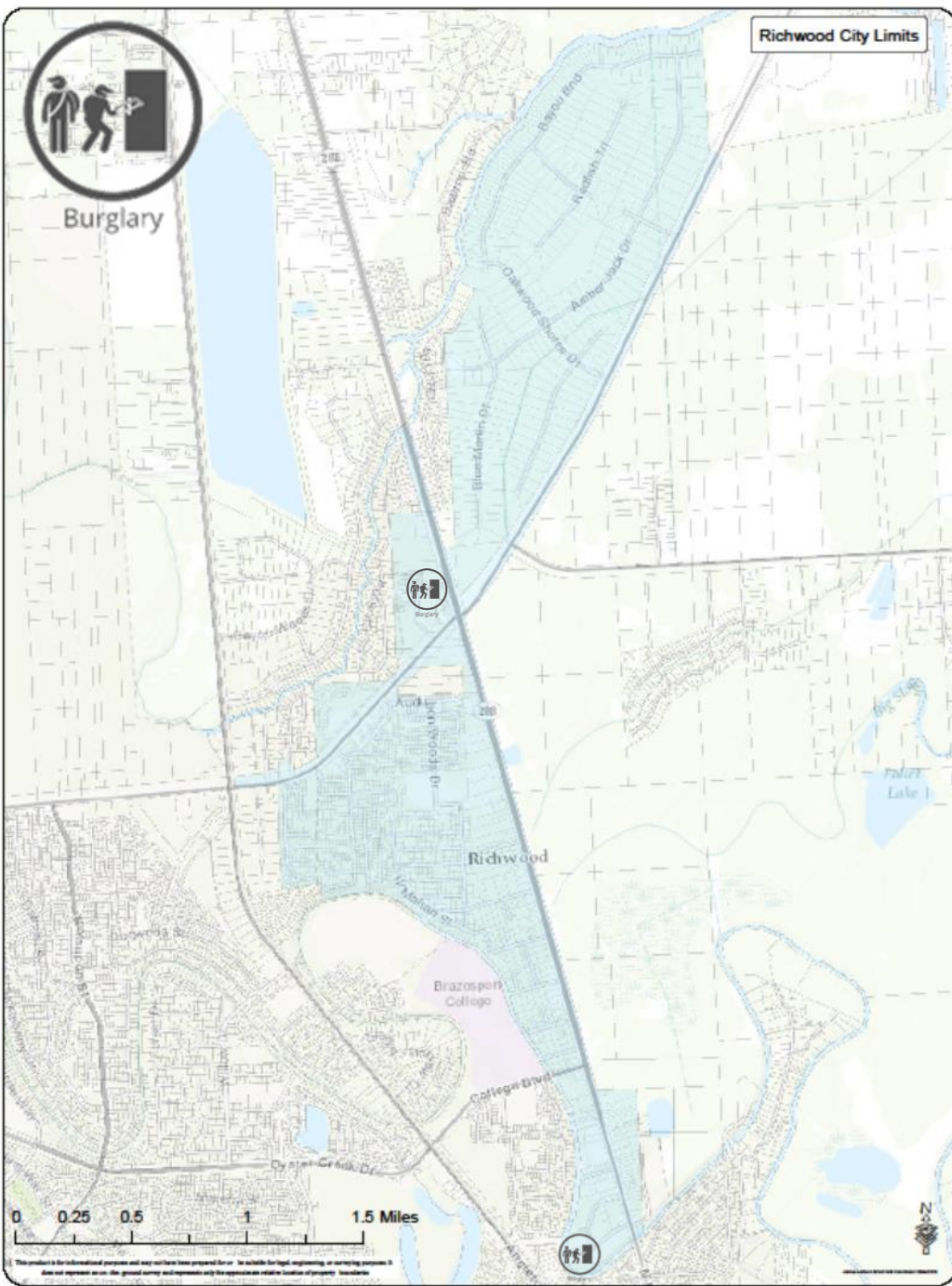
as compared to 2021

The City of Richwood realized three (3) reported burglaries in 2022; up one from the two (2) cases reported in 2021. All three cases were genuine and saw criminal investigation. On one case, a burglary of a habitation, the stolen property was recovered and a warrant for the suspect was issued, on another case, also a burglary of a habitation, the investigation remains open but thus far there are few leads to go on, and finally on the third case, a burglary of a storage room at an apartment complex, former employees are suspected, and the investigation continues.

Larceny/Thefts in 2022 saw a substantial increase to forty-five (45) reported cases in 2022 as opposed to the twenty-three (23) cases reported in 2021. Twelve of the Larceny/Thefts were Motor Vehicle Burglaries. Of those 12, one (1) arrest was made, and property was recovered in two (2) cases. As for the other 33 Larceny/Thefts, warrants were issued on three (3) suspects involved in three separate offenses, arrests were made in six (6) separate offenses, and in nine (9) different offenses the property taken was recovered.

Auto thefts dropped from nine (9) cases reported in 2021 to six (6) cases reported in 2022. Of these six (6), one was unfounded as the vehicle was never stolen just misplaced by the owner. The other five (5) cases were genuine auto thefts; two of which saw the offender arrested.





06/18/2022

4501 Brazosport Blvd	Time of Occurrence: 6 – 8:30pm	Entry Method: Unknown	Taken: PS5 Game Console, Television
----------------------	--------------------------------	-----------------------	-------------------------------------

07/13/2022

26 days since last event

4501 Brazosport Blvd	Time of Occurrence: Overnight	Entry Method: Forced	Taken: Copper tubing, power washers, etc.
----------------------	-------------------------------	----------------------	-------------------------------------------

08/05/2022

24 days since last event

400 Timbercreek	Time of Occurrence: 9pm – 2am	Entry Method: Forced	Taken: Xbox One, clothes, shoes, etc.
-----------------	-------------------------------	----------------------	---------------------------------------

2022



PATTERNS IDENTIFIED: (1) All Burglary of Habitation/Buildings occurred after dark. (2) Two out of 3 (67%) Burglary of Habitation/Buildings involve forced entry. (3) All (100%) of Burglary of Habitations incidents realized game consoles stolen. All (100%) of Burglary of Habitation/Buildings occurred at apartment complexes.

What to do in 2023:

Police: Engage in saturation patrol at the Brazos Crossing Apartments (4501 Brazosport Blvd. N.)
Public: Ensure all doors and windows are secure. Call the police anytime suspicious activity is observed.

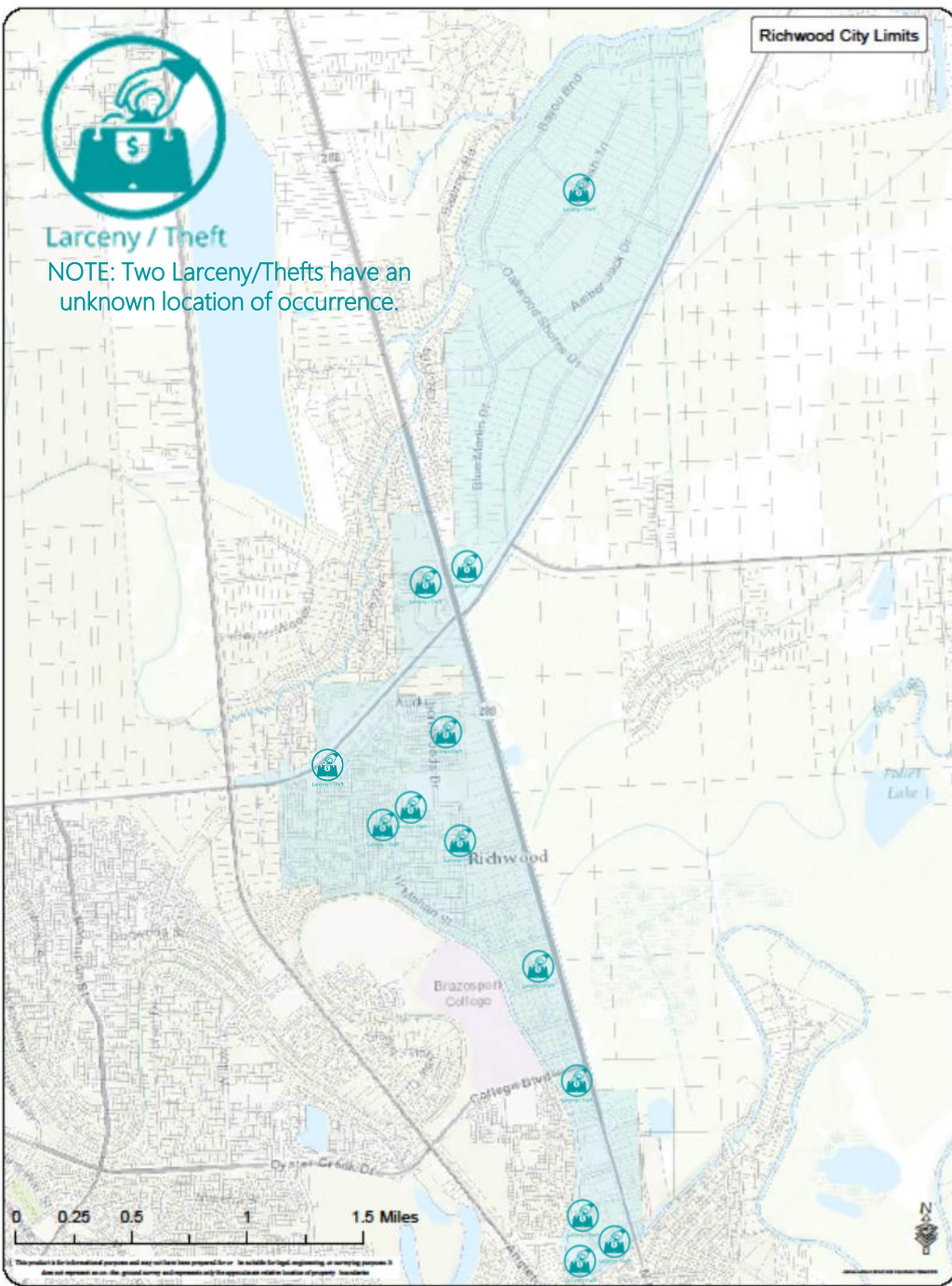


Of course they're locked.

Do you know a better way to ruin a burglar's day?

Richwood Police Department





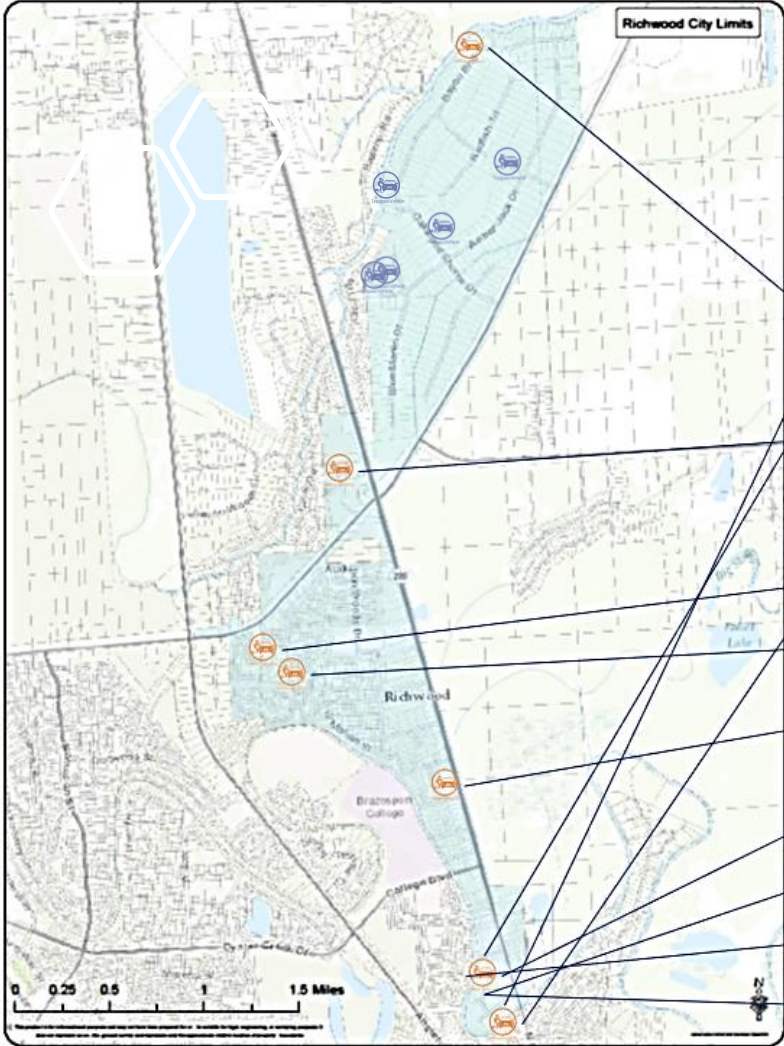
02/06/2022	400 Timbercreek	Non-Shoplifting	Firearm	Residential District (Apartments)
02/09/2022	4501 Brazosport N.	Non-Shoplifting	Catalytic Converter	Residential District (Apartments)
02/09/2022	4501 Brazosport N.	Non-Shoplifting	Catalytic Converter	Residential District (Apartments)
03/24/2022	400 Timbercreek	Non-Shoplifting	Catalytic Converter	Residential District (Apartments)
04/13/2022	200 Timbercreek	Non-Shoplifting	BBQ Utensils	Residential District (Apartments)
04/17/2022	4400 Brazosport N.	Shoplifting	Store merchandise	Business District
04/19/2022	1200 Brazosport N.	Embezzlement	Monies	Business District
04/21/2022	4400 Brazosport N.	Shoplifting	Store merchandise	Business District
06/14/2022	400 Timbercreek	Non-Shoplifting	Plants	Residential District (Apartments)
06/19/2022	200 W. Mahan	Non-Shoplifting	Fishing Equipment	Residential District
06/27/2022	200 Timbercreek	Non-Shoplifting	Bicycle	Residential District (Apartments)
07/01/2022	200 Timbercreek	Non-Shoplifting	Bicycle	Residential District (Apartments)
07/01/2022	200 Timbercreek	Non-Shoplifting	Bicycle	Residential District (Apartments)
07/06/2022	1601 FM 2004	Shoplifting	Store merchandise	Business District
07/09/2022	200 Timbercreek	Non-Shoplifting	Bicycle	Residential District (Apartments)
07/09/2022	Red Fish TI /Bayou View	Non-Shoplifting	Purse	Residential District
07/13/2022	400 Jasmine St.	Non-Shoplifting	Halloween ornament	Residential District
07/21/2022	200 San Saba	Non-Shoplifting	Catalytic Converter	Residential District
08/01/2022	200 Timbercreek	Non-Shoplifting	iPhone	Residential District (Apartments)
08/22/2022	200 Timbercreek	Non-Shoplifting	Bicycle	Residential District (Apartments)
08/10/2022	1601 FM 2004	Shoplifting	Store merchandise	Business District
09/03/2022	100 Creekwood Landing	Non-Shoplifting	Package	Residential District (Apartments)
09/08/2022	1601 FM 2004	Shoplifting	Store merchandise	Business District
09/10/2022	100 Robin Trail	Non-Shoplifting	Lawn Equipment	Residential District
11/20/2022	1601 FM 2004	Shoplifting	Store merchandise	Business District
11/20/2022	1300 Brazosport N.	Shoplifting	Store merchandise	Business District
11/22/2022	100 Dove Trail	Non-Shoplifting	Ring	Residential District
11/28/2022	100 Creekwood Landing	Non-Shoplifting	Xbox	Residential District (Apartments)
12/05/2022	4501 Brazosport N.	Non-Shoplifting	Computer	Residential District (Apartments)
12/14/2022	1601 FM 2004	Shoplifting	Store merchandise	Business District
12/28/2022	1601 FM 2004	Shoplifting	Store merchandise	Business District



PATTERNS IDENTIFIED: (1) Fifteen of 33 (45%) of Larceny/Thefts occur in the apartment complexes. (2) Twenty out of 33 (61%) Larceny/Thefts occurred in the residential areas. (3) Five Larceny/Thefts of bicycles occurred at the Landing Apartment complex. (Same bicycle stolen and recovered multiple times. Same actor stolen and arrested multiple times.) (4) Three out of 4 (75%) of catalytic converter thefts occurred in apartment complexes.

2022





02/17/2022	200 Timbercreek	Time of Occurrence: Overnight	Entry Method: Unsecured	Taken: Black Glock 48 9mm handgun
03/02/2022	28 days since last event			
03/02/2022	100 Creekwood	Time of Occurrence: Overnight	Entry Method: Unsecured	Taken: Knife
04/15/2022	44 days since last event			
04/15/2022	31000 Bayou Bend	Time of Occurrence: Overnight	Entry Method: Unsecured	Taken: Heart Ware LVAD machine
04/29/2022	14 days since last event			
04/29/2022	4501 Brazosport Bl	Time of Occurrence: Overnight	Entry Method: Unsecured	Taken: Sunglasses, Cologne, Phone chargers, etc.
06/24/2022	56 days since last event			
06/24/2022	200 Timbercreek	Time of Occurrence: Overnight	Entry Method: Forced	Taken: Purse
06/26/2022	2 days since last event			
06/26/2022	600 Oyster Creek	Time of Occurrence: Overnight	Entry Method: Unsecured	Taken: Car stereo
06/26/2022	700 Jasmine St	Time of Occurrence: Overnight	Entry Method: Unsecured	Taken: Radar detector, wallet, monies, etc.
06/28/2022	2 days since last event			
06/28/2022	1200 Brazosport Bl	Time of Occurrence: Overnight	Entry Method: Unsecured	Taken: Unknown
07/15/2022	18 days since last event			
07/15/2022	100 Creekwood	Time of Occurrence: Overnight	Entry Method: Unsecured	Taken: Wallet, watch, misc. papers
07/15/2022	100 Creekwood	Time of Occurrence: Overnight	Entry Method: Unsecured	Taken: Radar detector, apartment gate opener
07/29/2022	15 days since last event			
07/29/2022	100 Creekwood	Time of Occurrence: Overnight	Entry Method: Unsecured	Taken: Tool bag with misc. tools
07/29/2022	100 Creekwood	Time of Occurrence: Overnight	Entry Method: Unsecured	Taken: Sunglasses and cash,

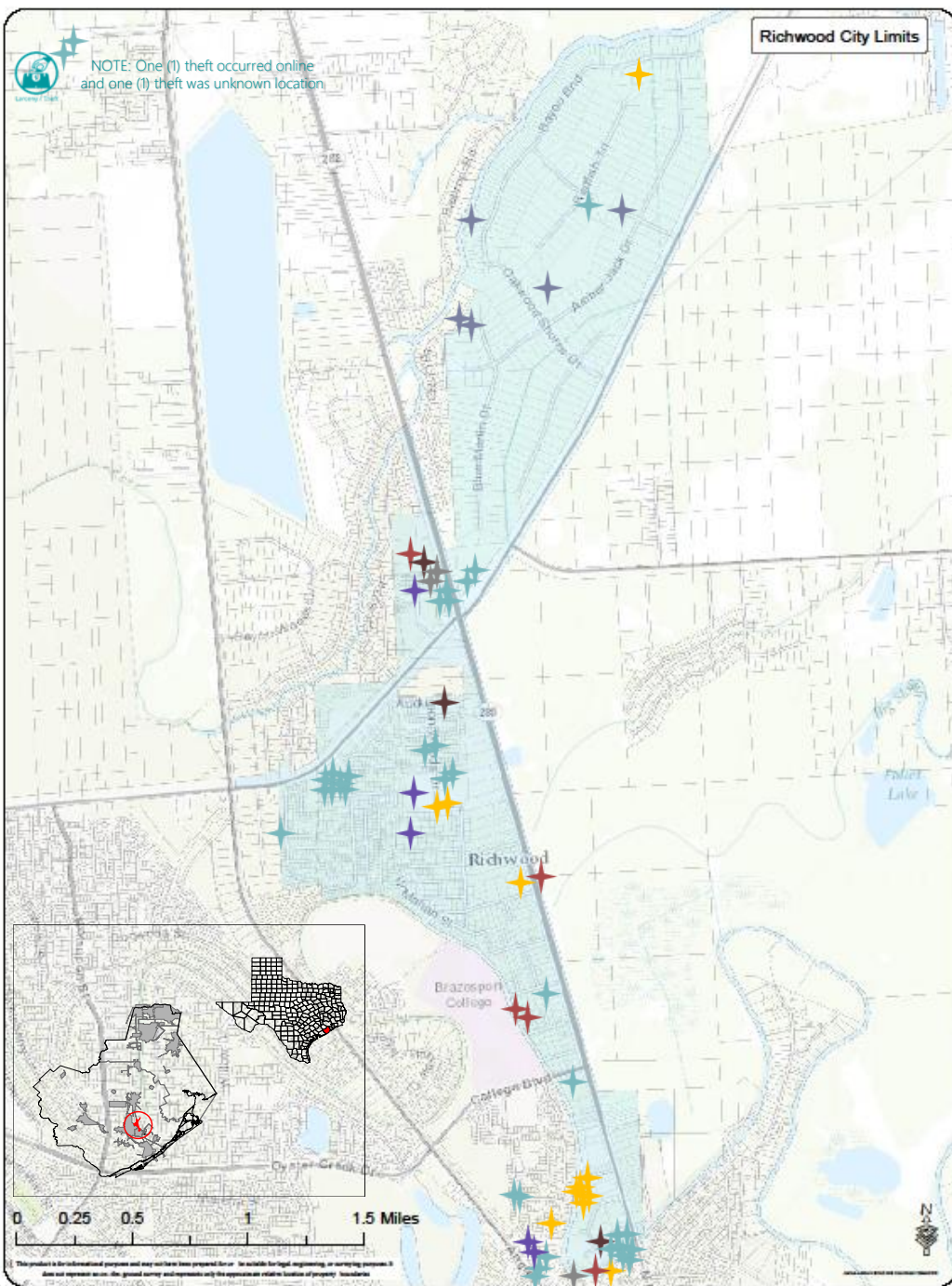
2022



03/28/2022	2900 Oakwood Shores Dr.	Time of Occurrence: 2:20 AM	Entry Method: Unsecured	04/15/2022	32000 Bayou Bend	Time of Occurrence: 2:15 AM	Entry Method: Unsecured
04/15/2022	32000 Blue Marlin Drive	Time of Occurrence: Overnight	Entry Method: Unsecured	12/10/2022	2900 Bayou View Court	Time of Occurrence: Overnight	Entry Method: Unsecured

PATTERNS IDENTIFIED: (1) All Burglary of Motor Vehicles occur during the overnight hours. (2) The majority of Burglary of Motor Vehicles, 8 out of 12 (67%), occur at an apartment complex. (3) The Park at The Bellagio, at 100 Creekwood Landing, realized 5 out of 12 (42%) of the Burglary of Motor Vehicles. (4) Eleven out of 12 (92%) of Burglary of Motor Vehicles occur to vehicles left unsecured. (5) 7 out of 12 (58%) Burglary of Motor Vehicles occurred on a Friday.





-  Murder
-  Sexual Assault
-  Robbery
-  Aggravated Assault
-  Burglary
-  Larceny / Theft
-  Vehicle Burglary
-  Trespass Vehicle
-  Motor Vehicle Theft

OAKWOOD SHORES

Burglary of a Motor Vehicle
31000 block Bayou Bend

Trespass Vehicle
2900 block Oakwood Shores Drive
32000 block Blue Marlin Drive
32000 block Bayou Bend
2900 block Bayou View Court

Theft
2900 block Bayou View Court

GLENWOOD BAYOU

Burglary of a Motor Vehicle
700 block Jasmine Street
600 block Oyster Creek Drive

Theft
400 block Jasmine Street

Sexual Assault
500 block Moore Street

NORTHSIDE APARTMENTS

BRAZOS CROSSING
Theft (@3)
Burglary of a Motor Vehicle
Burglary of a Habitation
Burglary of a Building
Motor Vehicle Theft
Aggravated Assault w/Deadly Weapon
Sexual Assault

AUDUBON WOODS I

Aggravated Assault w/Deadly Weapon
100 block Audubon Woods Drive

Theft
100 block Robin Trail
100 block Dove Trail

DAVIDSON-SLATER

Theft
200 block San Saba Street
2100 block West Mahan Street

SOUTHSIDE APARTMENTS

THE PARK AT THE BELLAGIO
Burglary of a Motor Vehicle (@5)
Theft (@2)

THE LODGE
Theft (@7)
Motor Vehicle Theft
Burglary of a Motor Vehicle
Aggravated Assault w/Deadly Weapon

THE LANDING
Motor Vehicle Theft
Theft (@3)
Burglary of a Motor Vehicle
Burglary of a Habitation
Sexual Assault



CRIMES COMPARED

2021 VS 2022

The Police, the Public, the Politicians & the Prevention District. All working together to make Richwood a safe place to WORK, UNWIND & ENJOY LIFE.

Violent crime *decreased* by 20% in 2022 as compared to 2021.



Violent Crime

Property crime *increased* by 59% in 2022 as compared to 2021.



Property Crime

What should be done in 2023?

POLICE: Reduce regular duty police efforts from high-frequency traffic enforcement on SH 288B and FM 2004 and redirect officers to instead engage in high-frequency preventative patrols in the residential areas; *especially the apartment complexes*. Use extra-duty and overtime opportunities to continue traffic enforcement on SH 288B and FM 2004 as funding permits.

PUBLIC: Secure property. Lock vehicle doors. Call the police when suspicious behavior is observed.

POLITICIANS: Support police endeavors to battle property crime in the residential areas of Richwood. Reevaluate the position that more traffic contacts means harder working police officers. Support any CCPD approved funding for crime prevention. Use community influence to encourage the public to safeguard their property and lock their vehicle doors.

CRIME CONTROL PREVENTION DISTRICT: Earmark funds specifically to address increase in property crime in the residential areas.



Let us now look at the total calls for service answered by the richwood police department in 2022 and compare those to 2021.

CITIZEN CALLS FOR SERVICE

Total Calls for Service:

The Richwood Police Department answered a total of 2,377 calls for service in the year 2021. In 2022, that number dropped by a few to 2,364.

#1 Call for Service:

The number one call for service for Richwood Police Officers in 2021 were Disorderly Conduct complaints. The RWPD answered 270 disturbance calls in 2021. In 2022, disturbance calls remained about the same at 269 calls for service and held the title of most calls for service.

#2 Call for Service:

Not much changed here either. The number two call for service for Richwood Police Officers in 2021 were Animal Complaints. The RWPD answered 225 animal complaint calls in 2021. In 2022, that number rose to 261.



ADDITIONAL CALLS FOR SERVICE

ITEMS OF INTEREST



FAMILY VIOLENCE
22 ASSAULT FV REPORTS TAKEN



RECKLESS DRIVER
99 CALLS FOR SERVICE
22 SELF INITIATED STOPS



CRIMINAL MISCHIEF
19 CALLS FOR SERVICE



CARE
DEATH INVESTIGATIONS
19 CALLS FOR SERVICE



285 SCHOOL CROSSINGS COVERED



LOUD MUSIC
62 CALLS FOR SERVICE



REPORT SUSPICIOUS ACTIVITY

299 SELF INITIATED SUSPICIOUS ACTIVITY INVESTIGATIONS
221 CITIZEN CALLS FOR SUSPICIOUS ACTIVITY INVESTIGATED



ANIMAL COMPLAINTS

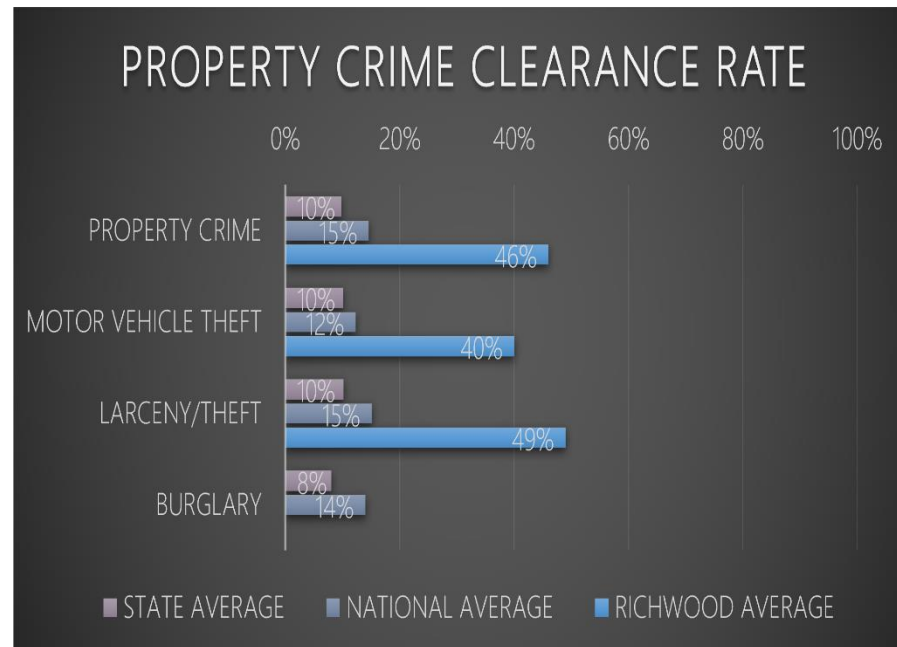
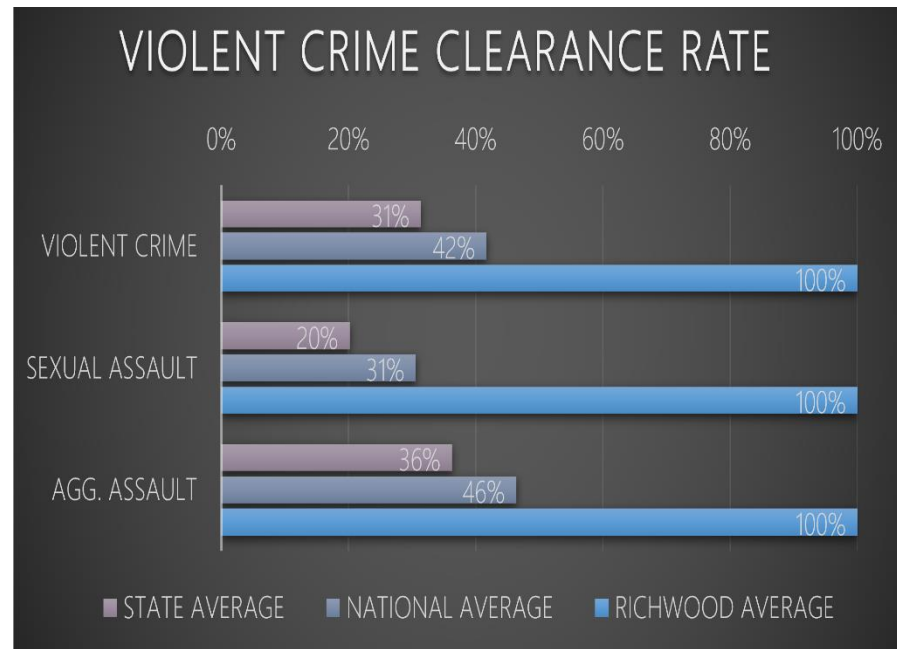


Investigative Breakdown:

A clearance rate refers to the number of cases that are solved by a particular law enforcement agency. It is one measure of an agency's skill and efficiency in solving crimes, but it is often used in conjunction with many other benchmarks if used at all. The clearance rate may be divided up in several different ways, including the type of crime being committed, or the seriousness of the crime. Clearance rates are not linked to convictions.

Law enforcement agencies clear a crime in one of two ways. The first way is when the perpetrator is identified, and a case is forwarded to the District Attorney's Office for prosecution. This scenario is how most cases are cleared, and how the clearance rate is typically impacted. The other way a case can be cleared is when a situation makes it impossible for police to arrest the perpetrator. This occurs in cases where the suspect has died, or where the victim may not be cooperative in the investigation and refuses to press charges.

In looking at the Richwood Police Department's clearance rates we see that violent crime has a 100% clearance rate while property crime has a 46% clearance rate.



A Decade of Crime in Richwood

Let us now look at ten years of reported crime within the City of Richwood.

According to the experts, the best way to view social harms is by looking at 5 or 10 years of historical data and comparing that average to the most recent year. In doing so, one takes any unusual increases or decreases, which might occur in a certain year, out of consideration leaving a more realistic view of how social harms have evolved in a community. That is what we have done here. First, we will list the last ten years, each year individually, and we will look at the reported crime numbers for that year. Towards the end, we will average reported crime for the ten-year period and compare that to the most recent year.



Violent & Property CRIME COMPARISON 2013 to 2014

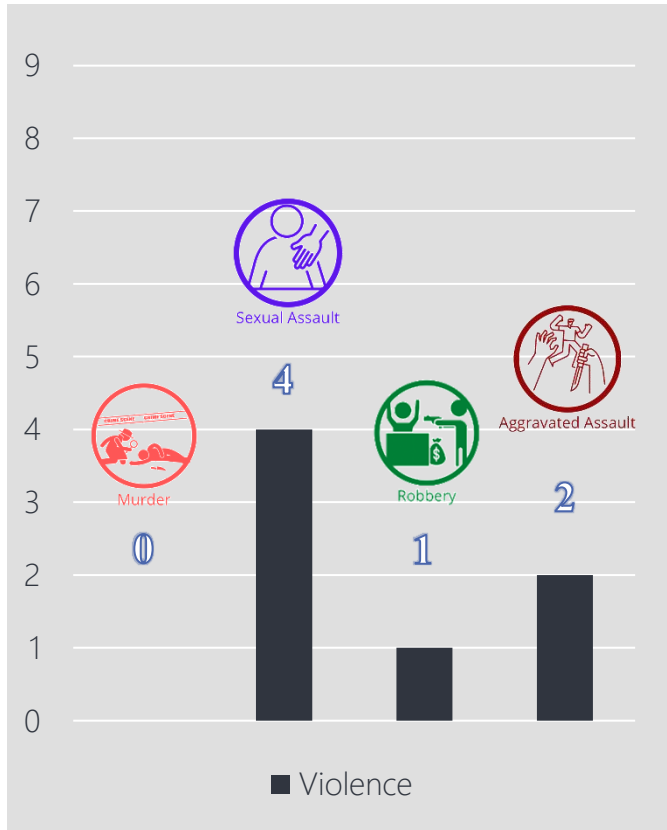


2013 VIOLENT AND PROPERTY CRIME COMBINED



VIOLENT
CRIME

10%



Violent crime is classified as Homicide, Sexual Assault, Robbery, and Aggravated Assault.



PROPERTY
CRIME

90%

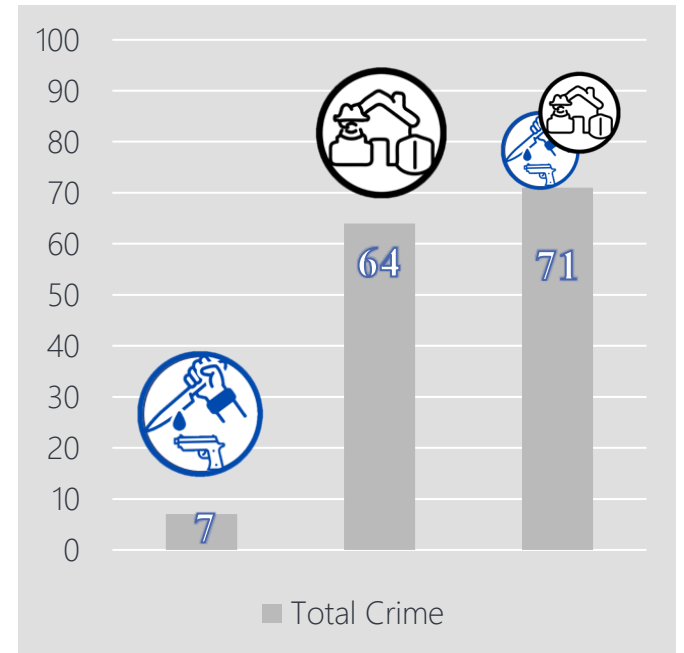


Property crime is classified as Burglary, Larceny/Theft, and Motor Vehicle theft. Although vehicle burglary is classified as a larceny/theft it is listed due to relevance in Richwood.



VIOLENT &
PROPERTY
CRIME

100%



Combining violent and property crime provides a wholistic view of criminality in Richwood, Texas.

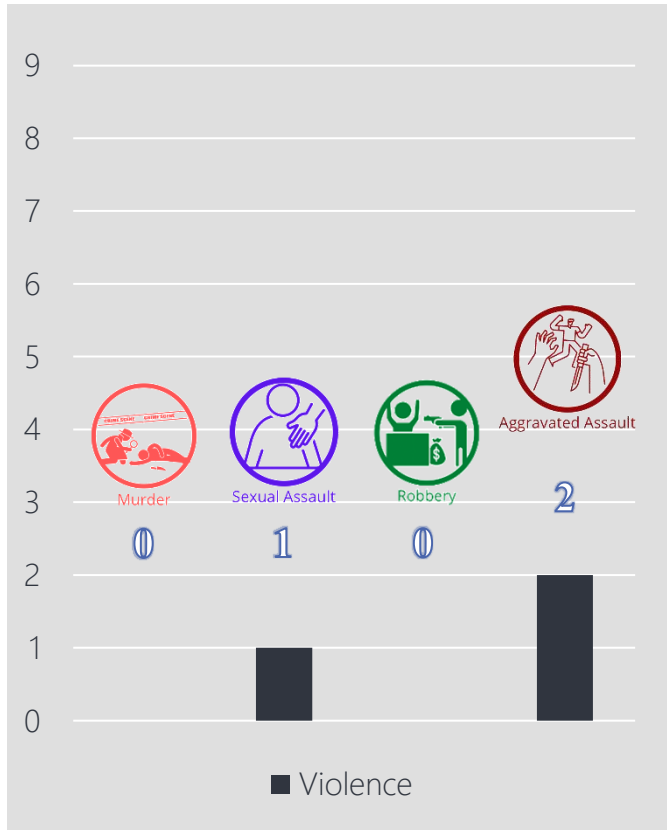


2014 VIOLENT AND PROPERTY CRIME COMBINED



VIOLENT
CRIME

5%



Violent crime is classified as Homicide, Sexual Assault, Robbery, and Aggravated Assault.



PROPERTY
CRIME

95%

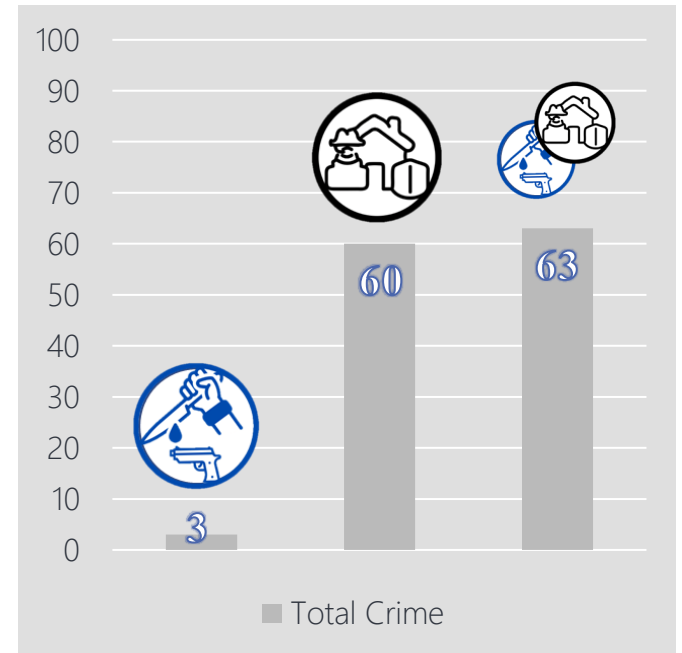


Property crime is classified as Burglary, Larceny/Theft, and Motor Vehicle theft. Although vehicle burglary is classified as a larceny/theft it is listed due to relevance in Richwood.



VIOLENT &
PROPERTY
CRIME

100%



Combining violent and property crime provides a wholistic view of criminality in Richwood, Texas.



2013 compared to 2014

Looking at the categories of violent crime and property crime separately, we see the following trends emerge:

**Violent crime decreased by 57%
in 2014 as compared to 2013.**

So, what happened? The homicide rate remained unchanged. Sexual Assaults dropped by three (3) cases, and Aggravated Assaults remained unchanged. The increase was the results of a single event; a verbal disturbance, involving alcohol, at a residence, that turned violent, and involved weapons.



Violent Crime



Property Crime


**Property crime decreased by 6%
in 2014 as compared to 2013.**

So, what happened? Burglaries dropped by twenty-six (26) cases, Larceny/Theft cases increased by six (6) cases, motor vehicle burglaries increased by fifteen (15), and Motor Vehicle Thefts increased by one (1) case. So, this impressive reduction is mostly linked to a considerable reduction in larceny/theft cases.

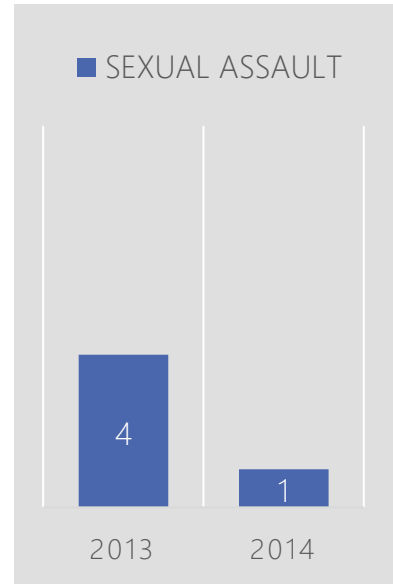


VIOLENT CRIME YEAR TO YEAR COMPARISON

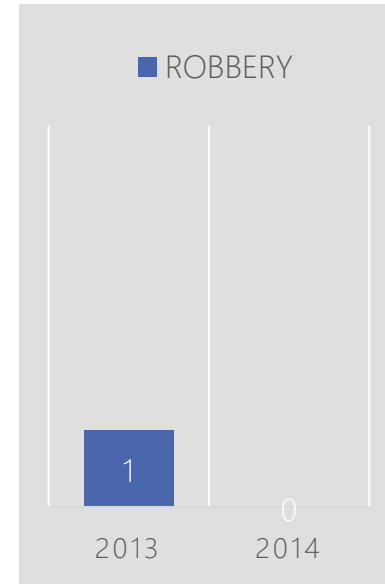
2013 - 2014



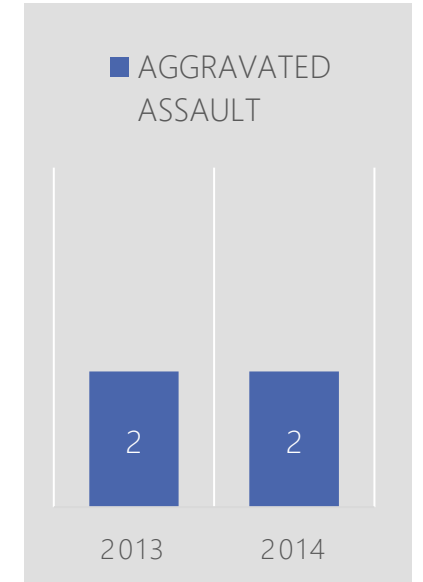
Unchanged
as compared to 2013



Down 75%
as compared to 2013



Down 100%
as compared to 2013

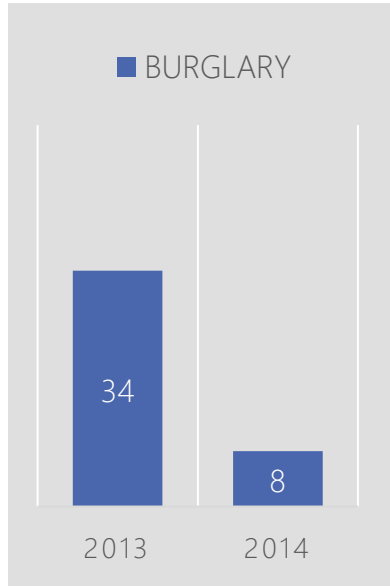


Unchanged
as compared to 2013

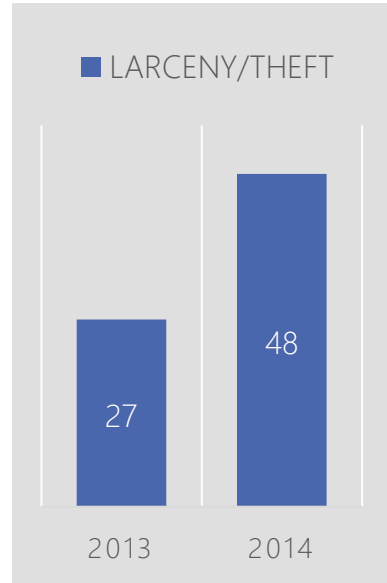


PROPERTY CRIME YEAR TO YEAR COMPARISON

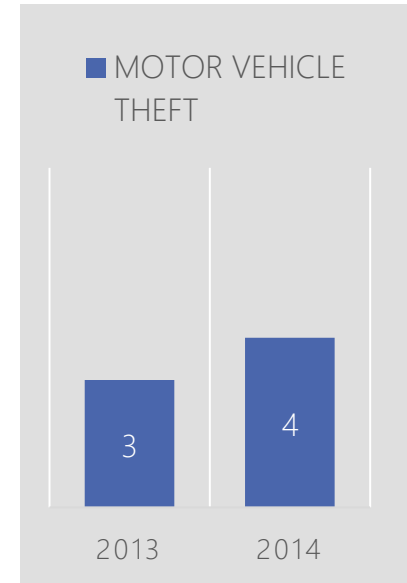
2013 - 2014



Down 76%
as compared to 2013



Up 78%
as compared to 2013



Up 33%
as compared to 2013



Violent & Property CRIME COMPARISON **2014 to 2015**

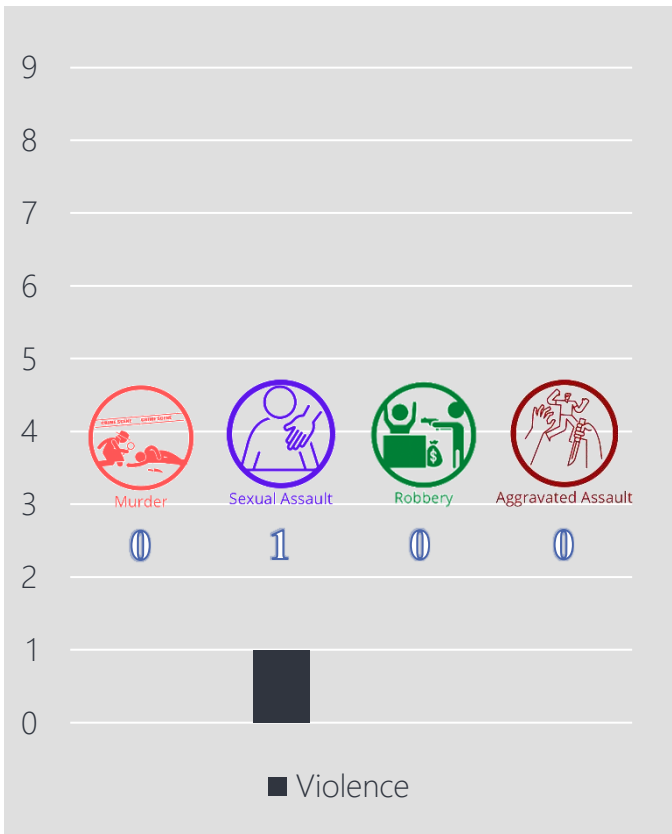


2015 VIOLENT AND PROPERTY CRIME COMBINED



VIOLENT
CRIME

2%



Violent crime is classified as Homicide, Sexual Assault, Robbery, and Aggravated Assault.



PROPERTY
CRIME

98%

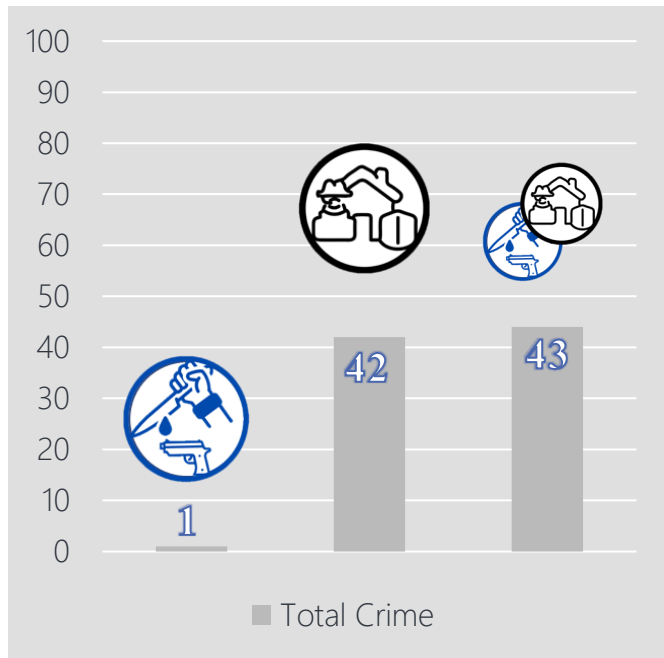


Property crime is classified as Burglary, Larceny/Theft, and Motor Vehicle theft. Although vehicle burglary is classified as a larceny/theft it is listed due to relevance in Richwood.



VIOLENT &
PROPERTY
CRIME

100%



Combining violent and property crime provides a wholistic view of criminality in Richwood, Texas.



2014 compared to 2015

Looking at the categories of violent crime and property crime separately, we see the following trends emerge:

**Violent crime decreased by 67%
in 2015 as compared to 2014.**

So, what happened? The homicide rate and Sexual Assaults remained unchanged., and Aggravated Assaults dropped by two (2) cases.



Violent Crime



Property Crime


**Property crime decreased by 30%
in 2015 as compared to 2014.**

Burglaries increased by six (6) cases, Larceny/Theft cases dropped by six (6) cases, motor vehicle burglaries dropped by eighteen (18), and Motor Vehicle remained unchanged.




VIOLENT CRIME YEAR TO YEAR COMPARISON

2014 - 2015




Unchanged

as compared to 2014



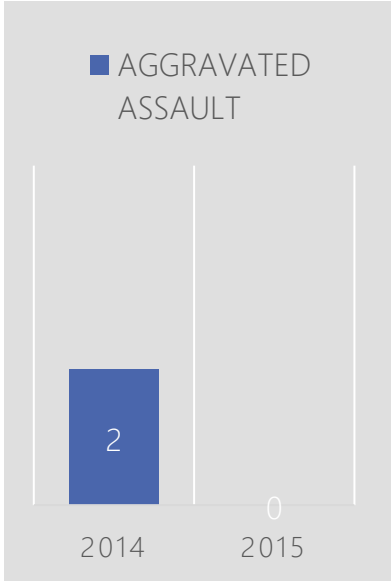
Unchanged

as compared to 2014



Unchanged

as compared to 2014



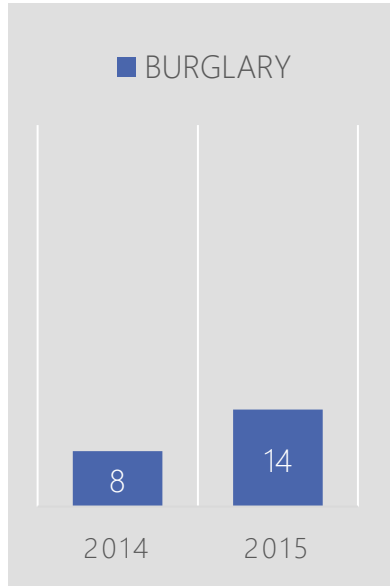
Down 100%

as compared to 2014

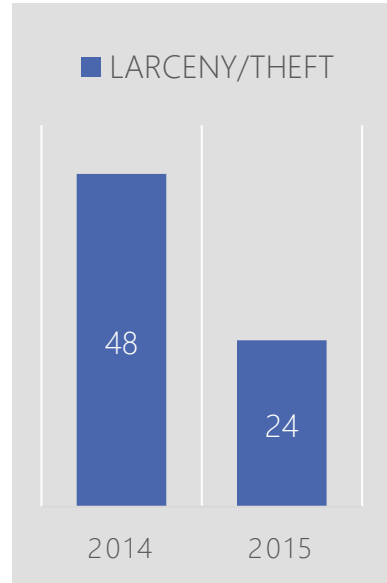


PROPERTY CRIME YEAR TO YEAR COMPARISON

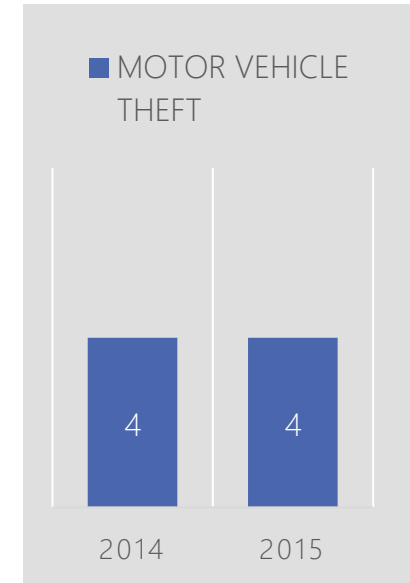
2014 - 2015



Up 75%
as compared to 2014



Down 50%
as compared to 2014



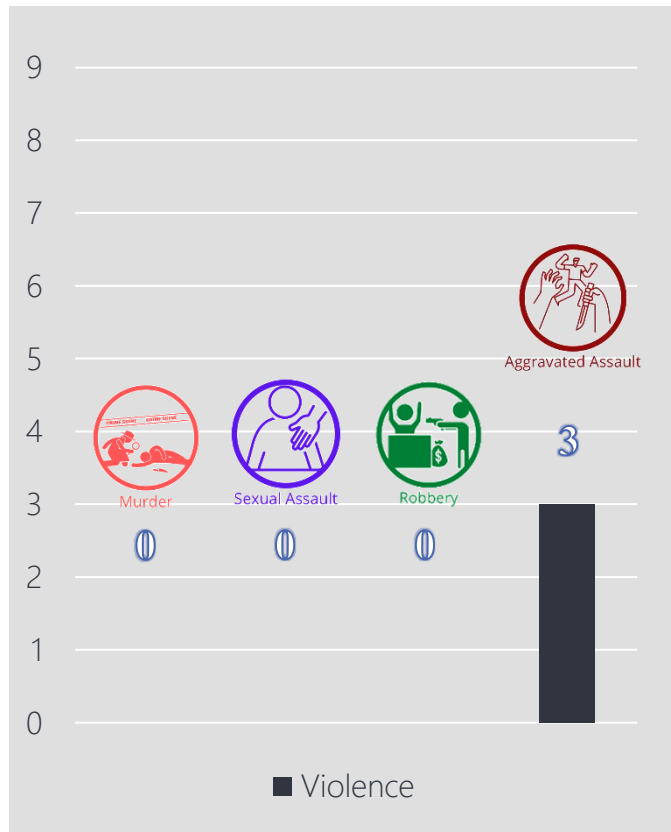
Up 33%
as compared to 2014



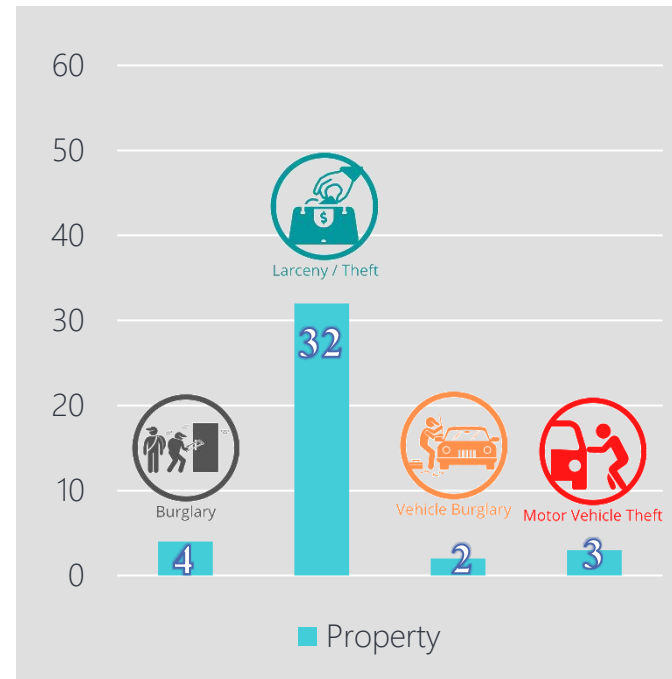
Violent & Property
CRIME COMPARISON
2015 to 2016



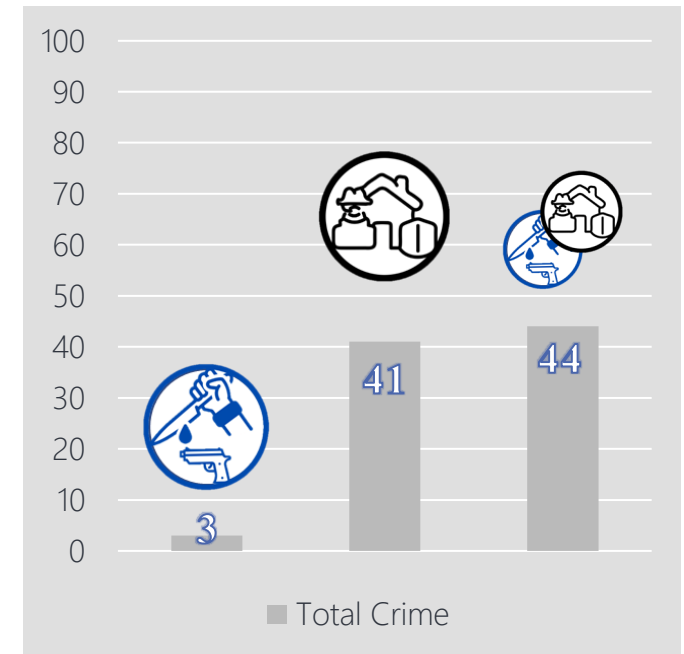
2016 VIOLENT AND PROPERTY CRIME COMBINED



Violent crime is classified as Homicide, Sexual Assault, Robbery, and Aggravated Assault.



Property crime is classified as Burglary, Larceny/Theft, and Motor Vehicle theft. Although vehicle burglary is classified as a larceny/theft it is listed due to relevance in Richwood.



Combining violent and property crime provides a wholistic view of criminality in Richwood, Texas.



2015 compared to 2016

Looking at the categories of violent crime and property crime separately, we see the following trends emerge:

Violent crime increased by 200% in 2016 as compared to 2015.

So, what happened? The homicide rate remained unchanged. Sexual Assaults dropped by one (1) case to zero, but Aggravated Assaults climbed by three (3) cases.



Violent Crime



Property Crime


Property crime decreased by 2% in 2016 as compared to 2015.

Burglaries dropped by ten (10) cases, Larceny/Theft cases increased by ten (10), motor vehicle burglaries remained unchanged, and Motor Vehicle Thefts decreased by one (1) case. So, Larceny/Thefts and Burglaries balanced each other out, therefore the reduction can be credited to the decrease of one Motor Vehicle Theft case.




VIOLENT CRIME YEAR TO YEAR COMPARISON

2015 - 2016




Unchanged

as compared to 2015



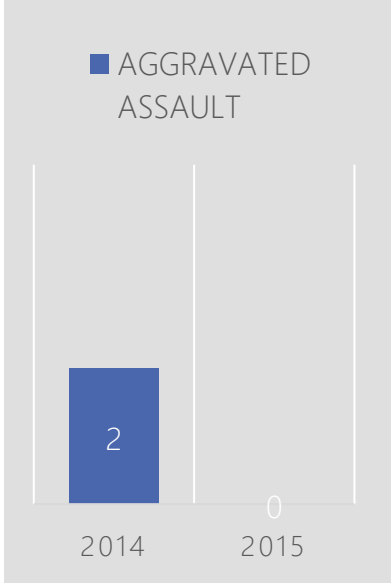
Down 100%

as compared to 2015



Unchanged

as compared to 2015



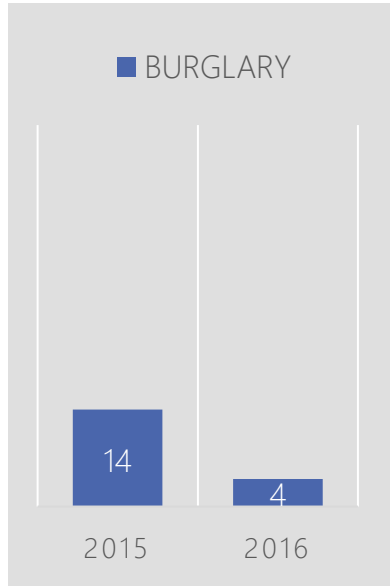
Down 100%

as compared to 2015

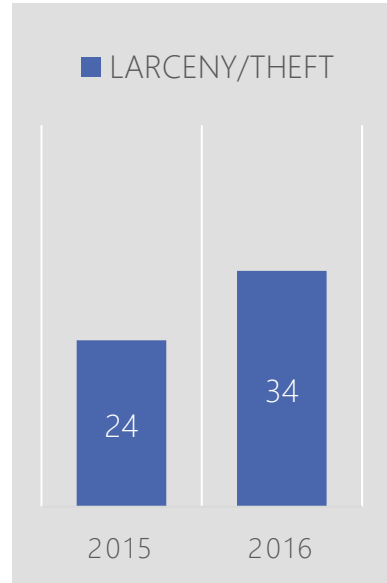


PROPERTY CRIME YEAR TO YEAR COMPARISON

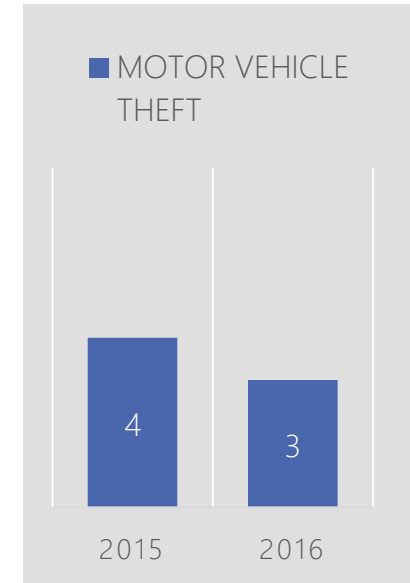
2015 - 2016



Down 71%
as compared to 2015



Up 42%
as compared to 2015



Down 25%
as compared to 2015

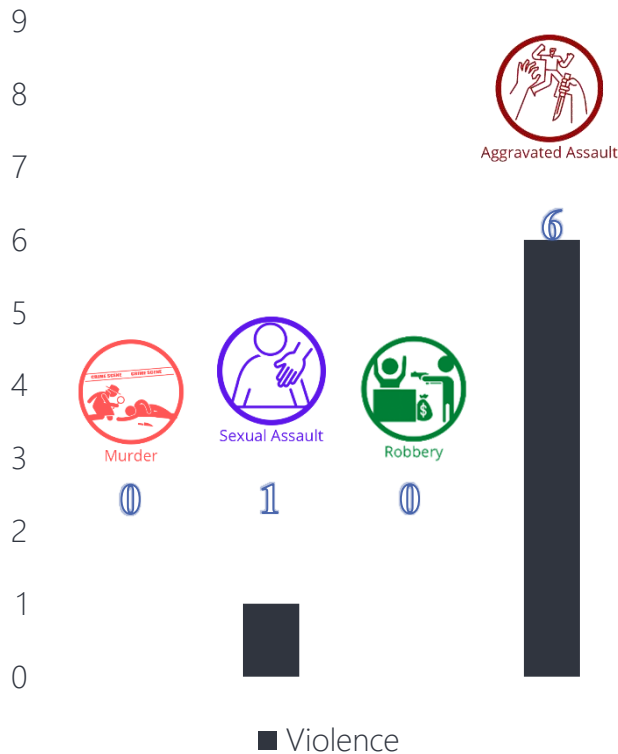




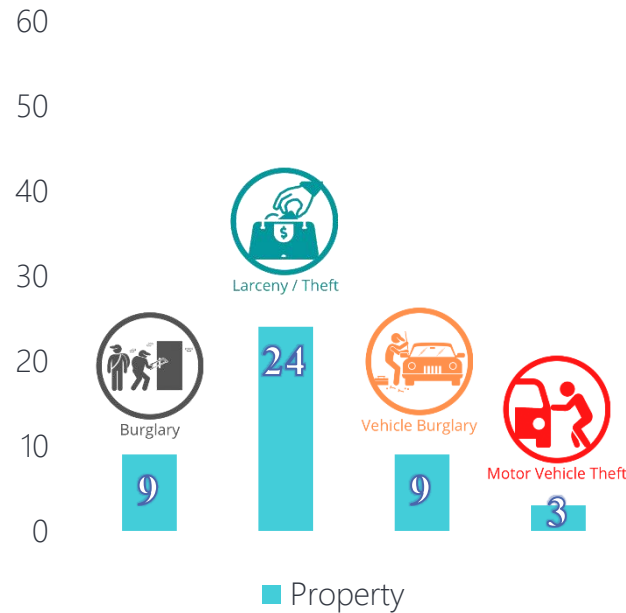
Violent & Property CRIME COMPARISON **2016 to 2017**



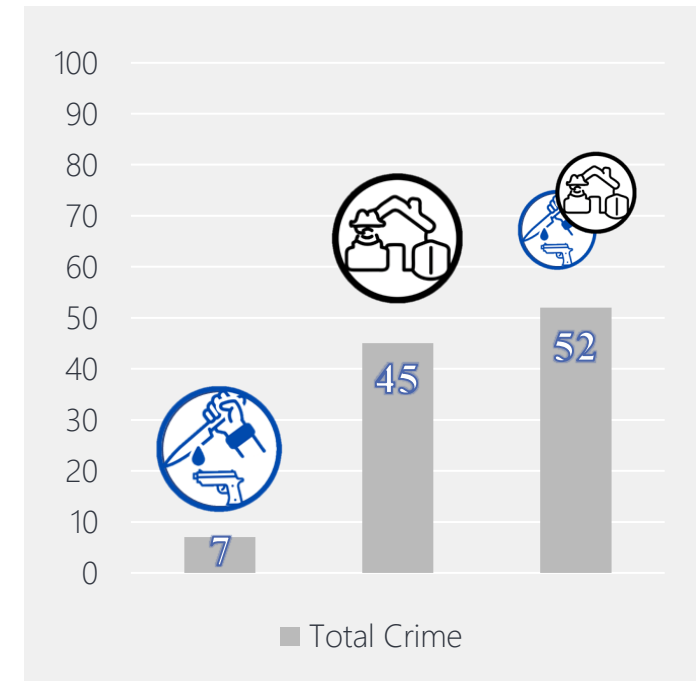
2017 VIOLENT AND PROPERTY CRIME COMBINED



Violent crime is classified as Homicide, Sexual Assault, Robbery, and Aggravated Assault.



Property crime is classified as Burglary, Larceny/Theft, and Motor Vehicle theft. Although vehicle burglary is classified as a larceny/theft it is listed due to relevance in Richwood.



Combining violent and property crime provides a wholistic view of criminality in Richwood, Texas.



2016 compared to 2017

Looking at the categories of violent crime and property crime separately, we see the following trends emerge:

**Violent crime increased by 133%
in 2017 as compared to 2016.**

So, what happened? The homicide rate remained unchanged. Sexual Assaults increased by one (1) case, but Aggravated Assaults climbed by three (3) cases.



Violent Crime



Property Crime


**Property crime increased by 10%
in 2017 as compared to 2016.**

Burglaries increased by five (5) cases, Larceny/Theft cases dropped by eight (8) cases, Motor Vehicle Burglaries increased by seven (7) cases, while Motor Vehicle Thefts remained unchanged.




VIOLENT CRIME YEAR TO YEAR COMPARISON

2016 - 2017




Unchanged

as compared to 2016



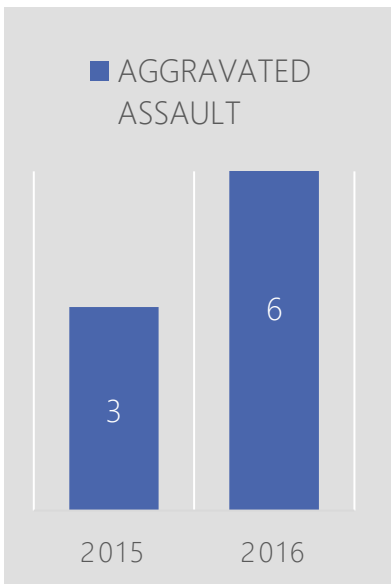
Up 100%

as compared to 2016



Unchanged

as compared to 2016



Up 100%

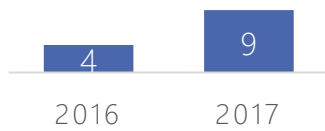
as compared to 2016



PROPERTY CRIME YEAR TO YEAR COMPARISON

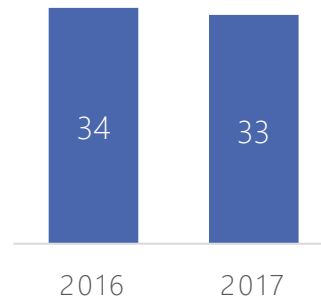
2016 - 2017

■ BURGLARY



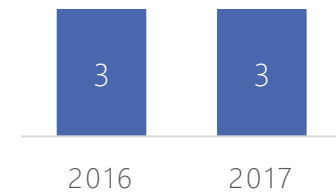
Up 125%
as compared to 2016

■ LARCENY/THEFT



Down 3%
as compared to 2016

■ MOTOR VEHICLE THEFT



Unchanged
as compared to 2016





Violent & Property CRIME COMPARISON 2017 to 2018

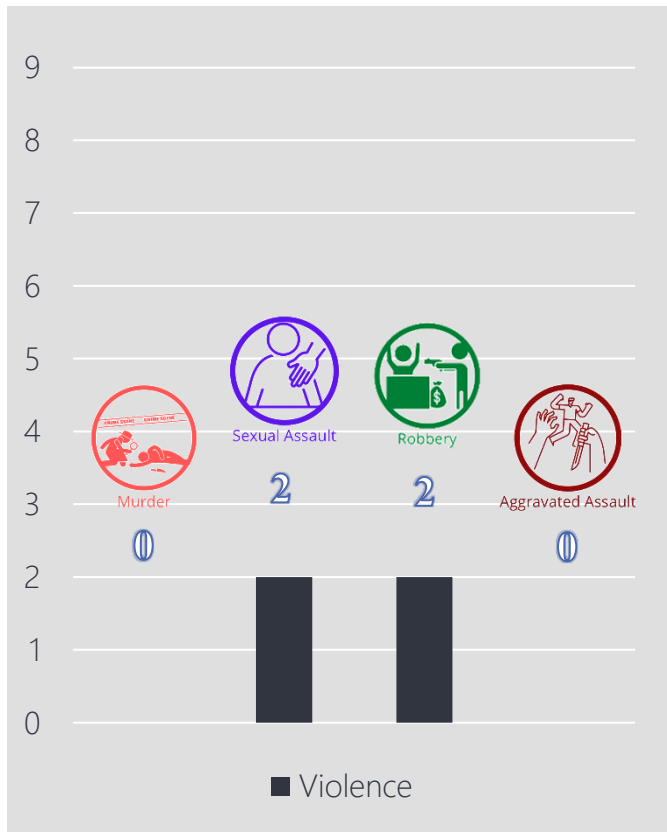


2018 VIOLENT AND PROPERTY CRIME COMBINED



VIOLENT
CRIME

7%



Violent crime is classified as Homicide, Sexual Assault, Robbery, and Aggravated Assault.



PROPERTY
CRIME

93%

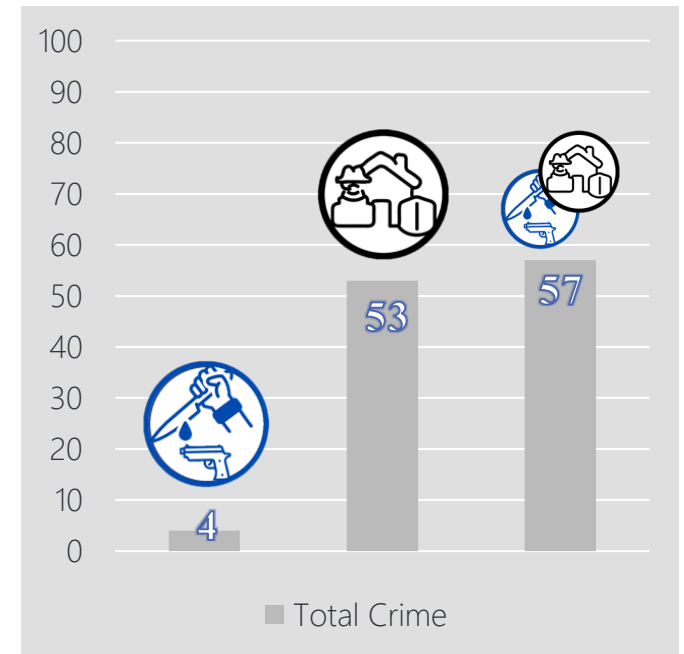


Property crime is classified as Burglary, Larceny/Theft, and Motor Vehicle theft. Although vehicle burglary is classified as a larceny/theft it is listed due to relevance in Richwood.



VIOLENT &
PROPERTY
CRIME

100%



Combining violent and property crime provides a wholistic view of criminality in Richwood, Texas.



2017 compared to 2018

Looking at the categories of violent crime and property crime separately, we see the following trends emerge:

**Violent crime decreased by 43%
in 2018 as compared to 2017.**



Violent Crime

So, what happened? The homicide rate remained unchanged. Sexual Assaults increased by one (1) case, Robberies increased by two (2) cases, and Aggravated Assaults dropped by six (6) cases, to zero. The increase was the result of a single event; a verbal disturbance, involving alcohol, at a residence, that turned violent, and involved weapons.



Property Crime


**Property crime increased by 18%
in 2018 as compared to 2017.**

Burglaries dropped by two (2) cases, Larceny/Theft cases increased by eighteen (18), Motor Vehicle Burglaries increased by thirteen (13) and Motor Vehicle Thefts increased by one (1) case.



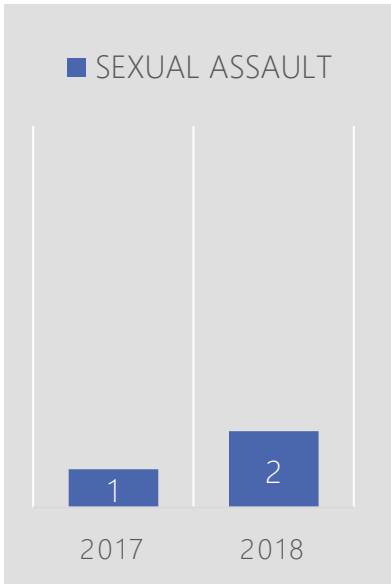
VIOLENT CRIME YEAR TO YEAR COMPARISON

2017 - 2018



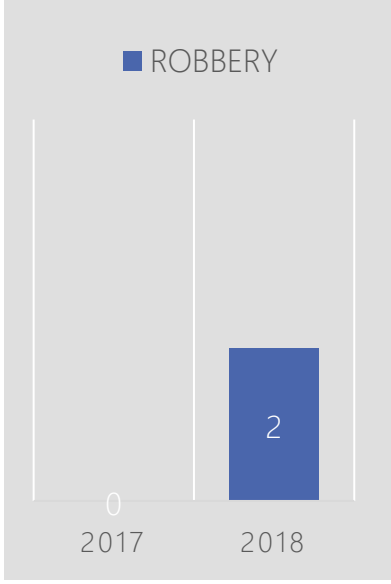
Unchanged

as compared to 2017



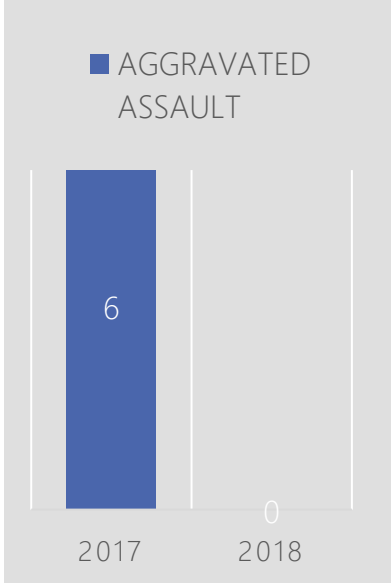
Up 50%

as compared to 2017



Incalculable

as compared to 2017



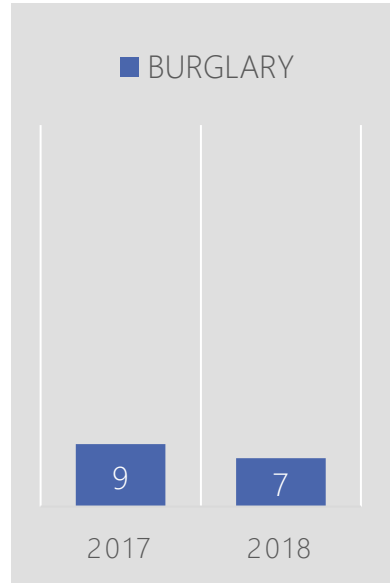
Down 100%

as compared to 2017

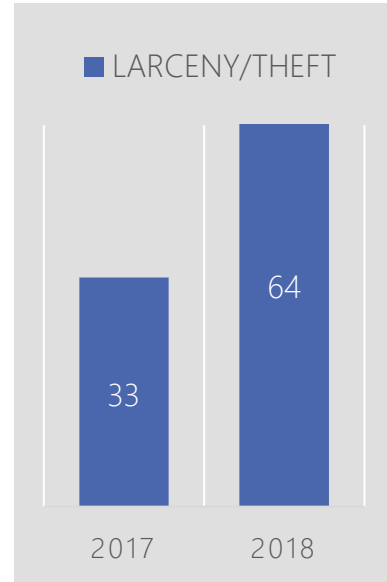


PROPERTY CRIME YEAR TO YEAR COMPARISON

2017 - 2018



Down 22%
as compared to 2017

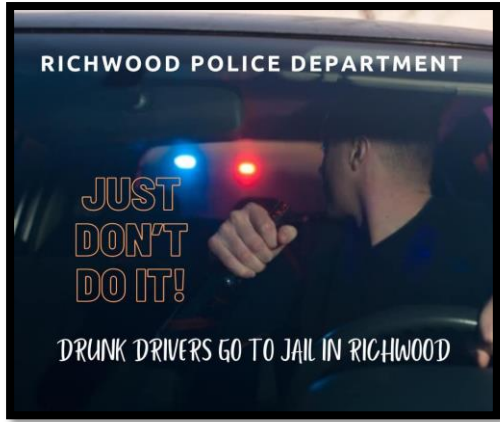


Up 94%
as compared to 2017



Up 33%
as compared to 2017





Violent & Property CRIME COMPARISON **2018 to 2019**

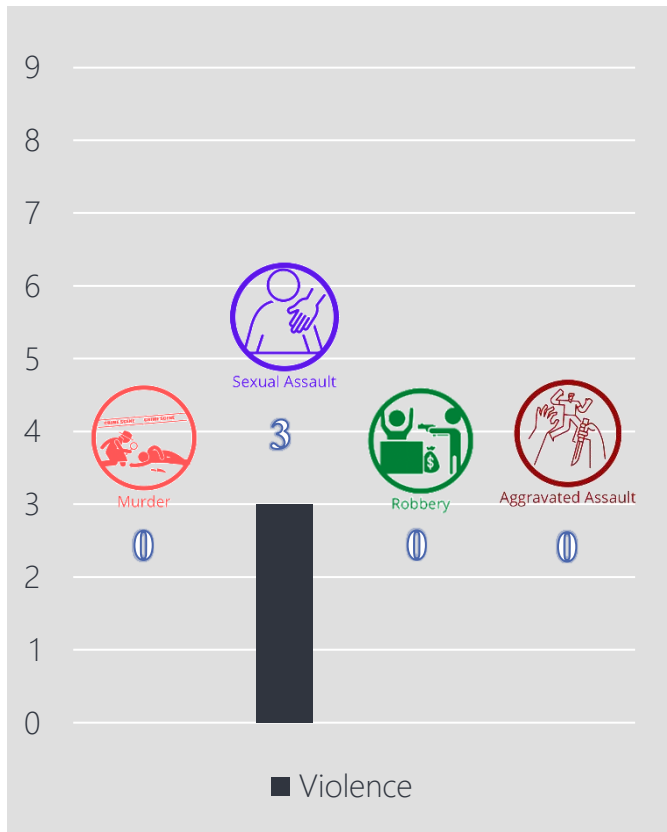


2019 VIOLENT AND PROPERTY CRIME COMBINED



VIOLENT
CRIME

4%

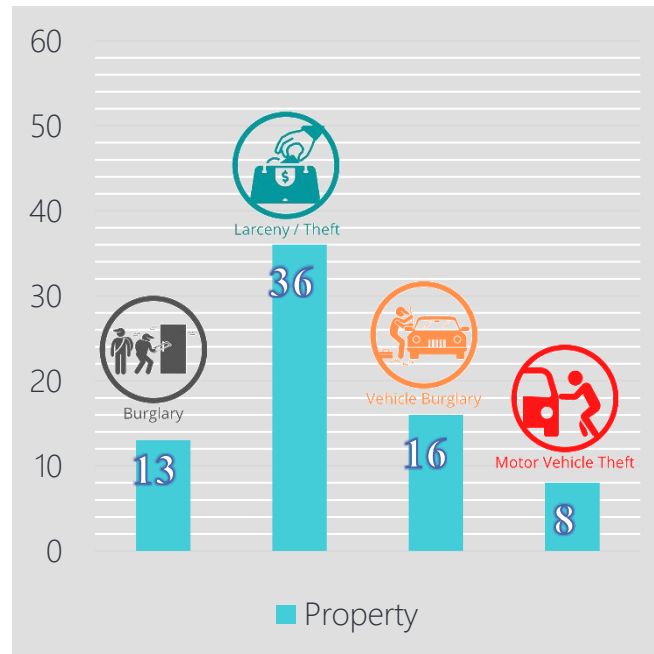


Violent crime is classified as Homicide, Sexual Assault, Robbery, and Aggravated Assault.



PROPERTY
CRIME

96%

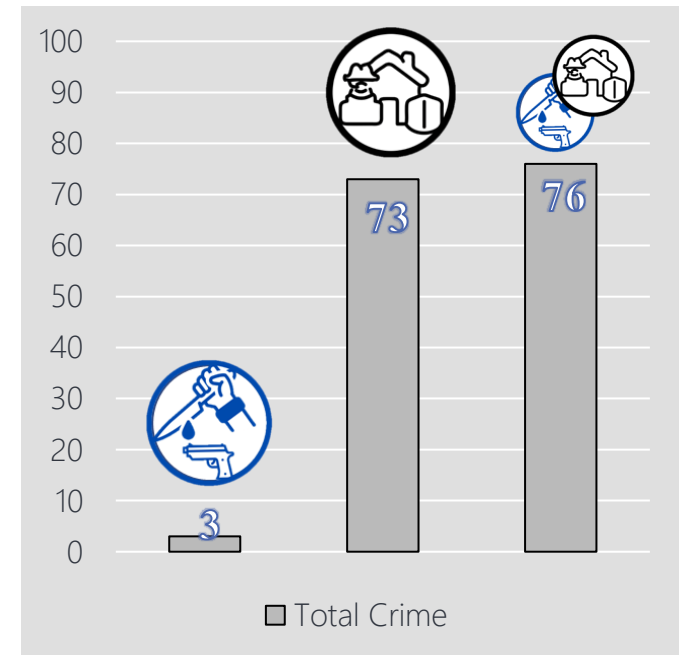


Property crime is classified as Burglary, Larceny/Theft, and Motor Vehicle theft. Although vehicle burglary is classified as a larceny/theft it is listed due to relevance in Richwood.



VIOLENT &
PROPERTY
CRIME

100%



Combining violent and property crime provides a wholistic view of criminality in Richwood, Texas.



2018 compared to 2019

Looking at the categories of violent crime and property crime separately, we see the following trends emerge:

Violent crime decreased by 25% in 2019 as compared to 2018.



Violent Crime

So, what happened? The homicide rate remained unchanged. Sexual Assaults increased by one (1) case, Robberies dropped by two (2) cases, to zero, and Aggravated Assaults remained unchanged.



Property Crime


Property crime increased by 38% in 2019 as compared to 2018.

Burglaries increased by six (6) cases, Larceny/Theft cases dropped by six (6) cases, Motor Vehicle Burglaries dropped by six (6) cases, and Motor Vehicle Thefts increased by four (4) cases.



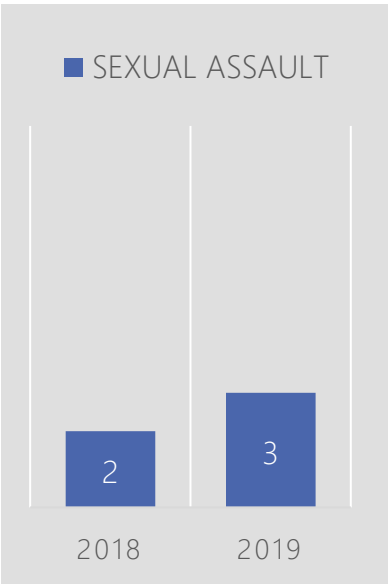
VIOLENT CRIME YEAR TO YEAR COMPARISON

2018 - 2019



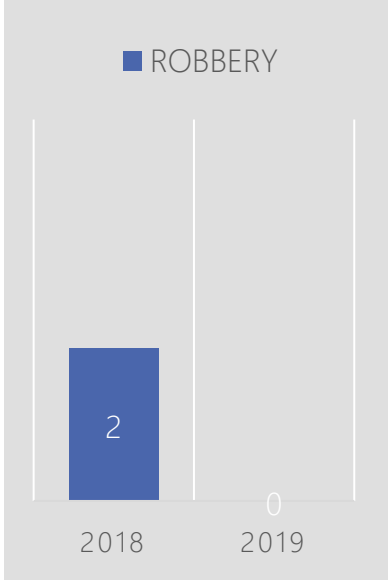
Unchanged

as compared to 2018




Up 50%

as compared to 2018



Down 100%

as compared to 2018



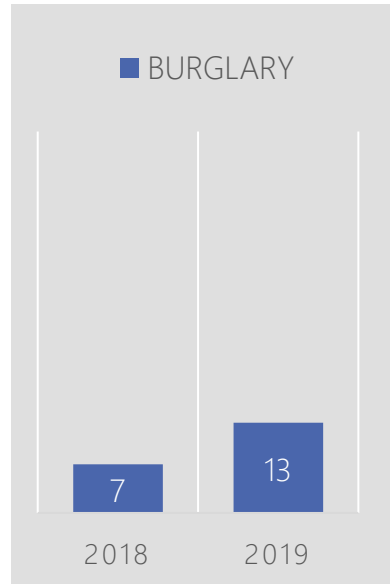
Unchanged

as compared to 2018

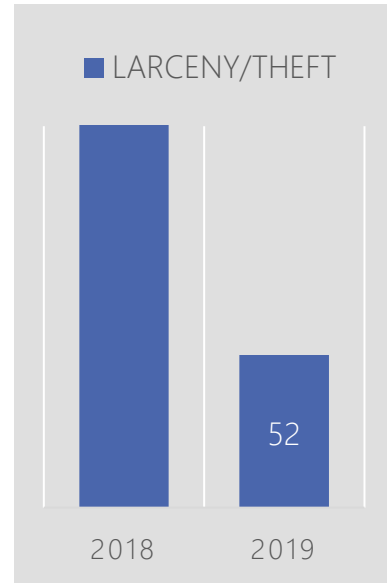


PROPERTY CRIME YEAR TO YEAR COMPARISON

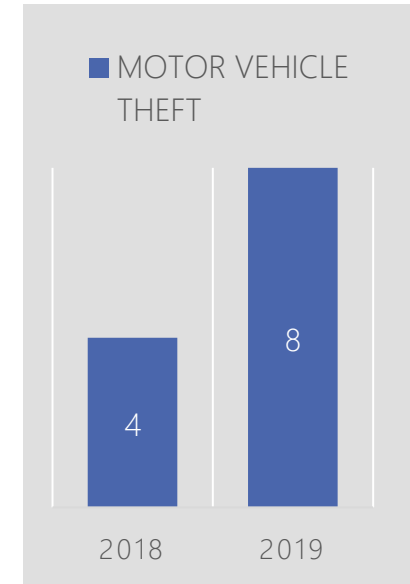
2018 - 2019




Up 86%
as compared to 2018



Down 19%
as compared to 2018



Up 100%
as compared to 2018





Violent & Property CRIME COMPARISON 2019 to 2020

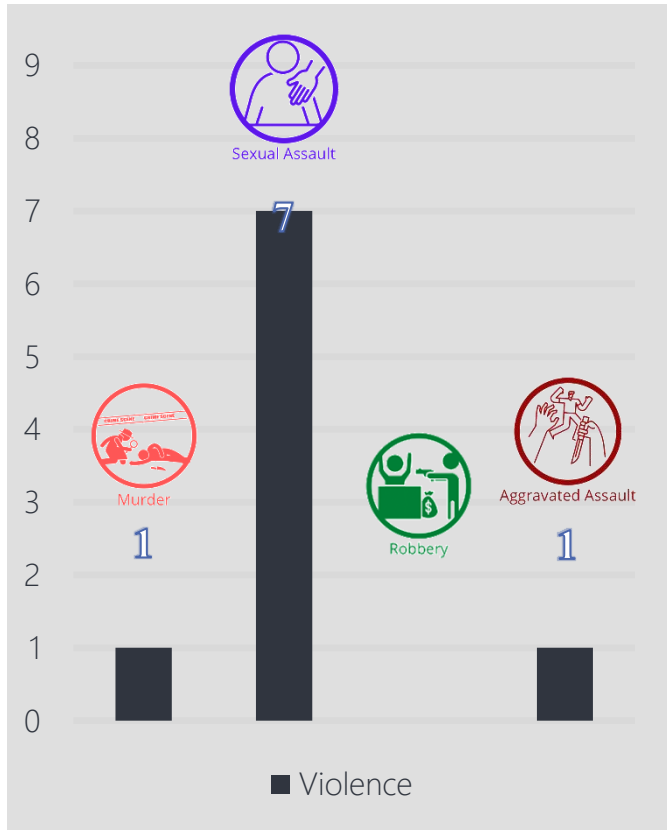


2020 VIOLENT AND PROPERTY CRIME COMBINED



VIOLENT
CRIME

13%



Violent crime is classified as Homicide, Sexual Assault, Robbery, and Aggravated Assault.



PROPERTY
CRIME

87%



Property crime is classified as Burglary, Larceny/Theft, and Motor Vehicle theft. Although vehicle burglary is classified as a larceny/theft it is listed due to relevance in Richwood.



VIOLENT &
PROPERTY
CRIME

100%



Combining violent and property crime provides a wholistic view of criminality in Richwood, Texas.



2019 compared to 2020

Looking at the categories of violent crime and property crime separately, we see the following trends emerge:

Violent crime increased by 200% in 2020 as compared to 2019.

So, what happened? Homicides increased by one (1) case. Sexual Assaults increased by four (4) cases, and Aggravated Assaults climbed by one (1) case.



Violent Crime



Property Crime

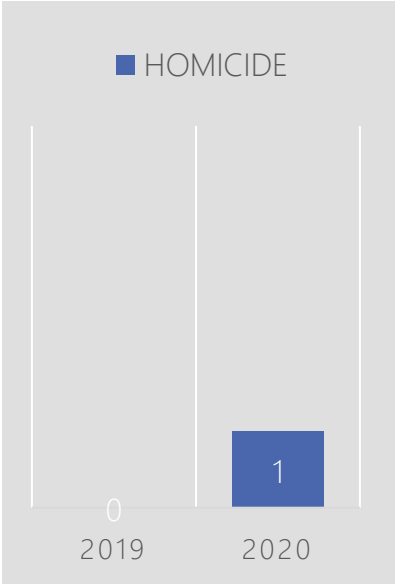
Property crime decreased by 18% in 2020 as compared to 2019.

Burglaries dropped by nine (9) cases, Larceny/Theft cases dropped by six (6) cases, Motor Vehicle Burglaries increased by six (6) cases, and Motor Vehicle Thefts decreased by four (4) cases.



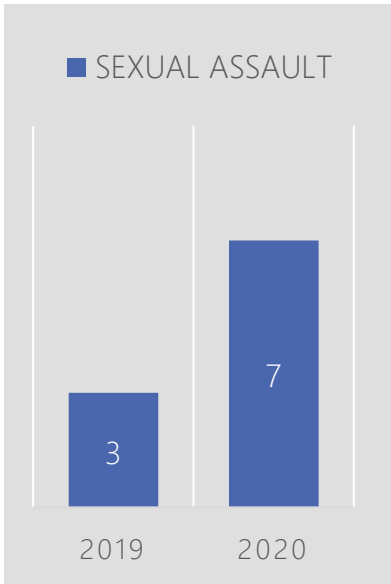
VIOLENT CRIME YEAR TO YEAR COMPARISON

2019 - 2020




Incalculable

as compared to 2019



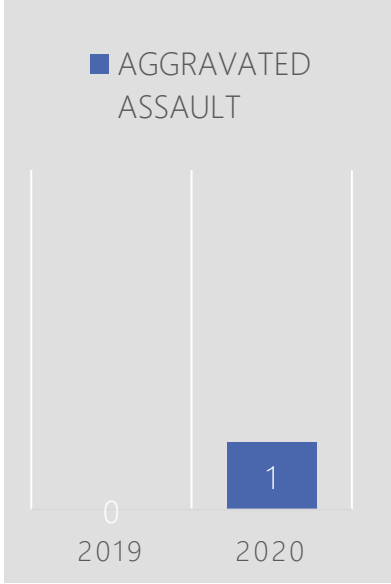
Up 133%

as compared to 2019



Unchanged

as compared to 2019



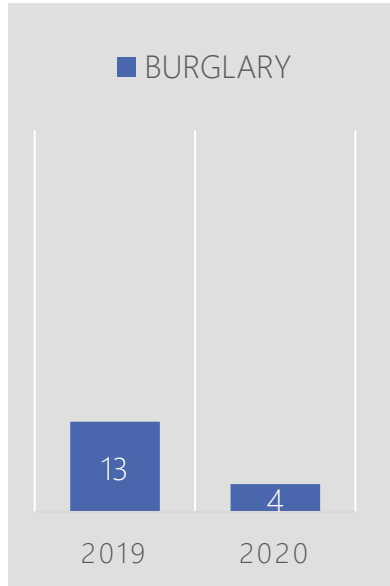
Incalculable

as compared to 2019



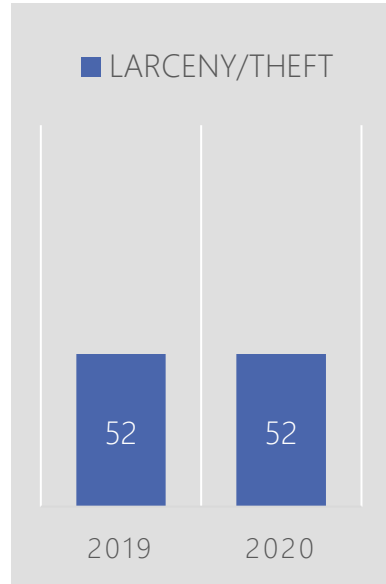
PROPERTY CRIME YEAR TO YEAR COMPARISON

2019 - 2020



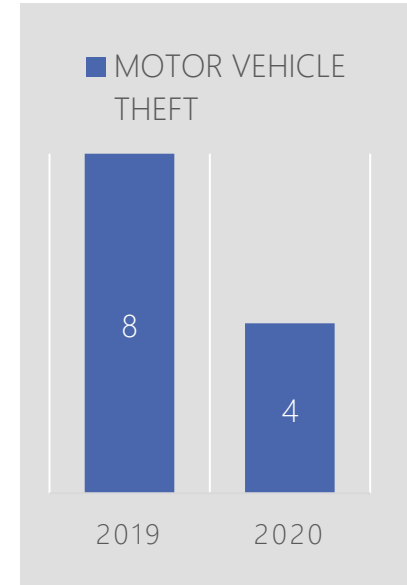
Down 69%

as compared to 2019



Unchanged

as compared to 2019



Down 50%

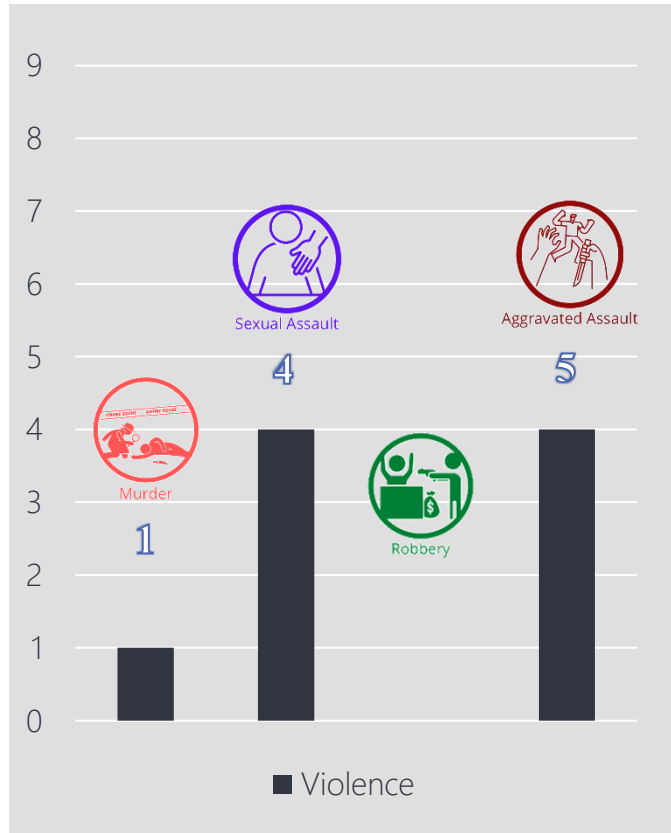
as compared to 2019



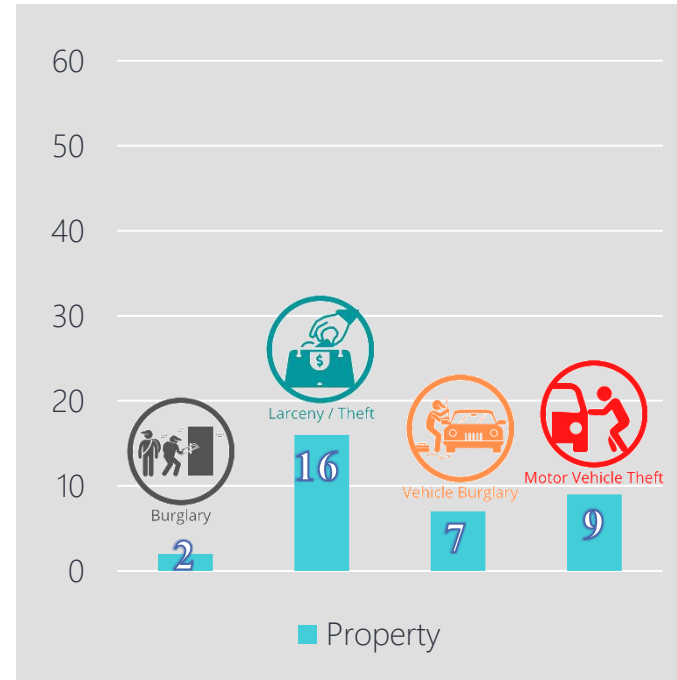
Violent & Property CRIME COMPARISON 2020 to 2021



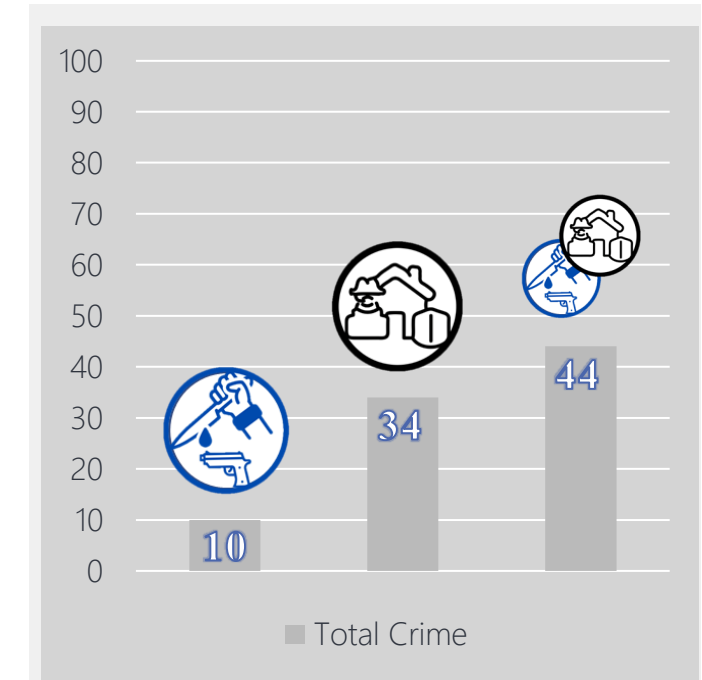
2021 VIOLENT AND PROPERTY CRIME COMBINED



Violent crime is classified as Homicide, Sexual Assault, Robbery, and Aggravated Assault.



Property crime is classified as Burglary, Larceny/Theft, and Motor Vehicle theft. Although vehicle burglary is classified as a larceny/theft it is listed due to relevance in Richwood.



Combining violent and property crime provides a wholistic view of criminality in Richwood, Texas.



2020 compared to 2021

Looking at the categories of violent crime and property crime separately, we see the following trends emerge:

Violent crime increased by 11% in 2021 as compared to 2020.

So, what happened? The homicide rate remained unchanged. Sexual Assaults dropped by three (3) cases, but Aggravated Assaults climbed by four (4) cases. The increase was the results of a single event; a verbal disturbance, involving alcohol, at a residence, that turned violent, and involved weapons.



Violent Crime



Property Crime

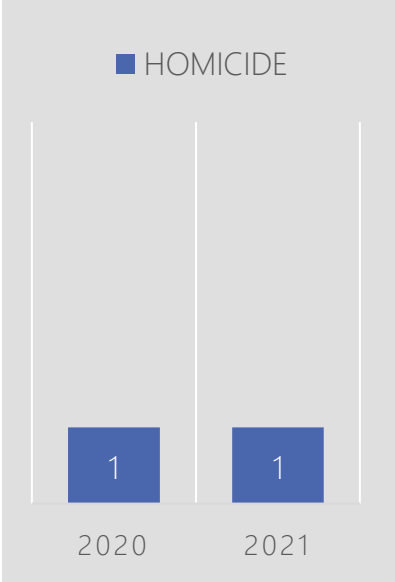
Property crime decreased by 43% in 2021 as compared to 2020.

Now that is good news by anyone's standards. Burglaries dropped by two (2) cases, Larceny/Theft cases dropped by twenty-nine (29), but Motor Vehicle Thefts increased by five (5) cases. So, this impressive reduction is mostly linked to a considerable reduction in larceny/theft cases.

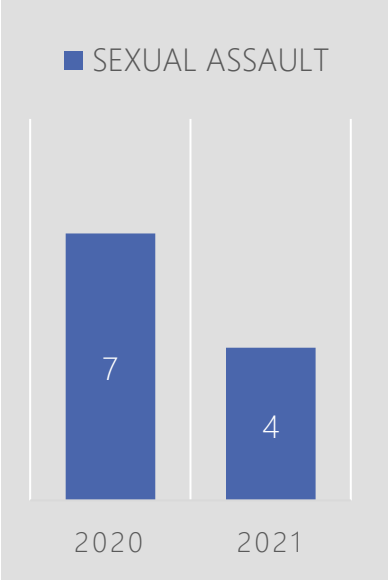


VIOLENT CRIME YEAR TO YEAR COMPARISON


2020 - 2021



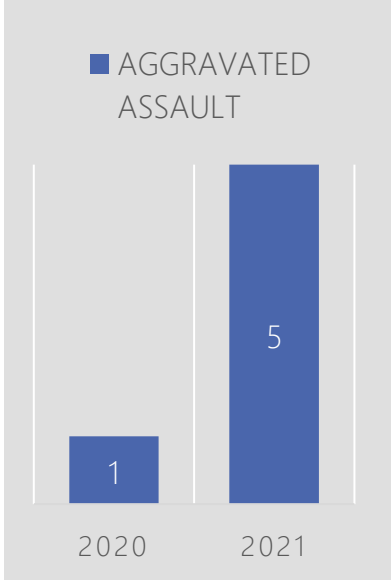
Unchanged



Down 42.8%
as compared to 2020



Unchanged

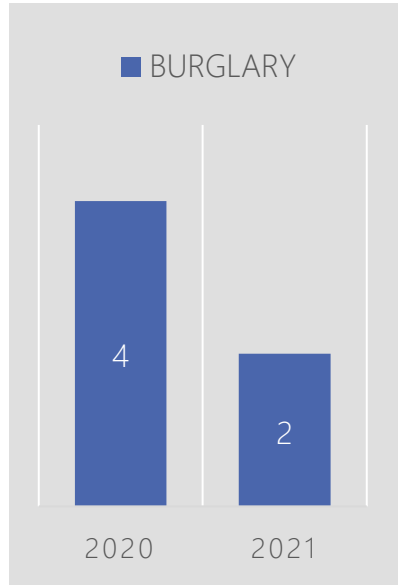


Up 400%
as compared to 2020



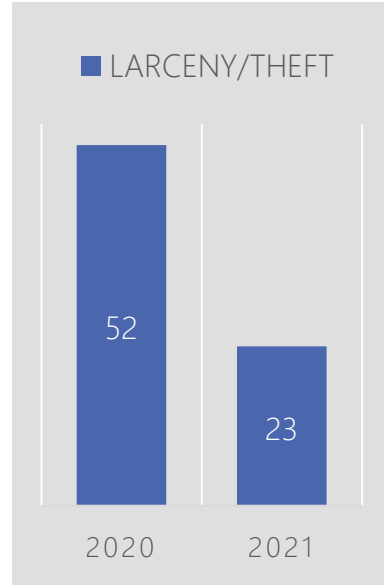
PROPERTY CRIME YEAR TO YEAR COMPARISON

2020 - 2021



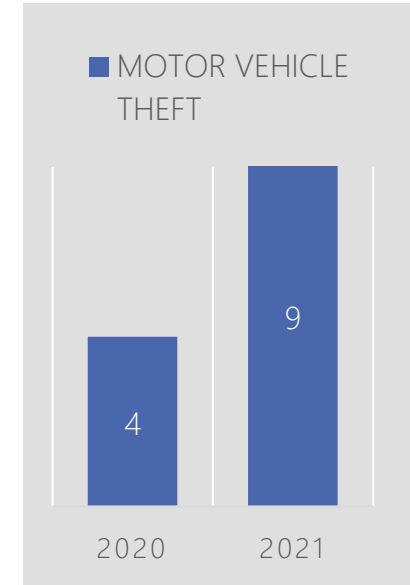
Down 50%

as compared to 2020



Down 55.7%

as compared to 2020



Up 125%

as compared to 2020





Violent & Property CRIME COMPARISON 2021 to 2022

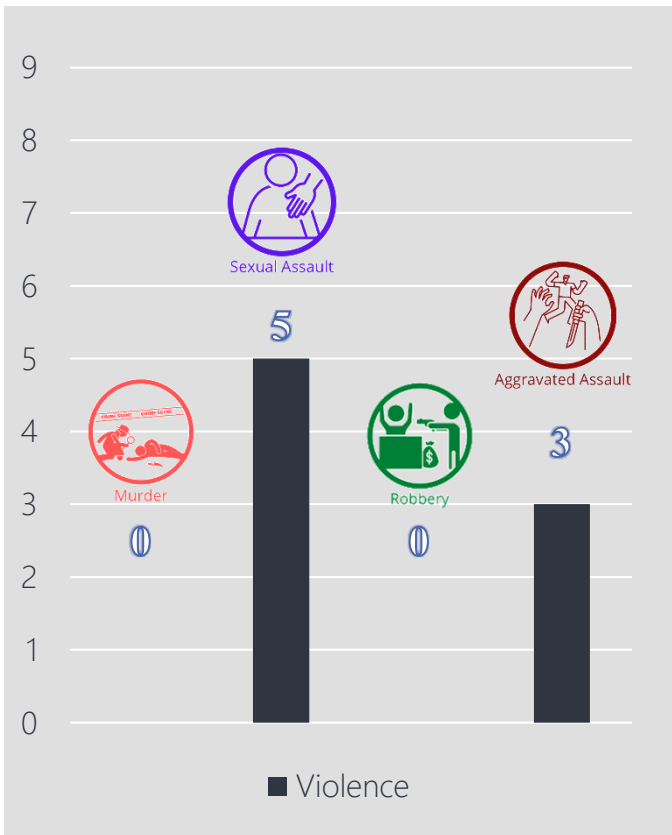


2022 VIOLENT AND PROPERTY CRIME COMBINED



VIOLENT
CRIME

13%



Violent crime is classified as Homicide, Sexual Assault, Robbery, and Aggravated Assault.



PROPERTY
CRIME

87%

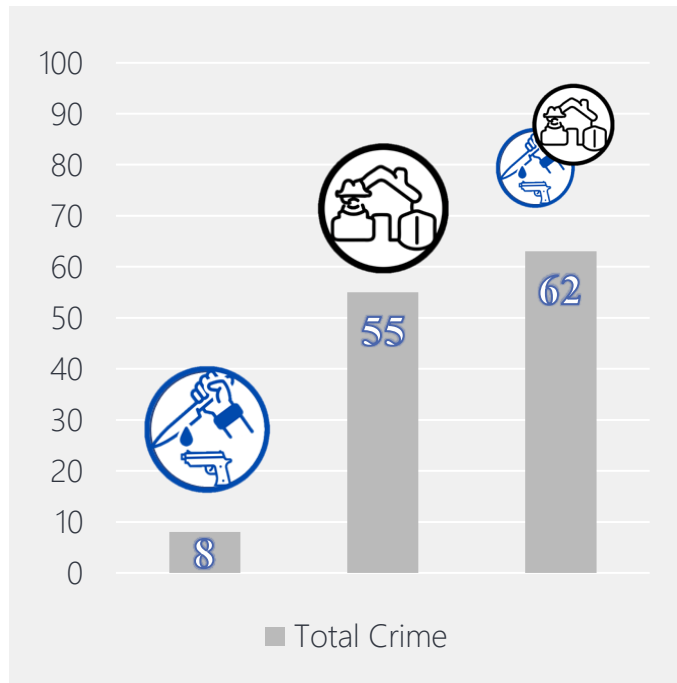


Property crime is classified as Burglary, Larceny/Theft, and Motor Vehicle theft. Although vehicle burglary is classified as a larceny/theft it is listed due to relevance in Richwood.



VIOLENT &
PROPERTY
CRIME

100%




Combining violent and property crime provides a wholistic view of criminality in Richwood, Texas.

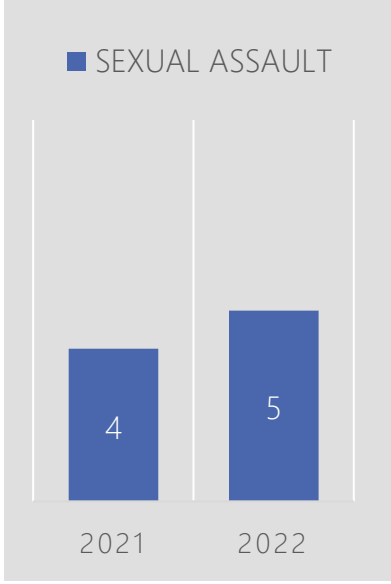


VIOLENT CRIME YEAR TO YEAR COMPARISON


2021 - 2022



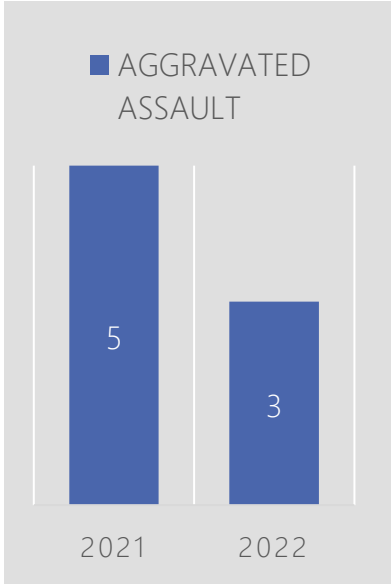
Down 100%
as compared to 2021



Up 25%
as compared to 2021



Unchanged

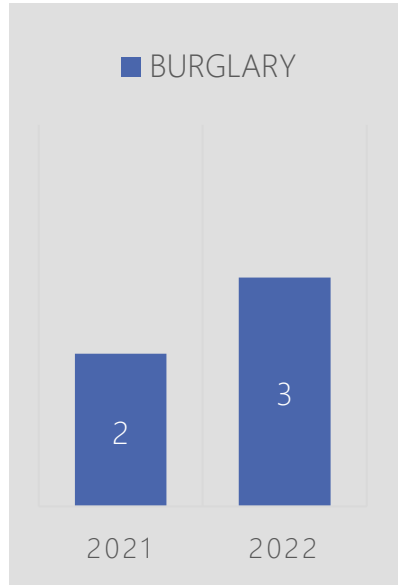


Down 40%
as compared to 2021

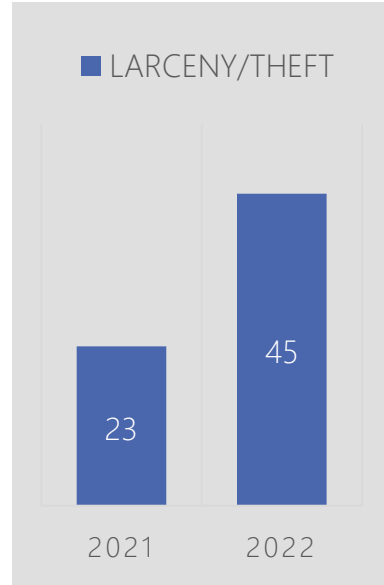


PROPERTY CRIME YEAR TO YEAR COMPARISON

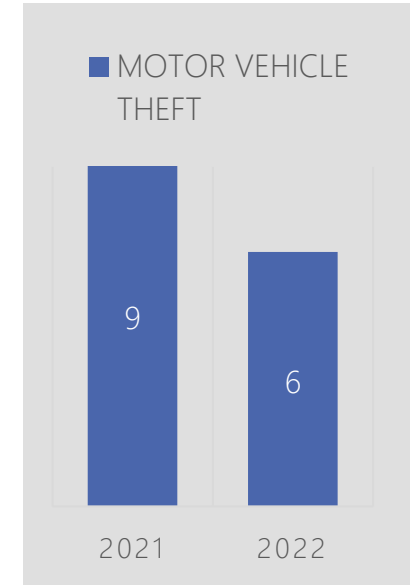
2021 - 2022



Up 50%
as compared to 2021



Up 96%
as compared to 2021



Down 33%
as compared to 2021



2021 compared to 2022

Looking at the categories of violent crime and property crime separately, we see the following trends emerge:

Violent crime decreased by 20% in 2022 as compared to 2021.



Violent Crime

No doubt, good news! The homicide rate dropped by one (1) case as 2022 realized no murders in Richwood. Sexual Assaults increased by one (1) case although it was determined that one case was unfounded (did not occur), and Aggravated Assaults decrease by two (2) cases.



Property Crime

Property crime increased by 58% in 2022 as compared to 2021.

What happened here? Burglaries increased by one (1) case, Larceny/Theft cases increased by twenty-two (22), only Motor Vehicle Thefts saw a decreased; by three (3) cases. In 2021, eleven (11) thefts occurred in neighborhoods compared to the five (5) reported in the business district. In 2022, twenty-three (23) thefts occurred in neighborhoods compared to the ten (10) reported in the business district. In further comparison of 2021 and 2022, reported shoplifting cases increased by four (4) cases, bicycle thefts increased by four (4) cases (*all due to the same suspect who stole four bicycles on four separate occasions – he was arrested!*), and catalytic converter thefts increased by four (4) cases (*2021 realized no catalytic converter thefts*).

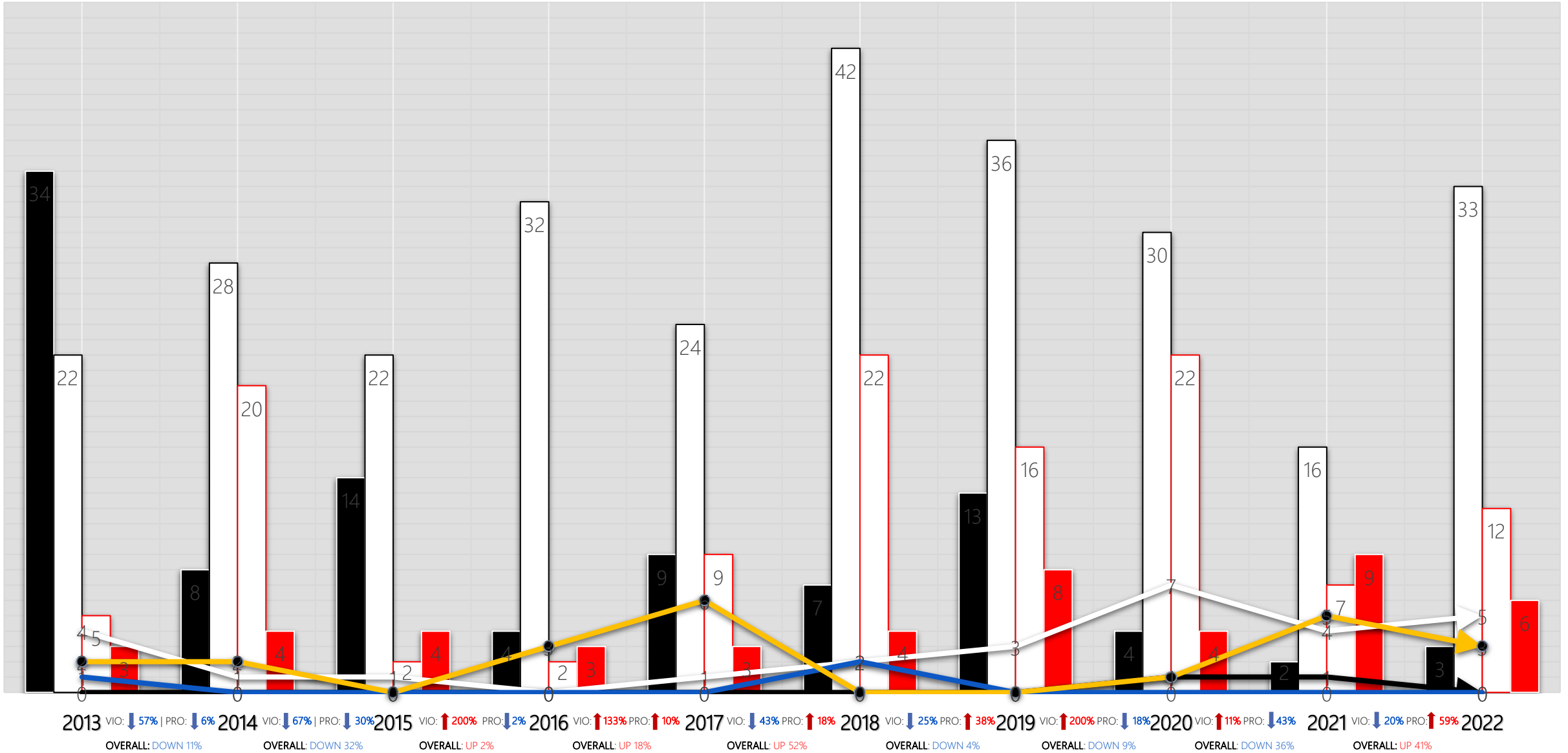
What should be done in 2023?

POLICE: Refocus efforts away from high-frequency traffic enforcement on SH 288B and FM 2004 and direct officers to engage in high-frequency preventative patrols in the residential areas; *especially the apartment complexes.* **PUBLIC:** Secure property. Lock vehicle doors. Call the police when suspicious behavior is observed.



A Decade of Crime in Richwood, Texas

Burglaries
 Larceny/Thefts
 Burg. M/V
 Auto Theft
 Homicides
 Sexual Assault
 Robberies
 Agg. Assaults





Violent Crime



Murder



Sexual Assault



Robbery

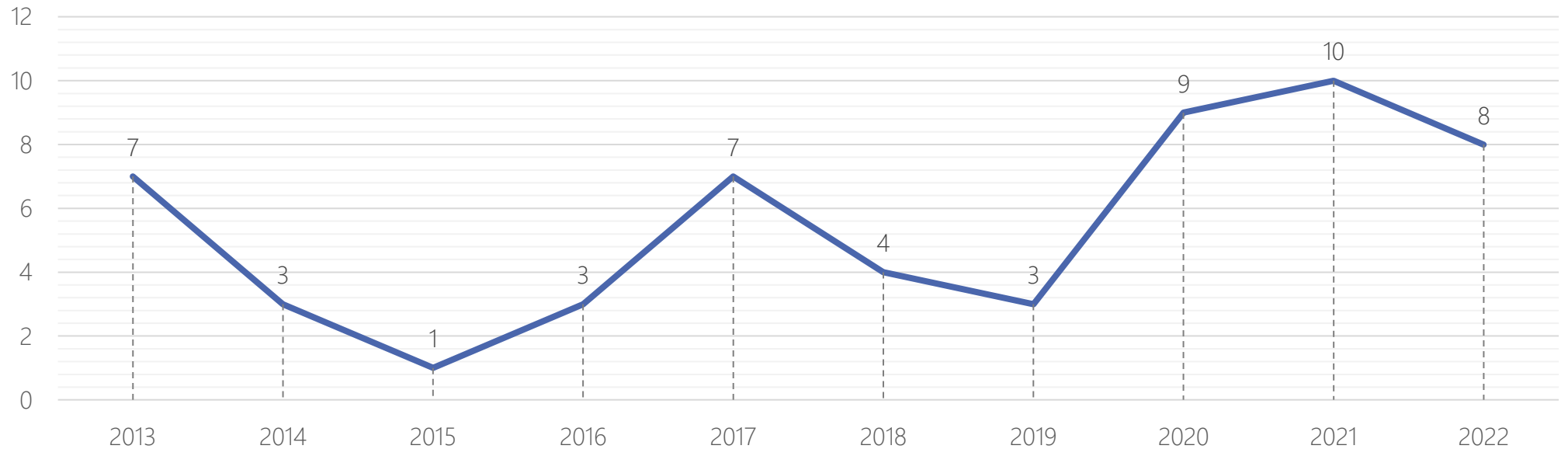


Aggravated Assault

A Decade of Violent Crime in Richwood

Violent Crime

— Violent Crime





Property Crime



Burglary

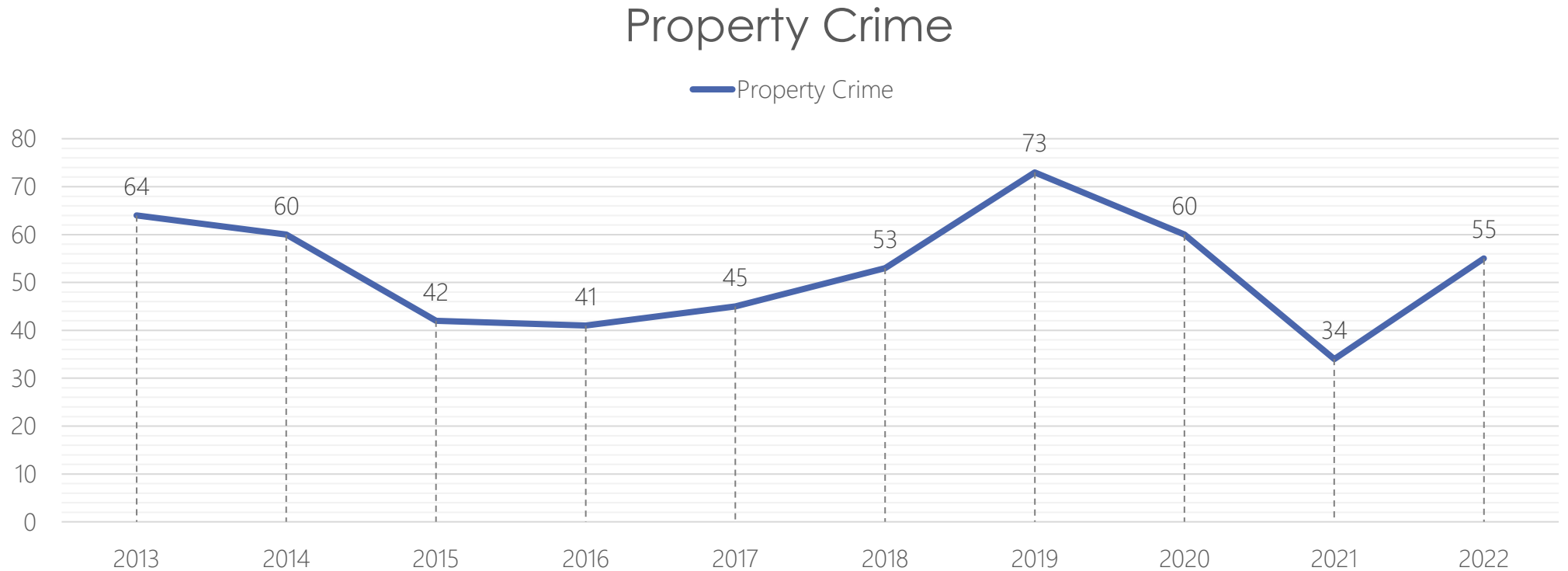


Larceny / Theft

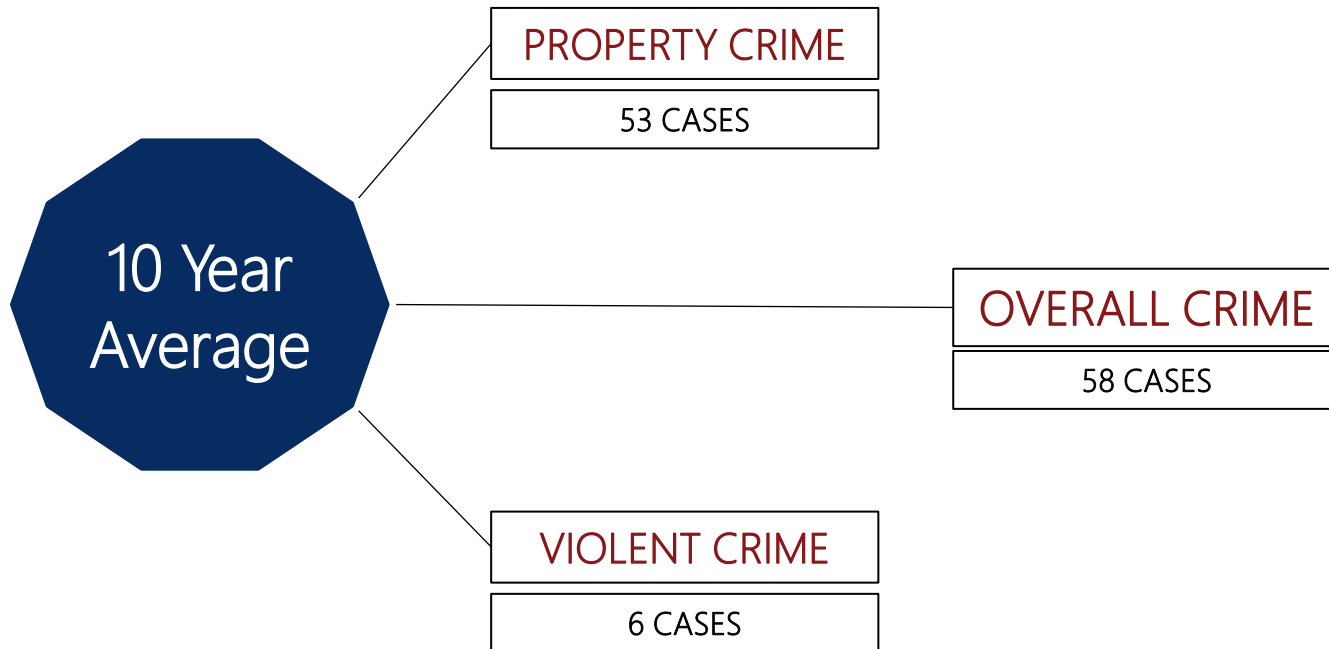


Motor Vehicle Theft

A Decade of Property Crime in Richwood



COMPARING A DECADE'S AVERAGE AGAINST 2022:




As we look at property crime, we see over the last decade there were, on average, 53 cases of property crime each year. In review of violent crime, we see over the last decade there were, on average, 6 cases of violent crime each year. A glance at overall crime over the last decade there were, on average, 58 cases of crime each year.

Using this information, we can now get a realistic view of what crime looks like in 2022.

- In comparing property crime in 2022 to the 10-year average we see an increase of two (2) cases, from 53 to 55, or a 3.7% increase.
- In comparing violent crime in 2022 to the 10-year average we see an increase of two (2) cases, from 6 to 8, or a 33% increase.
- In comparing overall crime in 2022 to the 10-year average we see an increase of five (5) cases, from 58 to 63, or a 9% increase.





CRASH STATISTICS



**We need you,
detective!**

*Help solve the case of
Dakwood Shores Vehicle Burglaries*

STATUS: CASE PENDING; INVESTIGATION STILL
ONGOING.

**Do you have any information you may think useful
Have you checked your cameras yet?**

979.265.2222

Detective S. Michael Holmes, Chief Investigator
Detective Jacob Garcia, Investigator



2022 CRASH STATISTICS

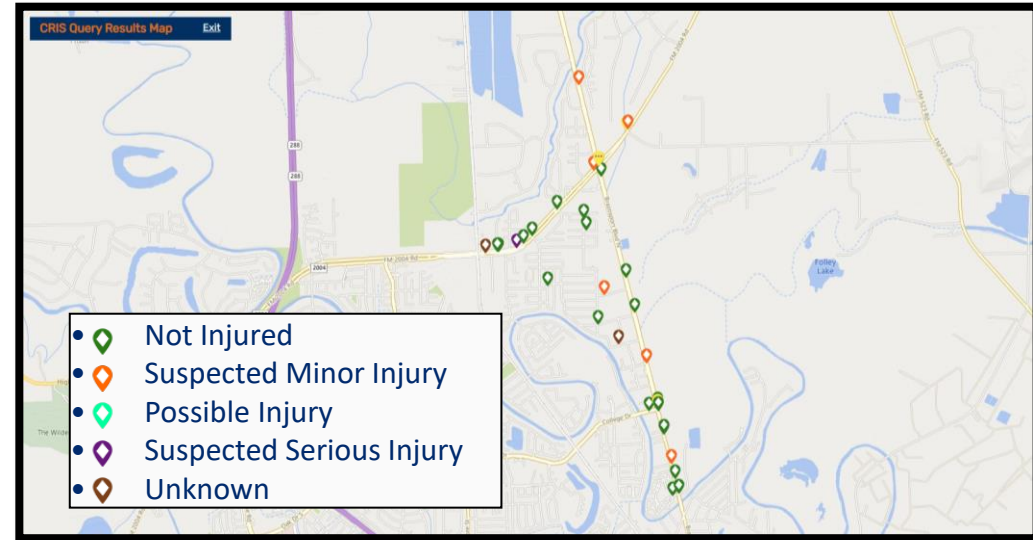
PATTERNS IDENTIFIED: (1) More crashes occur on Monday, Tuesday, and Thursday than any other day of the week. (2) 72% of all crashes do not result in injury. (3) 40% of crashes occur on the main thoroughfares. (4) The majority of crashes occur between 3pm – 5pm and 5am – 7am. (5) 29% of crashes are caused by driver inattention.

What to do in 2023:

Police: Focus traffic enforcement and preventative police patrols on the major thoroughfares on Mondays, Tuesdays, and Thursdays between 3pm – 5pm and 5am – 7am. Arrange for accountability through the courts for any distracted driving or red-light violations.

Public: Pay attention when driving.

2022



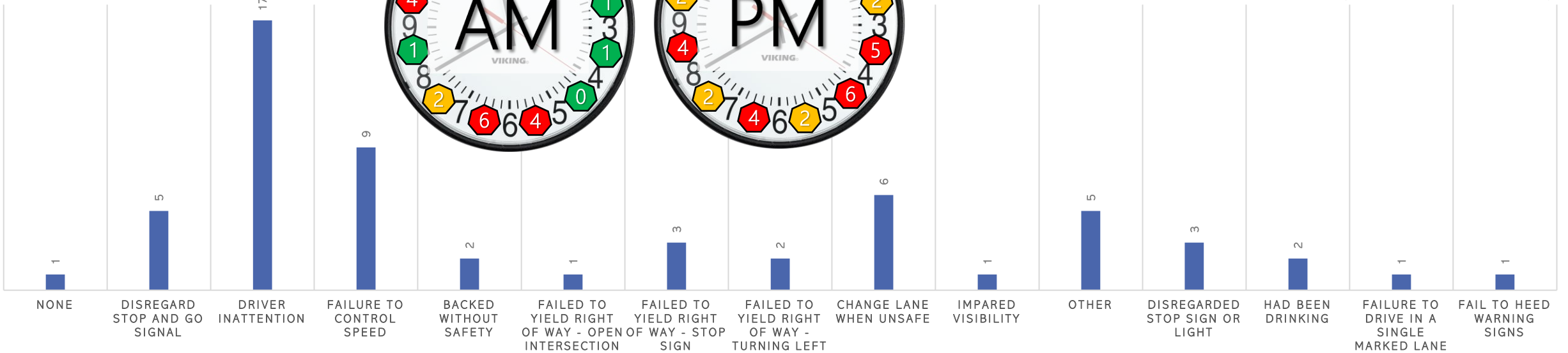
CRASH SEVERITY	NUMBER
UNKNOWN	03
SUSPECTED SERIOUS INJURY	01
SUSPECTED MINOR INJURY	10
POSSIBLE INJURY	02
NOT INJURED	42

SH 288B	23
FM 2004	23
TIMBERCREEK DRIVE	05
AUDUBON WOODS DRIVE	01
COLLEGE BLVD.	01
DOVE TRAIL	01
JUNE COURT	01
MOORE STREET	01
N MAHAN STREET	01
WALNUT DRIVE	01

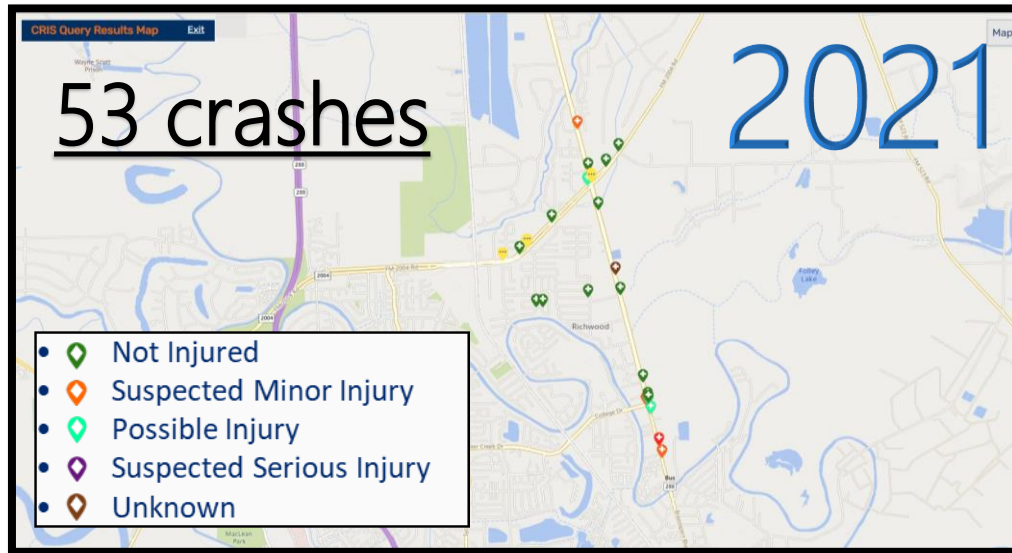
CRASHES BY HOUR



CRASHES BY HOUR



2022 CRASH STATISTICS vs. 2021 CRASH STATISTICS



In the year 2022, the Richwood Police Department considerably increased the number of traffic contacts it performed. It did so as it was believed that the focus on traffic enforcement would not only reduce motor vehicle crashes but provide quantifiable data that the police department was engaged in practical productiveness. In the year 2021, uniformed police officers performed a total of 2,834 traffic contacts on the roadways of Richwood, while in the year 2022 your officers performed 3,938 traffic contacts: an increase of 1,104 traffic stops, or an upsurge of 33%. Undoubtedly, an impressive accomplishment. Sadly, and despite the effort, the goal of crash prevention was not achieved; instead, crashes increased. How could this be so? As a general principle, Chief Mayer believes there is value in traffic contacts to reduce crime and crashes. However, in Richwood the data suggests it is not so much about the overall number of traffic contacts made, but instead the reason the traffic stop is made and perhaps whether an accountability measure is taken.

What to do in 2023:

Police: Focus on violations of law that historically result in crashes in Richwood. Violations such as (1) **DRIVER INATTENTION** (Using cellphone while driving, falling asleep at an intersection, etc.), (2) **RED LIGHT** violations, and (3) **IMPROPER LANE CHANGE**. Be more likely to issue a citation for the afore mentioned violations.

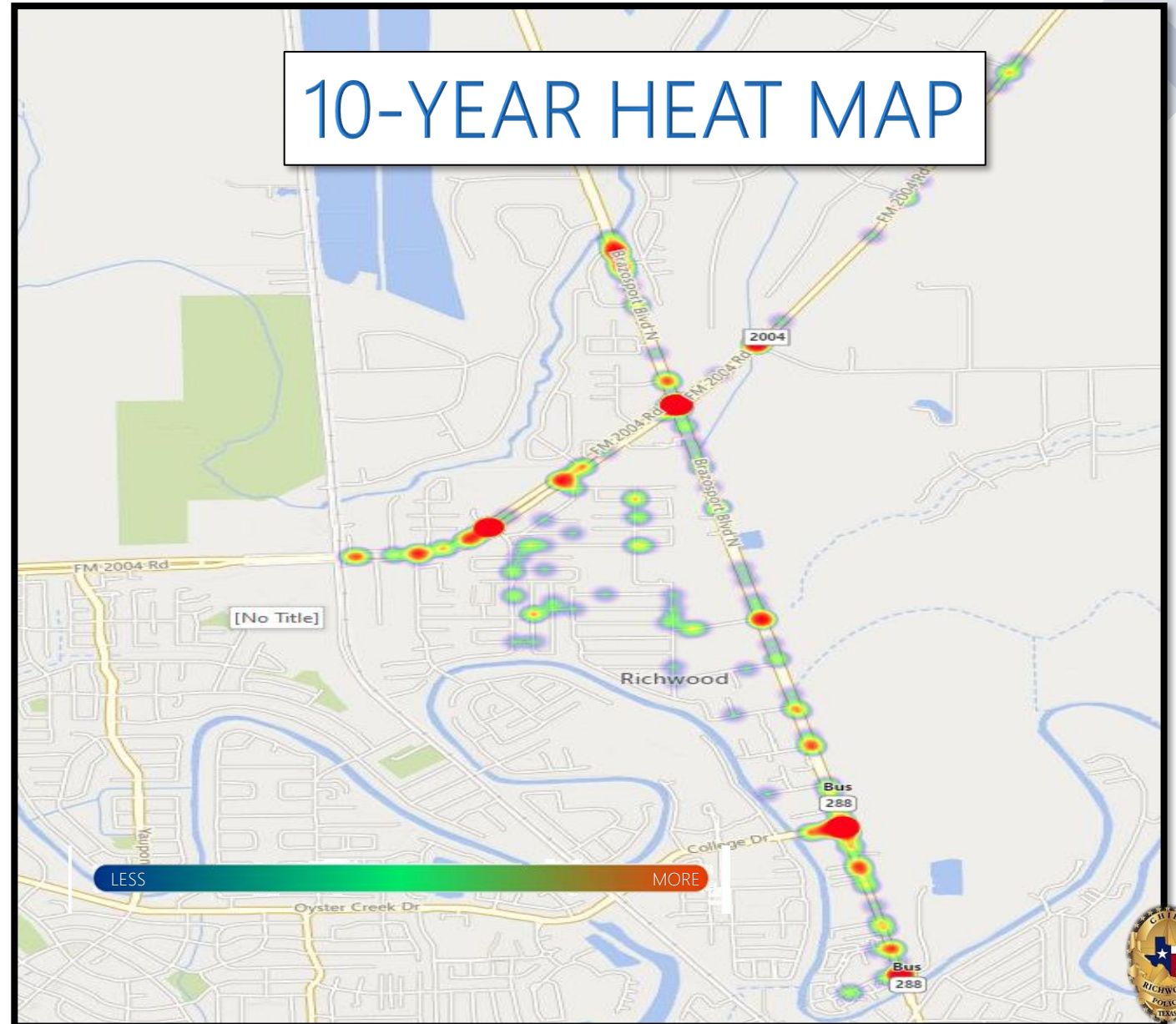
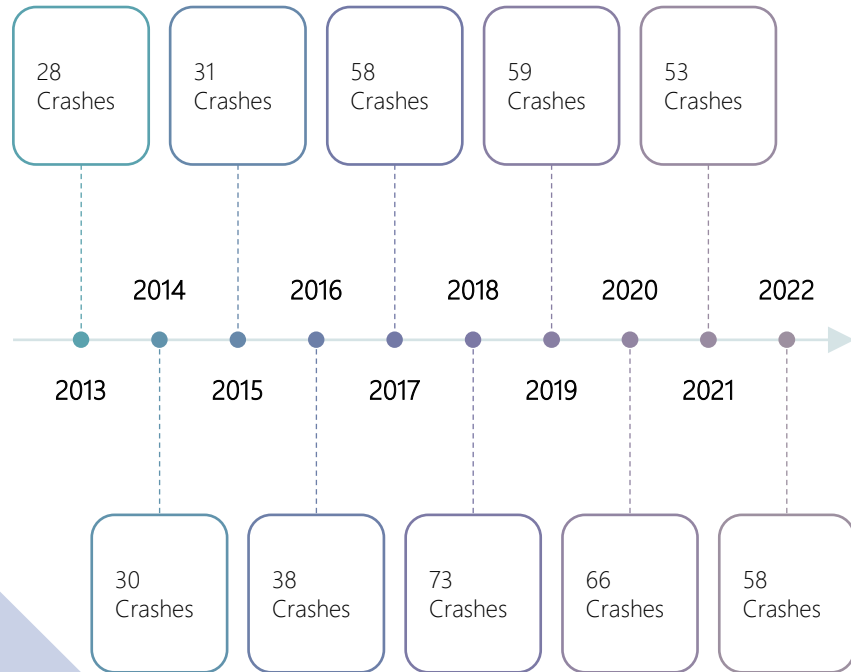
Public: Pay attention when driving. Stop at traffic signals. Stay alert.

Politicians: Realize an increase in traffic contacts or citations do not always equate to a decrease in traffic collisions. Support a more tactical approach.

Crime Control Prevention District: Provide funding specifically for strategic traffic enforcement programs.



A DECADE OF CRASHES IN RICHWOOD



**ARE YOU
READY TO
SERVE?**

12-hour permanent shift
POLICE

**Richwood Police Department
NIGHTSHIFT PATROL
POLICE OFFICER JOB POSTING**

P/O \$44,291 — \$48,965

SOCIAL DISORDER

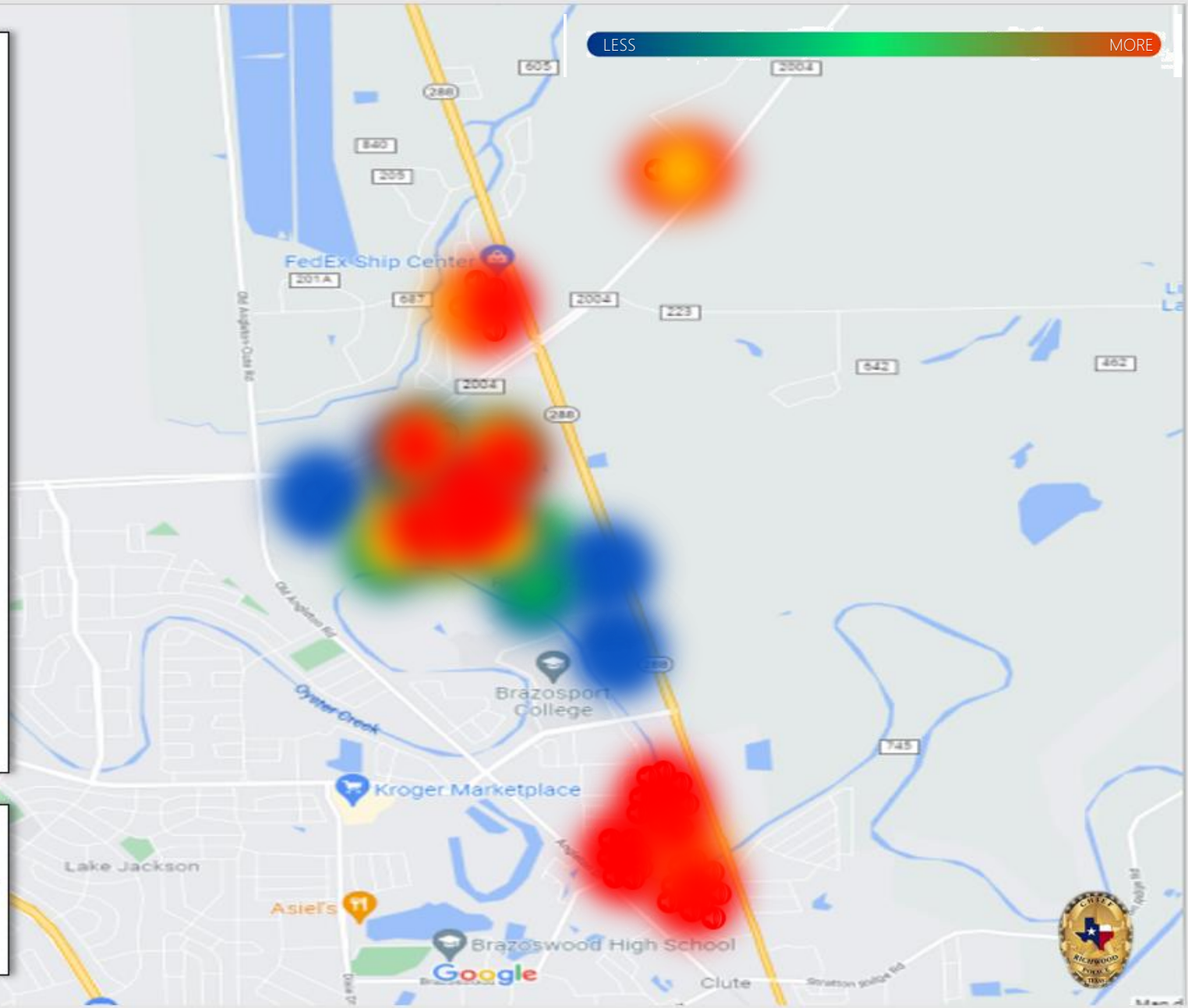
from the apartment
this officers are
controlling the apartments, of
active approach to dealing



NOISE COMPLAINTS 2021

- 13 @ 100 Creekwood Landing Drive (Eastbank Apartments)
- 13 @ 200 Timbercreek Drive (The Landing Apartments)
- 9 @ 400 Timbercreek Drive (The Lodge Apartments)
- 7 @ 4501 N. Brazosport Blvd. (The Brazos Crossing Apartments)
- 3 @ 1400 FM 2004 (Grace Community Fellowship Church)
- 3 @ 100 Gold Finch Court
- 2 @ 100 Cedar Drive
- 2 @ 100 Dove Trail
- 2 @ 100 Eagle nest Court
- 2 @ 100 Robin Trail
- 2 @ 200 Stuart Street
- 2 @ 200 Briar Creek
- 2 @ 200 Moore Street
- 1 @ 1000 Cardinal Court
- 1 @ 100 Meadowlark Court
- 1 @ 100 Hickory Drive
- 1 @ 1800 Brazosport Blvd. (Richwood City Hall)
- 1 @ 200 Success Street
- 1 @ 33000 Blue Marlin Drive
- 1 @ 33000 Blue Crab Court
- 1 @ 500 N. Yaupon
- 1 @ 600 Jasmine Street
- 1 @ 700 Burr Oak
- 1 @ 700 Shadow Bend

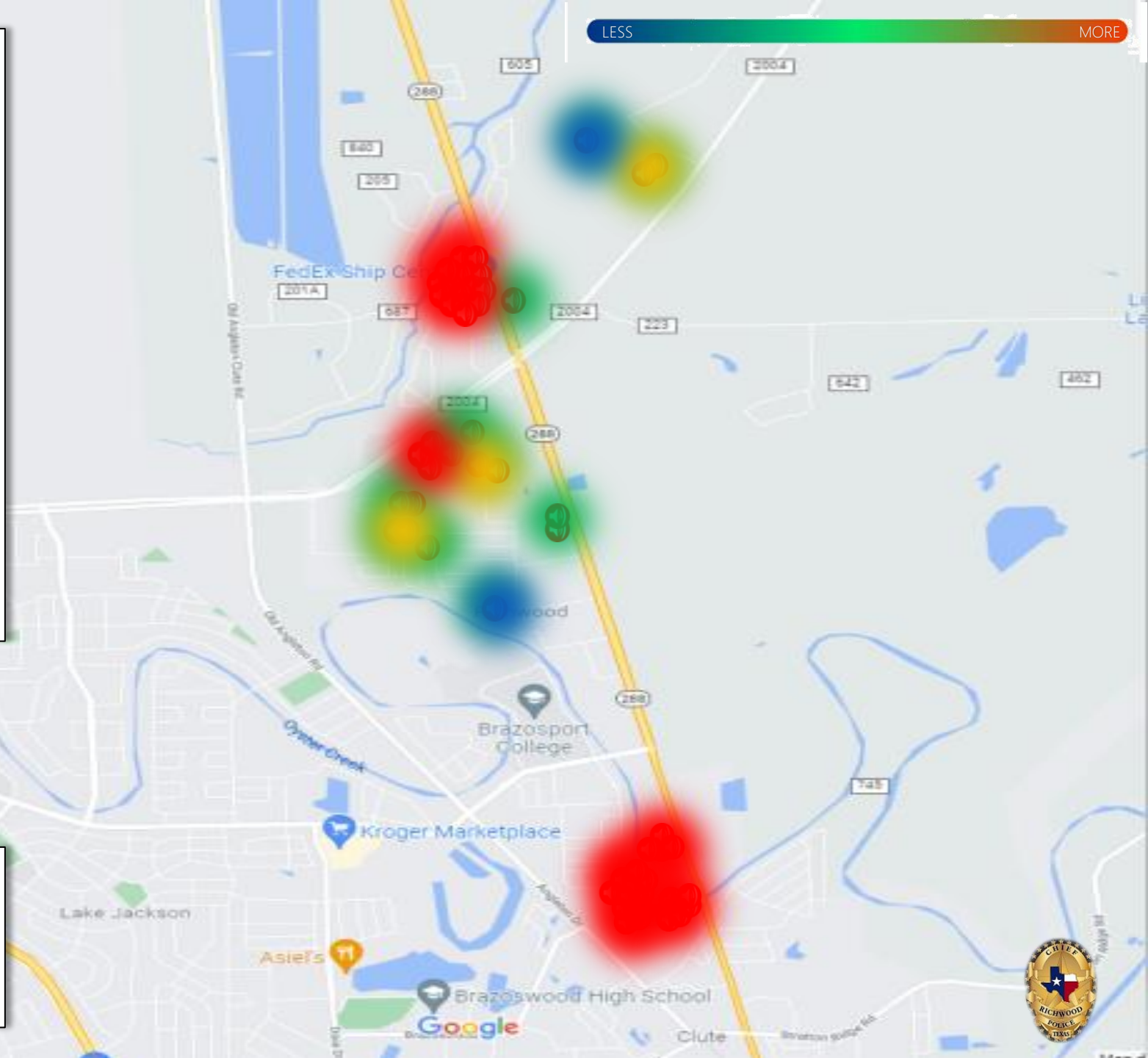
Noise complaints primarily come from the apartment complexes in Richwood. Knowing this officers are instructed to be mindful, while patrolling the apartments, of noise issues and to take a pro-active approach to dealing with them.



NOISE COMPLAINTS 2022

- 4 @ 100 Creekwood Landing Drive (Eastbank Apartments)
- 5 @ 200 Timbercreek Drive (The Landing Apartments)
- 11 @ 400 Timbercreek Drive (The Lodge Apartments)
- 15 @ 4501 N. Brazosport Blvd. (The Brazos Crossing Apartments)
- 4 @ 1495 FM 2004
- 2 @ 1250 N. Brazosport Blvd.
- 2 @ 104 Eagle Nest Court
- 1 @ 4400 N. Brazosport Blvd.
- 1 @ 517 Moore St.
- 2 @ 33103 Blue Crab Ct.
- 1 @ 208 Halbert
- 1 @ 614 Audubon Woods Drive
- 1 @ 101 Audubon Woods Drive
- 1 @ 256 Briar Creek
- 1 @ 33618 Blue Marlin Drive
- 1 @ 739 Hollyhock Street
- 1 @ 740 Hollyhock Street
- 1 @ 100 block Dove Trail

Noise complaints primarily come from the apartment complexes in Richwood. Knowing this officers are instructed to be mindful, while patrolling the apartments, of noise issues and to take a pro-active approach to dealing with them.

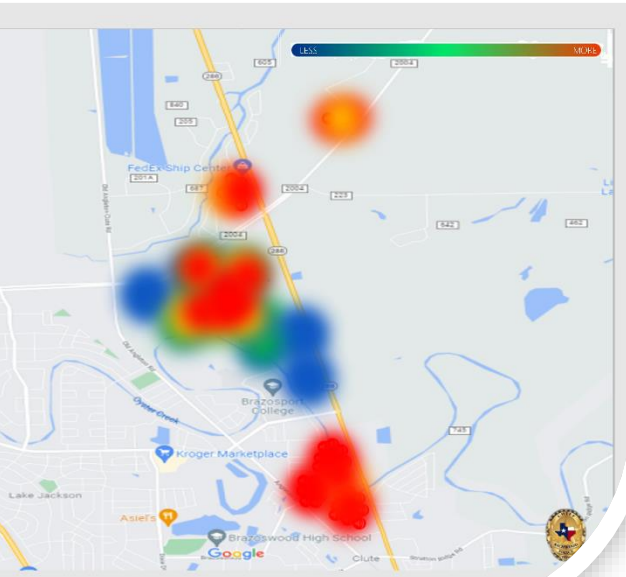


THINGS GOT QUIETER IN RICHWOOD

NOISE COMPLAINTS 2021

- 13 @ 100 Creekwood Landing Drive (Eastbank Apartments)
- 13 @ 200 Timbercreek Drive (The Landing Apartments)
- 9 @ 400 Timbercreek Drive (The Lodge Apartments)
- 7 @ 4501 N. Brazosport Blvd. (The Brazos Crossing Apartments)
- 3 @ 1400 FM 2004 (Grace Community Fellowship Church)
- 3 @ 100 Gold Finch Court
- 2 @ 100 Cedar Drive
- 2 @ 100 Dove Trail
- 2 @ 100 Eagle nest Court
- 2 @ 100 Robin Trail
- 2 @ 200 Stuart Street
- 2 @ 200 Briar Creek
- 2 @ 200 Moore Street
- 1 @ 1000 Cardinal Court
- 1 @ 100 Meadowlark Court
- 1 @ 100 Hickory Drive
- 1 @ 1800 Brazosport Blvd. (Richwood City Hall)
- 1 @ 200 Success Street
- 1 @ 33000 Blue Marlin Drive
- 1 @ 33000 Blue Crab Court
- 1 @ 500 N. Yaupon
- 1 @ 600 Jasmine Street
- 1 @ 700 Burr Oak
- 1 @ 700 Shadow Bend

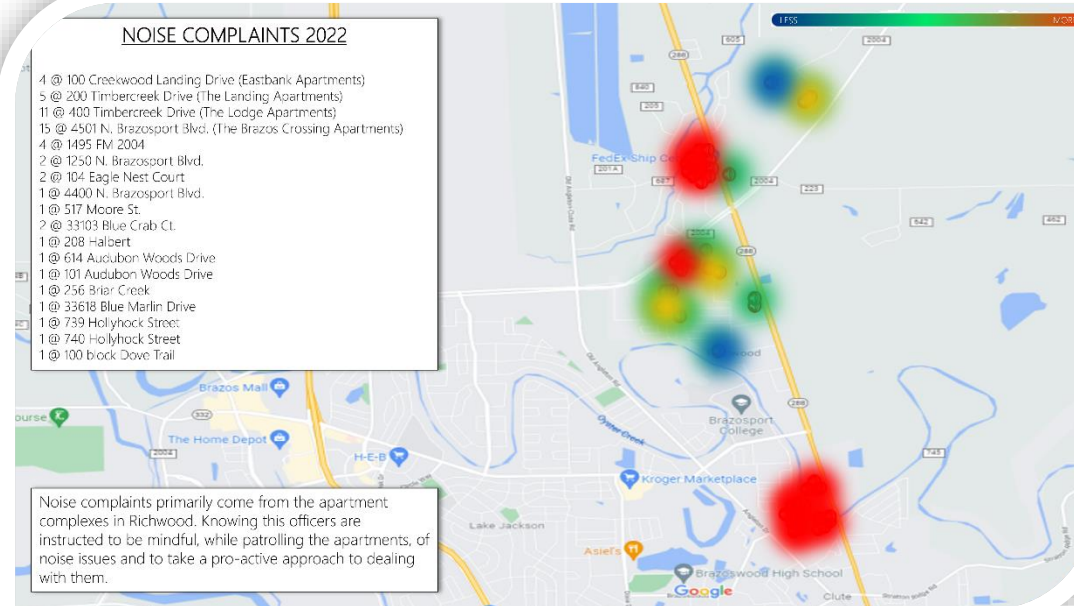
Noise complaints primarily come from the apartment complexes in Richwood. Knowing this officers are instructed to be mindful, while patrolling the apartments, of noise issues and to take a pro-active approach to dealing with them.



NOISE COMPLAINTS 2022

- 4 @ 100 Creekwood Landing Drive (Eastbank Apartments)
- 5 @ 200 Timbercreek Drive (The Landing Apartments)
- 11 @ 400 Timbercreek Drive (The Lodge Apartments)
- 15 @ 4501 N. Brazosport Blvd. (The Brazos Crossing Apartments)
- 4 @ 1495 FM 2004
- 2 @ 1250 N. Brazosport Blvd.
- 2 @ 104 Eagle Nest Court
- 1 @ 4400 N. Brazosport Blvd.
- 1 @ 517 Moore St.
- 2 @ 33103 Blue Crab Ct.
- 1 @ 208 Halbert
- 1 @ 614 Audubon Woods Drive
- 1 @ 101 Audubon Woods Drive
- 1 @ 256 Briar Creek
- 1 @ 33618 Blue Marlin Drive
- 1 @ 739 Holyhock Street
- 1 @ 740 Holyhock Street
- 1 @ 100 Brock Dove Trail

Noise complaints primarily come from the apartment complexes in Richwood. Knowing this officers are instructed to be mindful, while patrolling the apartments, of noise issues and to take a pro-active approach to dealing with them.





OFFICER FIELD ACTIVITY

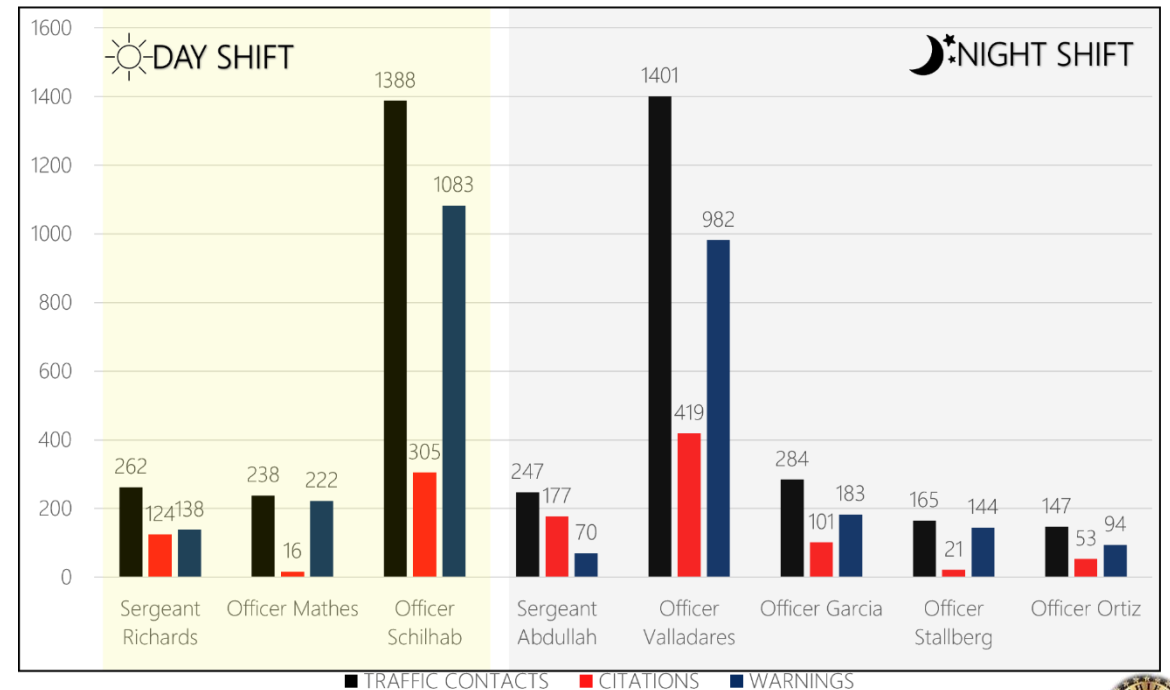


TRAFFIC ENFORCEMENT 2022

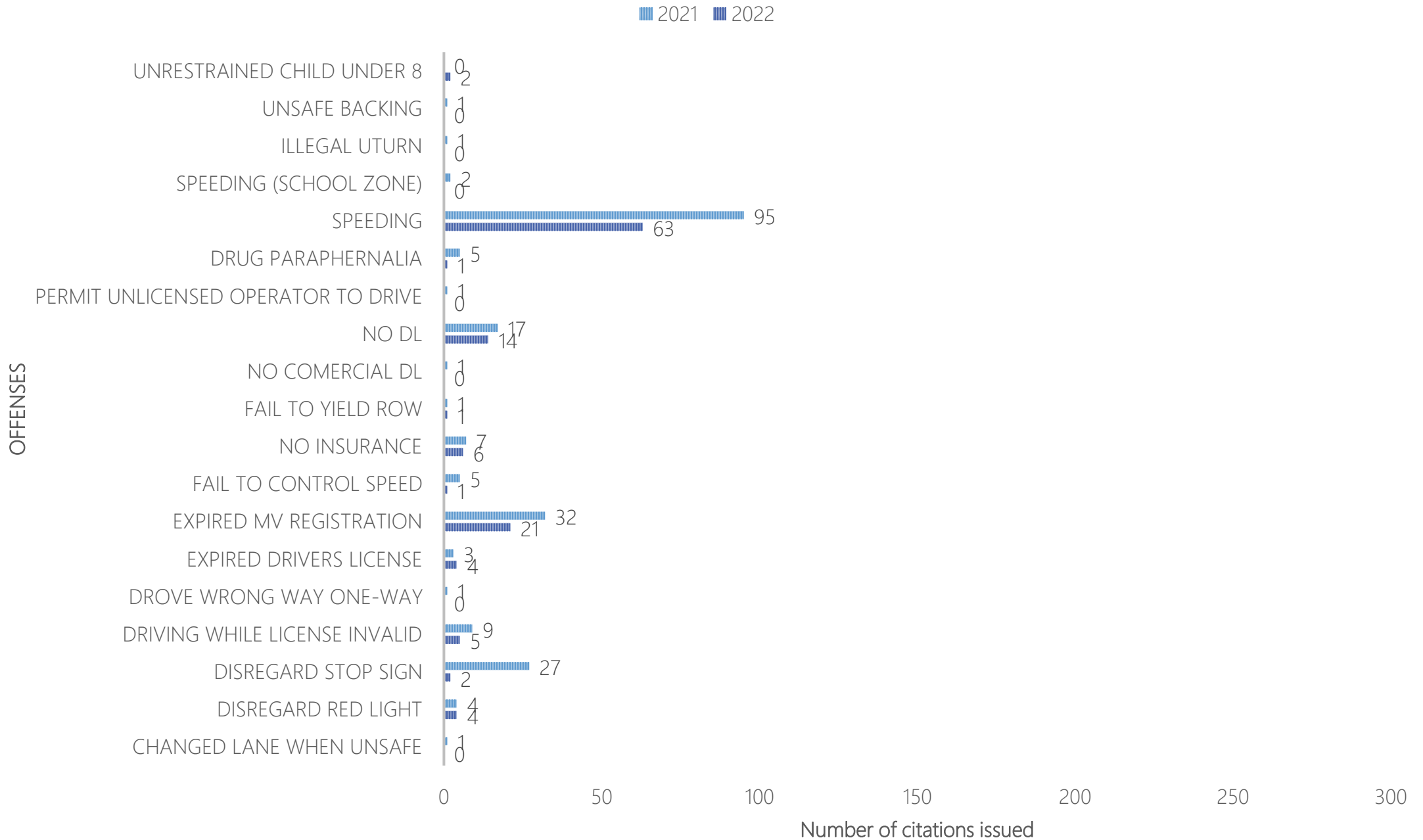
In the year 2022, Officer Valadares made the most traffic contacts with 1,401 violators stopped. She also issued the greatest number of citations with a total of 419. Officer Schilhab was a close second with 1,388 violators stopped and 305 citations issued.



Richwood Police Officer Self-Initiated Traffic Contacts

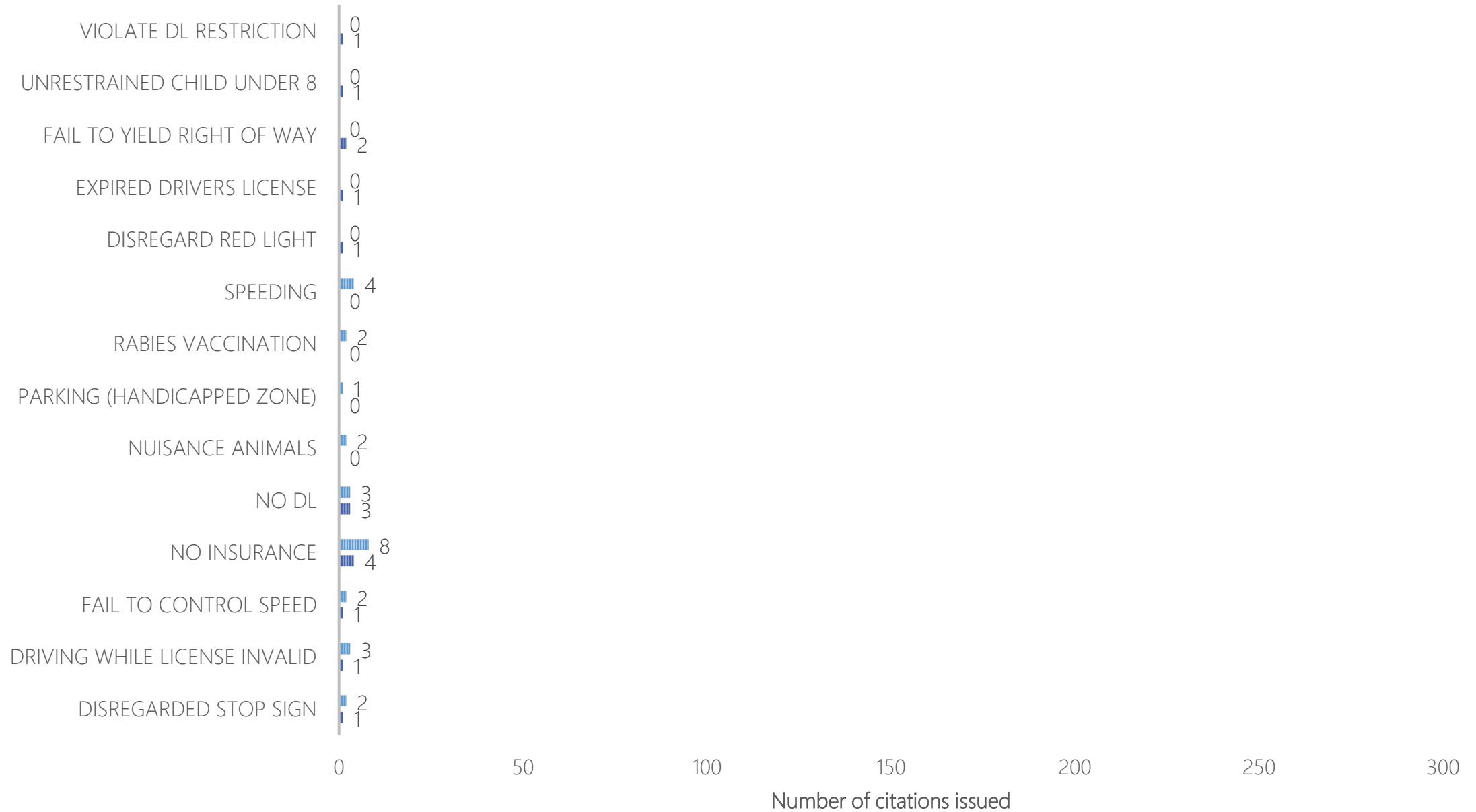


SERGEANT RICHARDS (CITATIONS ISSUED)



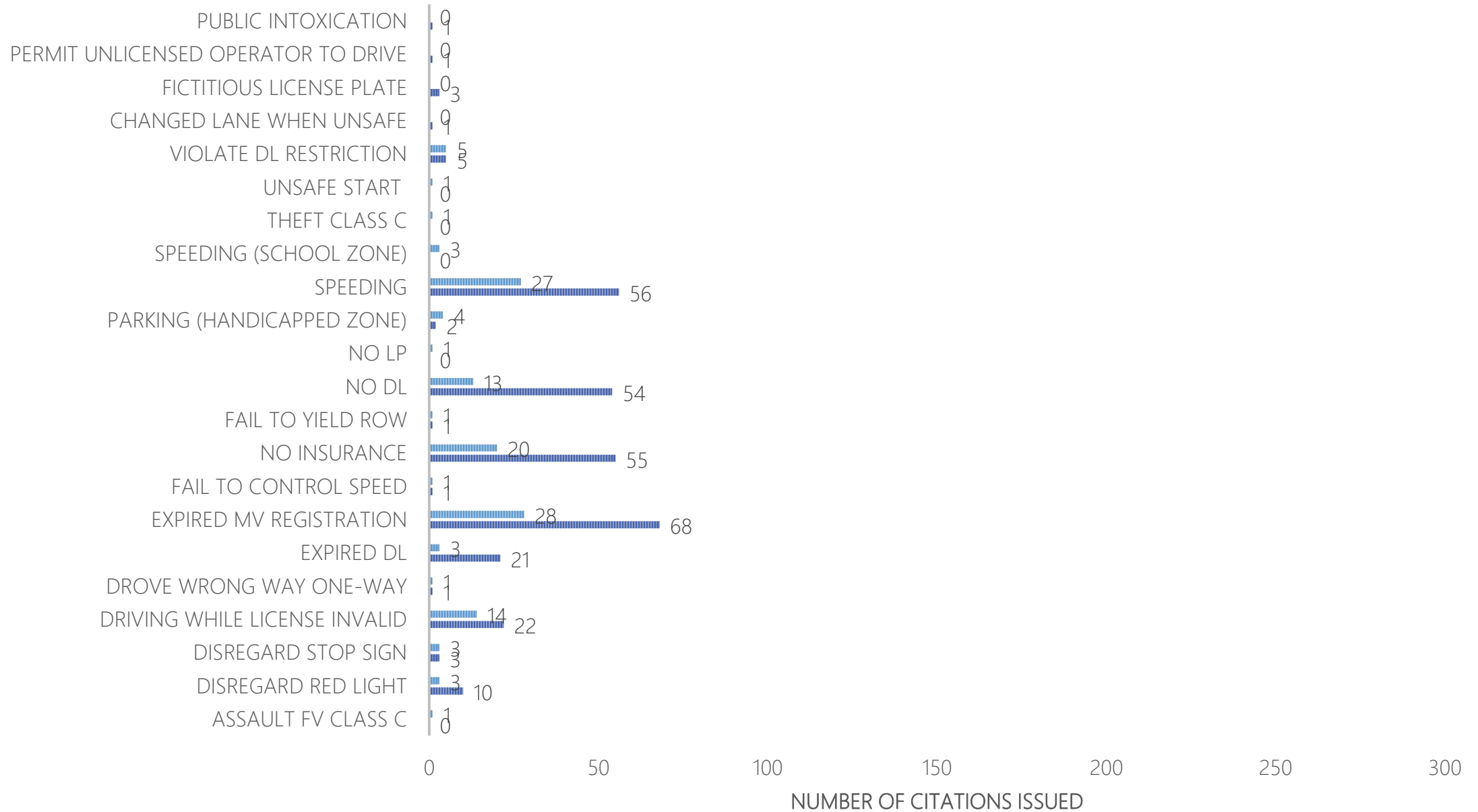
OFFICER MATHES (CITATIONS ISSUED)

■ 2021 ■ 2022



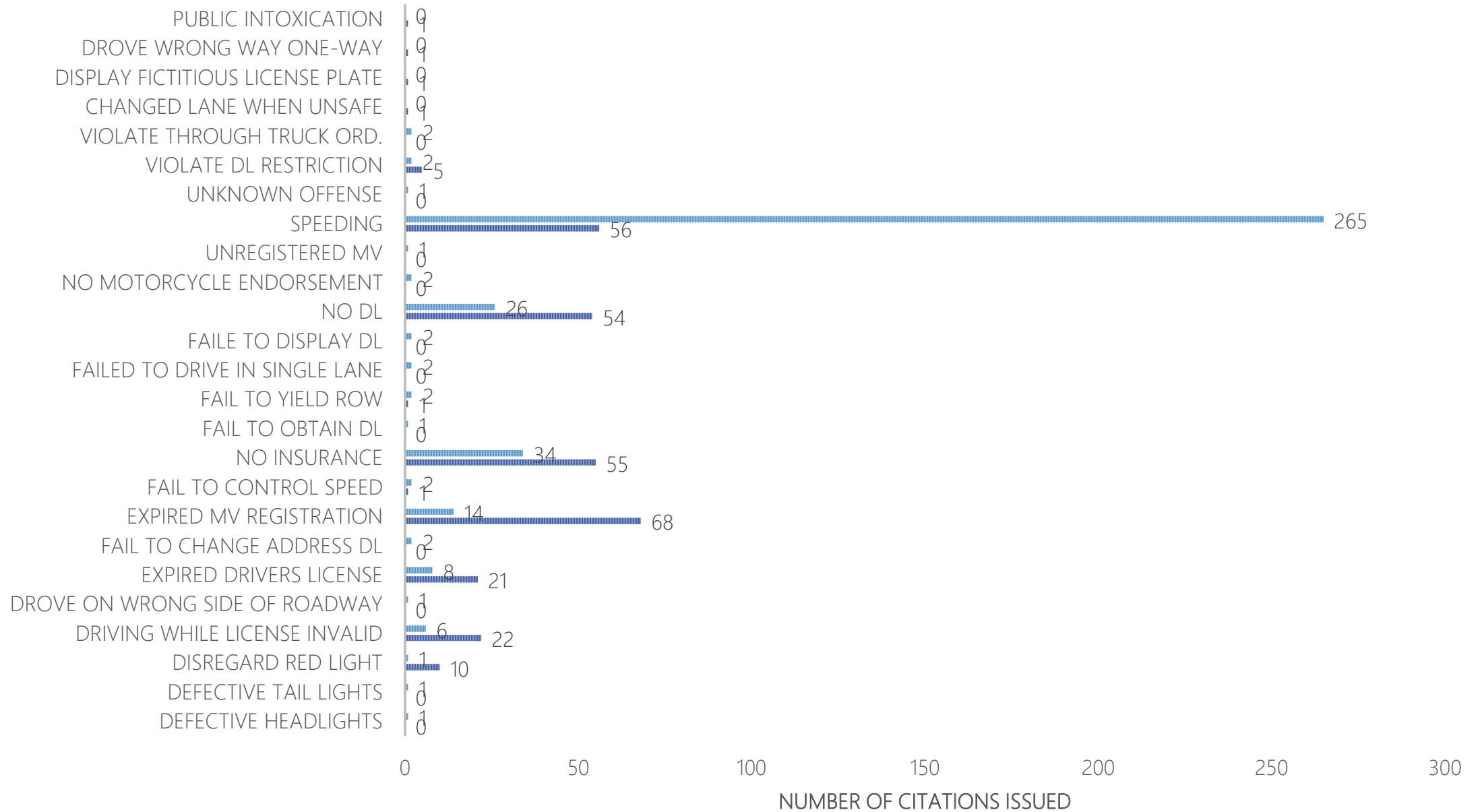
OFFICER SCHILHAB (CITATIONS ISSUED)

■ 2021 ■ 2022



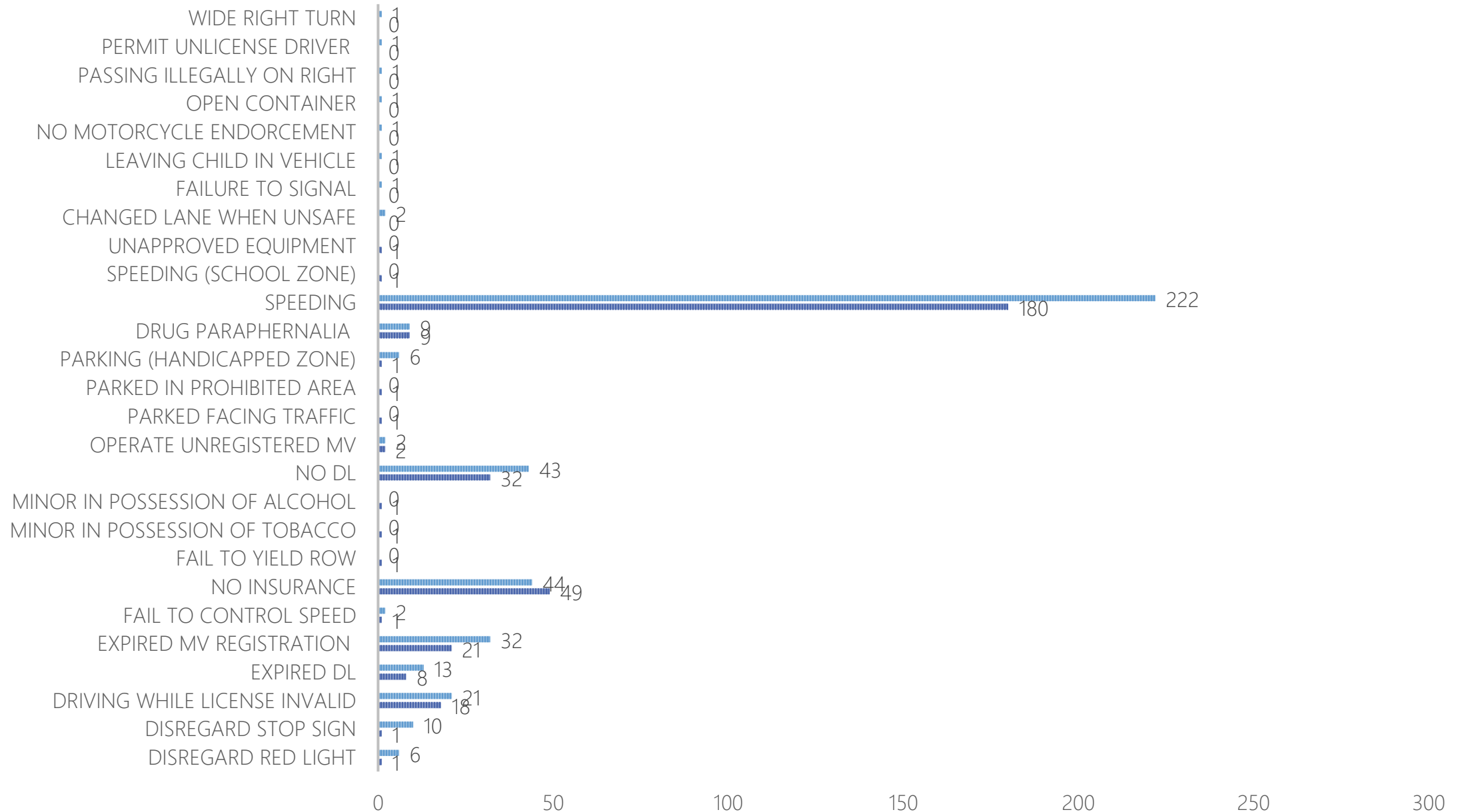
SERGEANT ABDULLAH (CITATIONS ISSUED)

■ 2021 ■ 2022



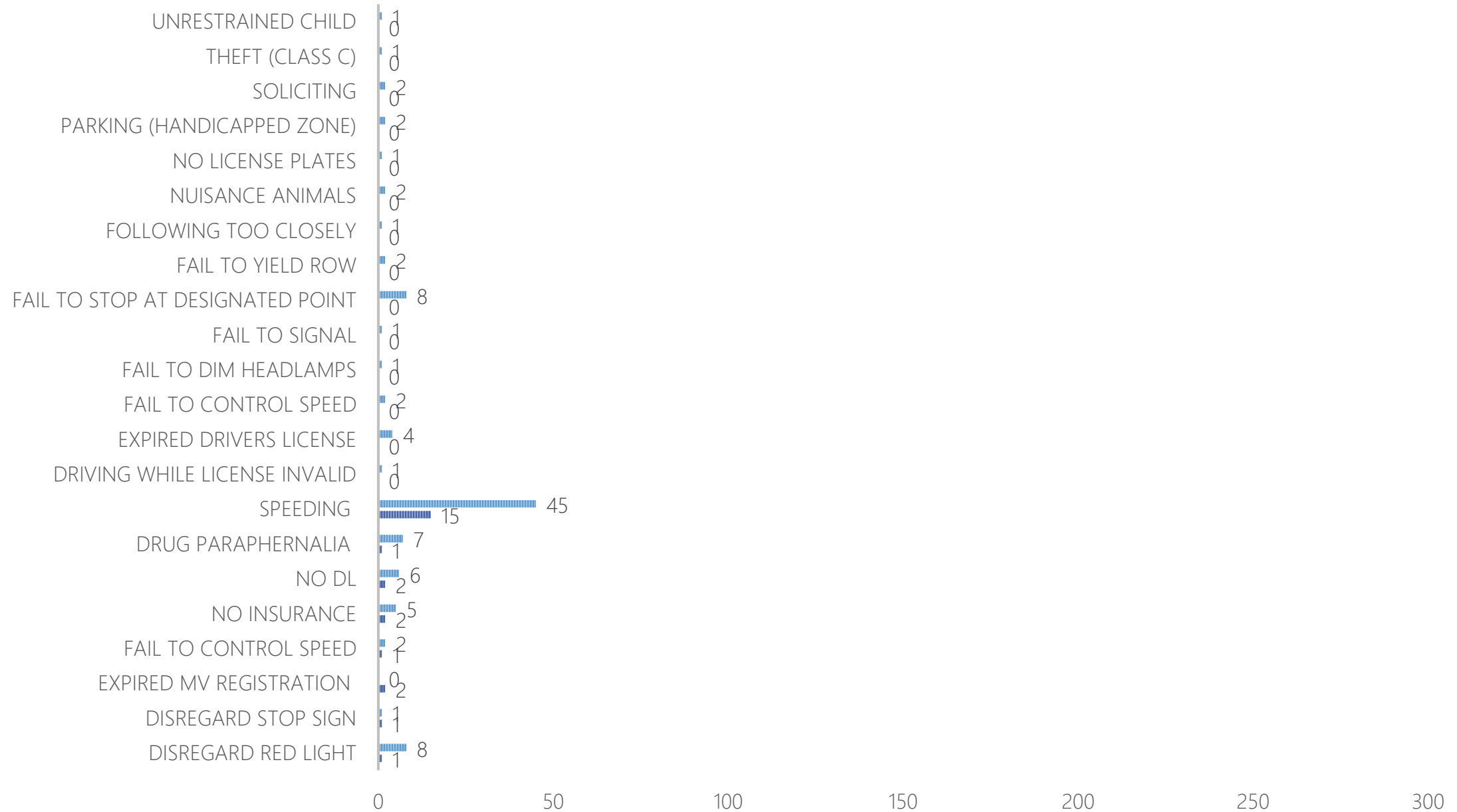
OFFICER VALLADARES (CITATIONS ISSUED)

■ 2022 ■ 2021



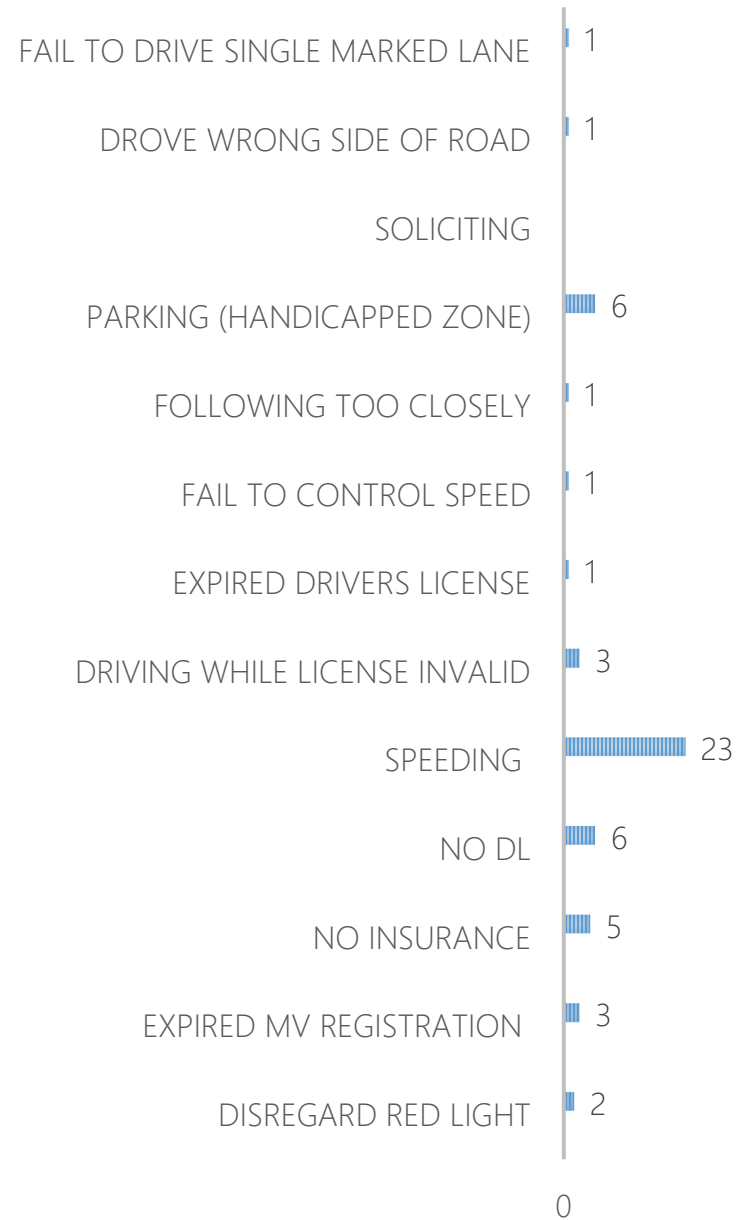
OFFICER E. GARCIA (CITATIONS ISSUED)

■ 2022 ■ 2021



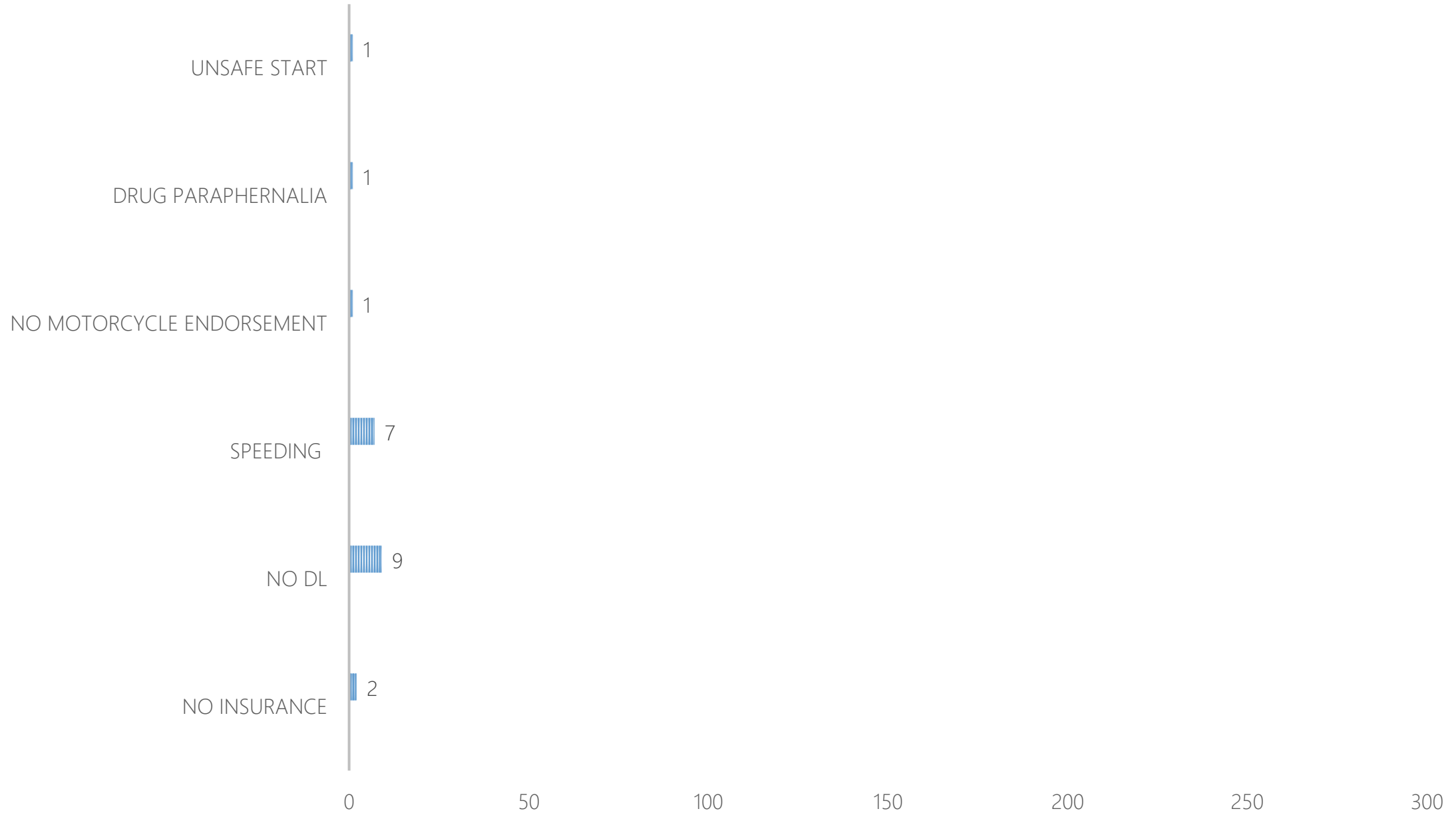
OFFICER L. ORTIZ (CITATIONS ISSUED)

■ 2022 ■ 2021



OFFICER S. STALLBERG (CITATIONS ISSUED)

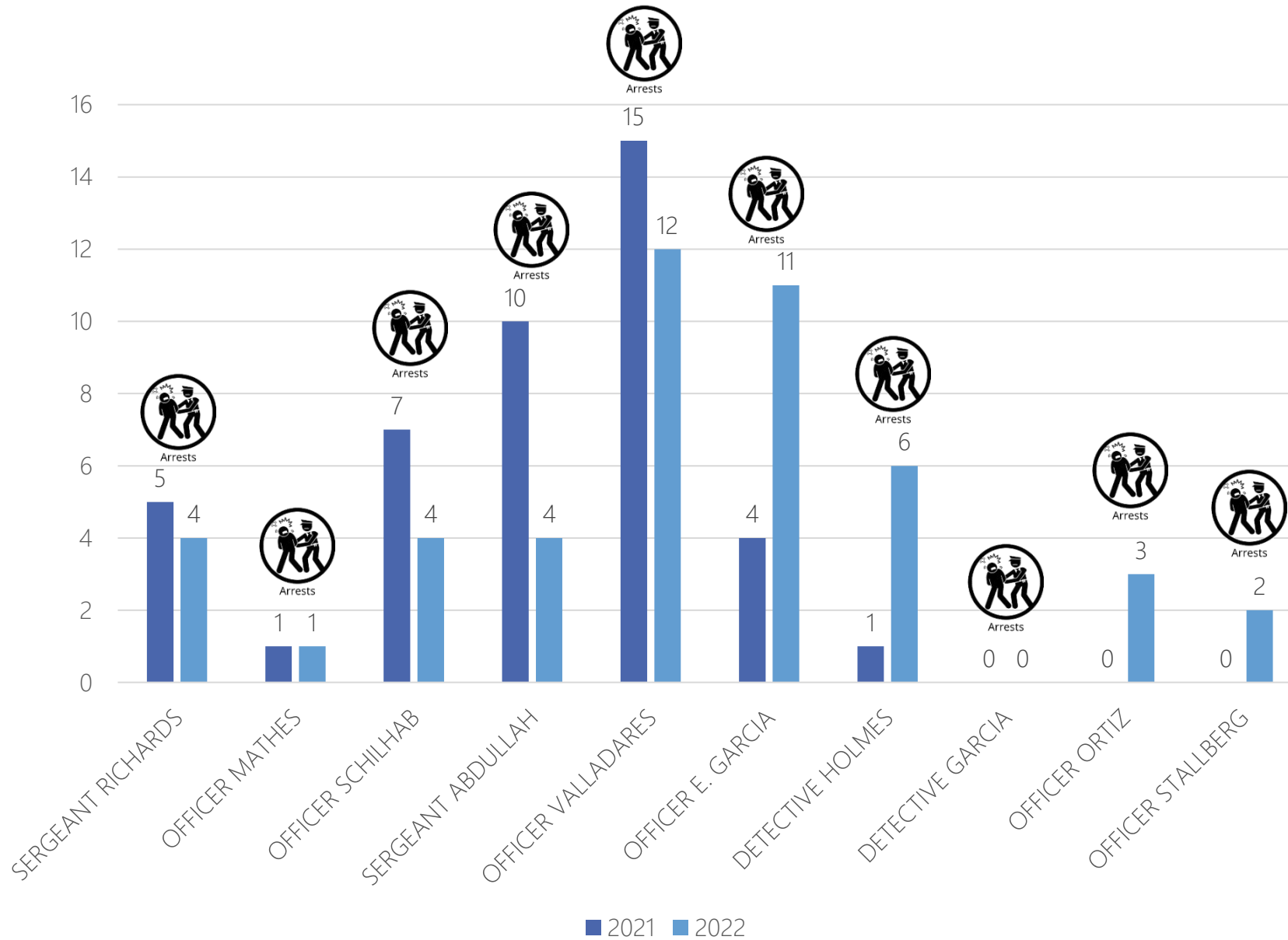
■ 2022 ■ 2021



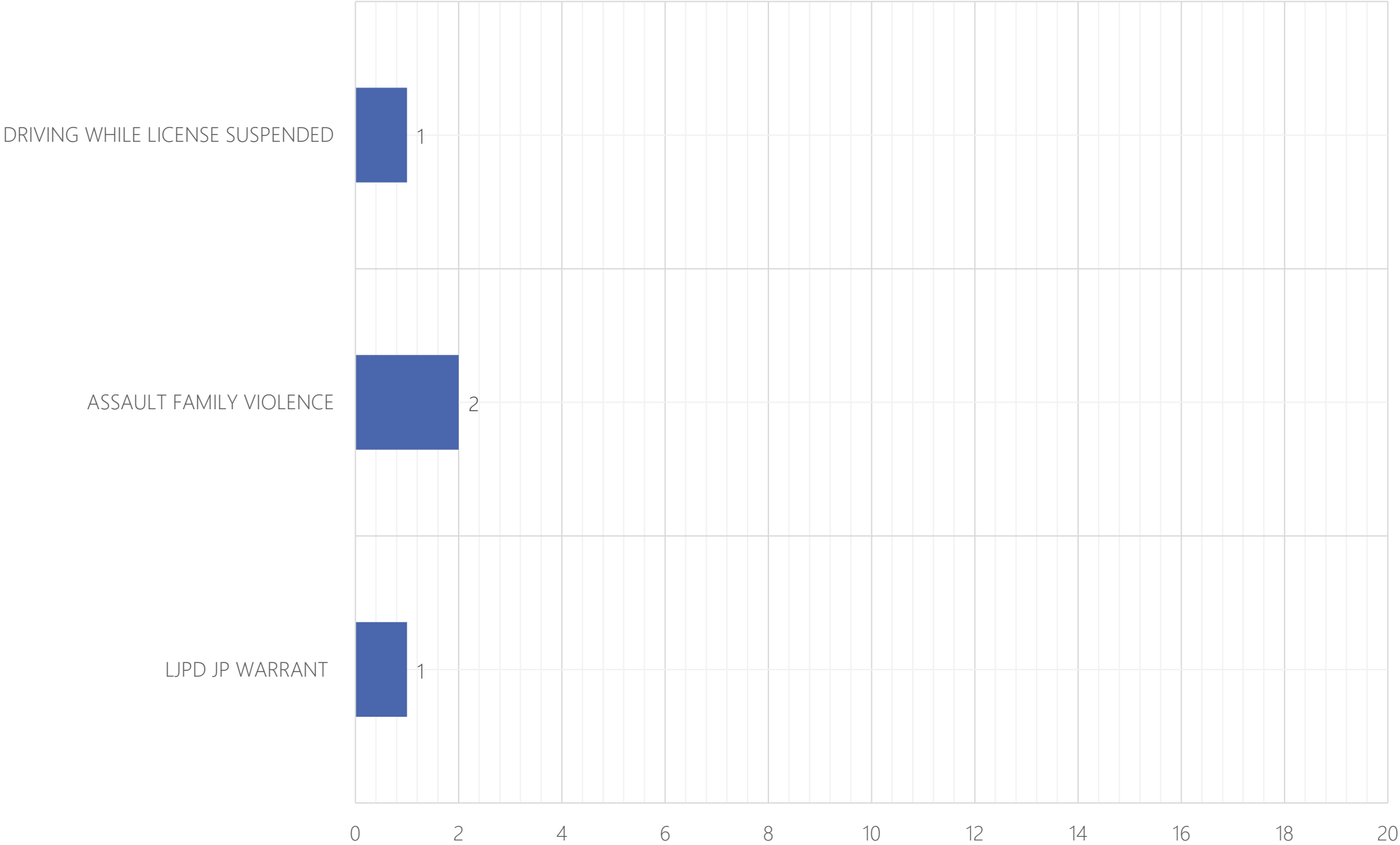
Arrests in Richwood

- Following are the arrests made in Richwood for the year 2021. The arrests are categorized by officer and type.

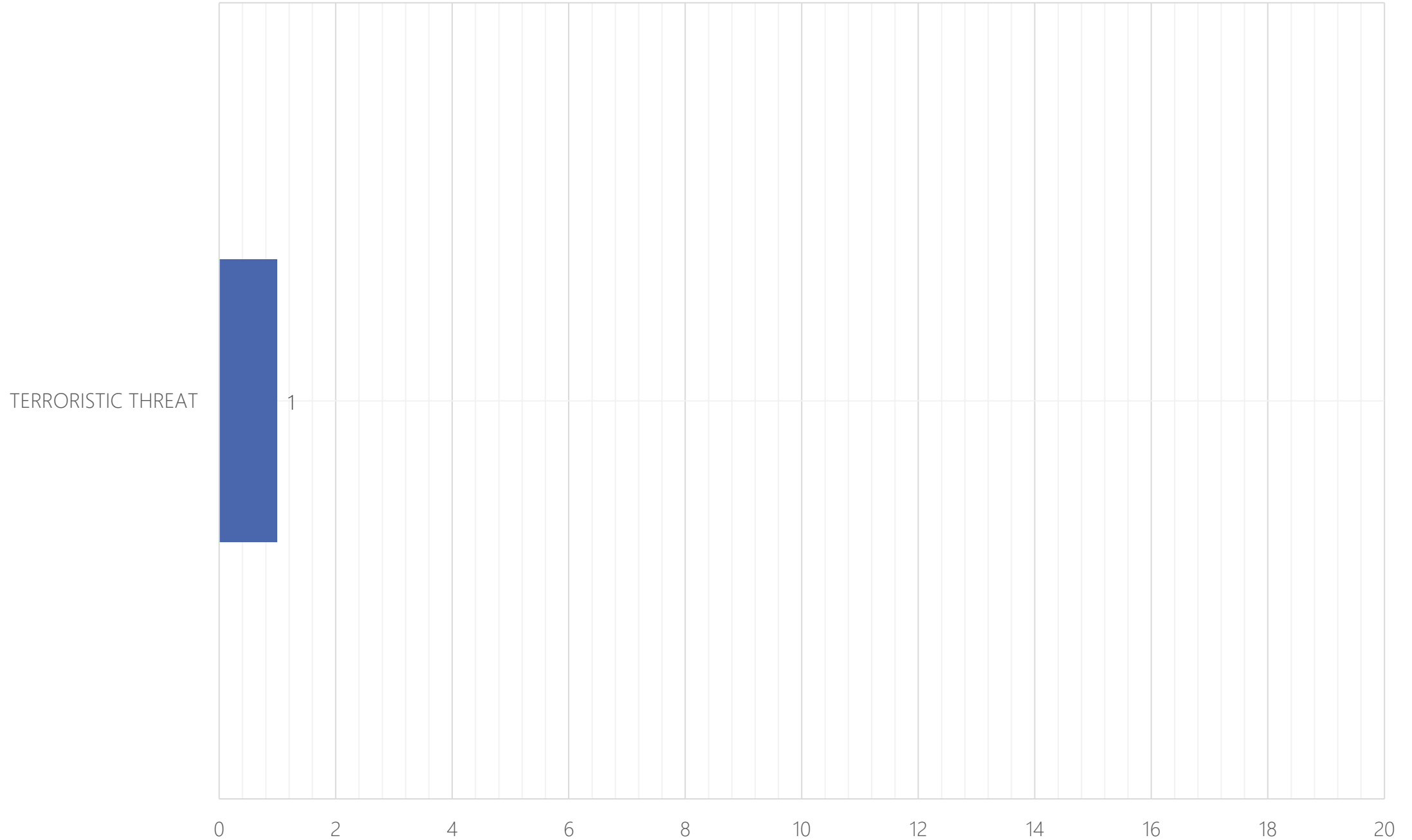




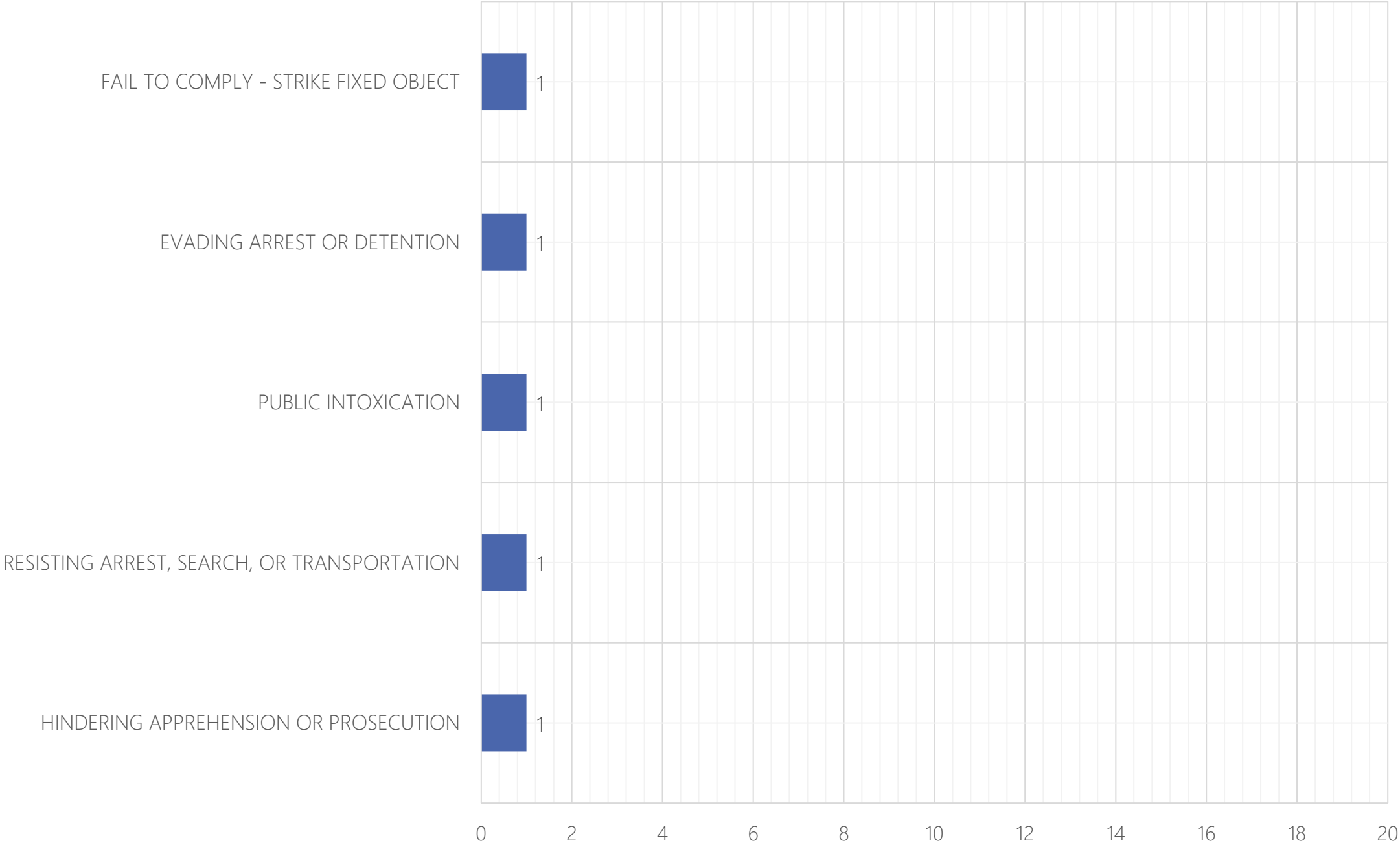
SERGEANT RICHARDS (Arrest Charges)



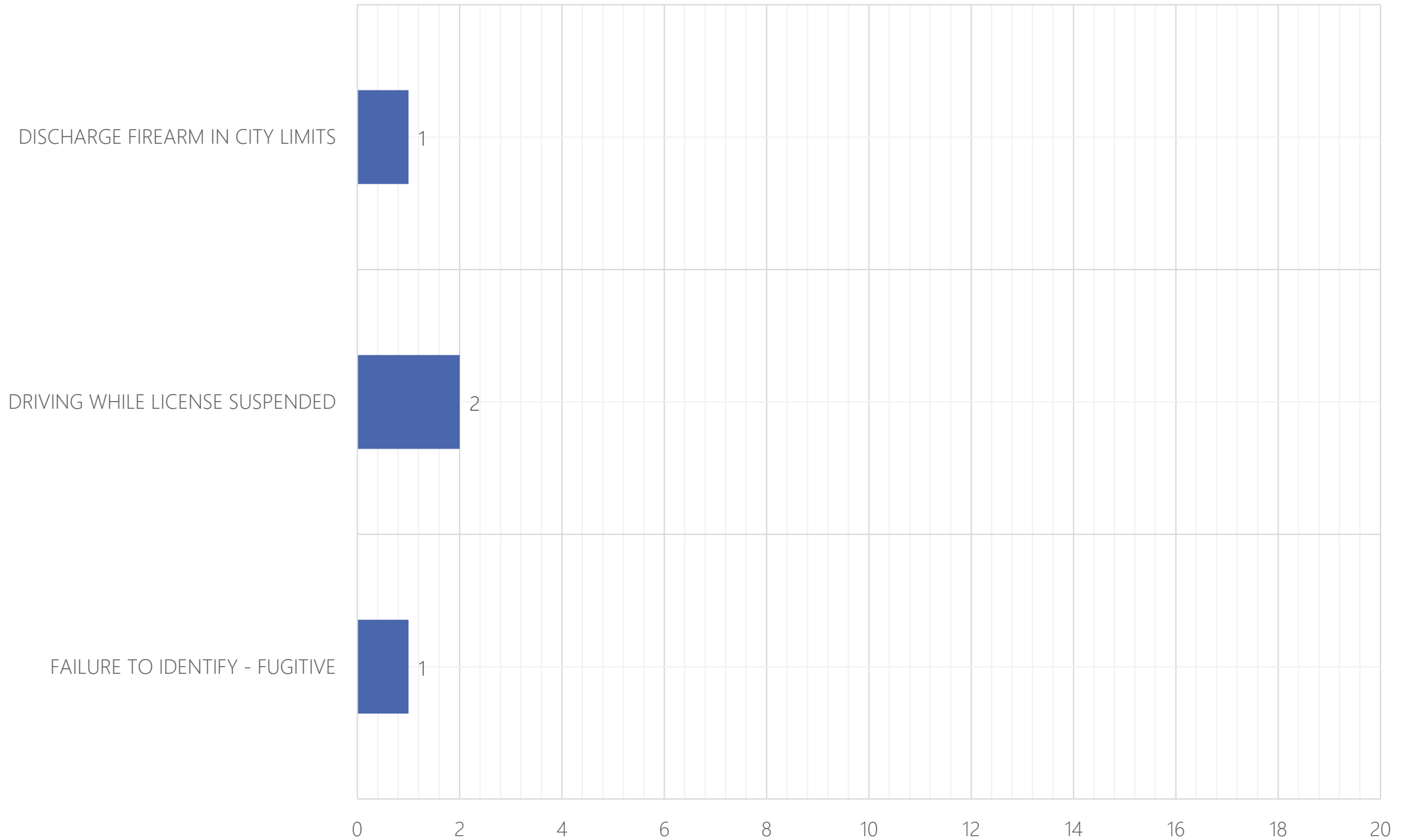
OFFICER MATHES (Arrest Charges)



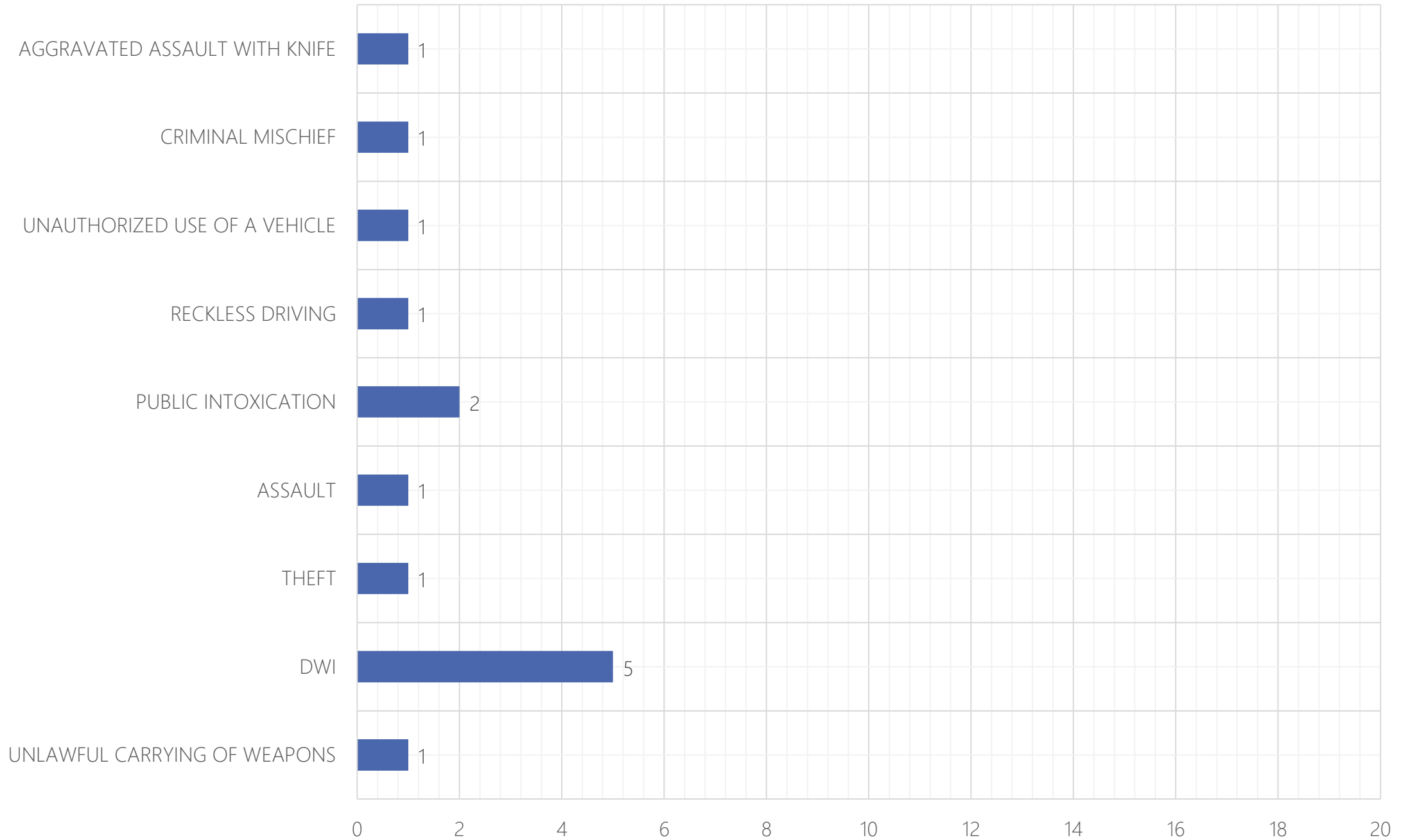
OFFICER SCHILHAB (Arrest Charges)



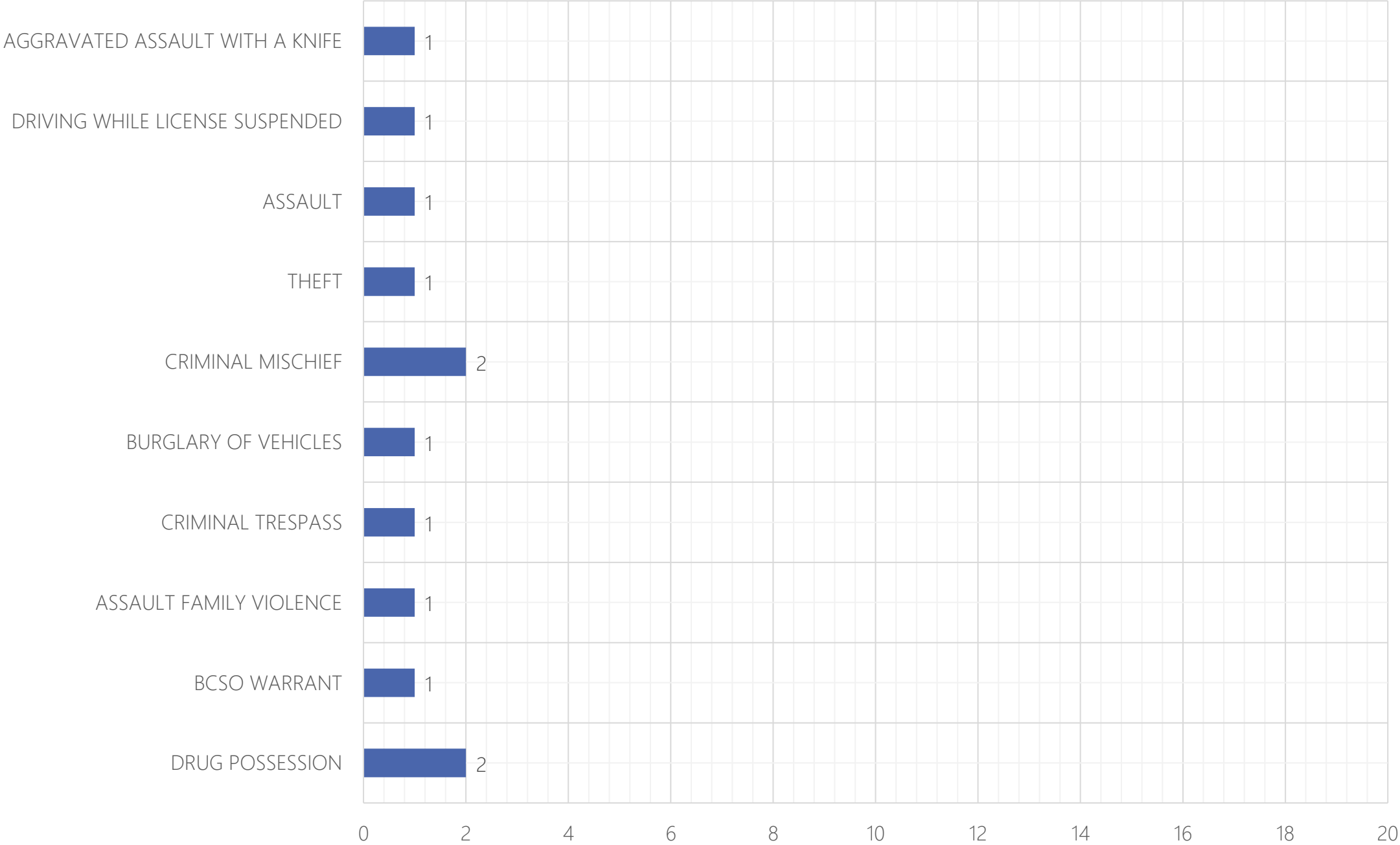
SERGEANT ABDULLAH (Arrest Charges)



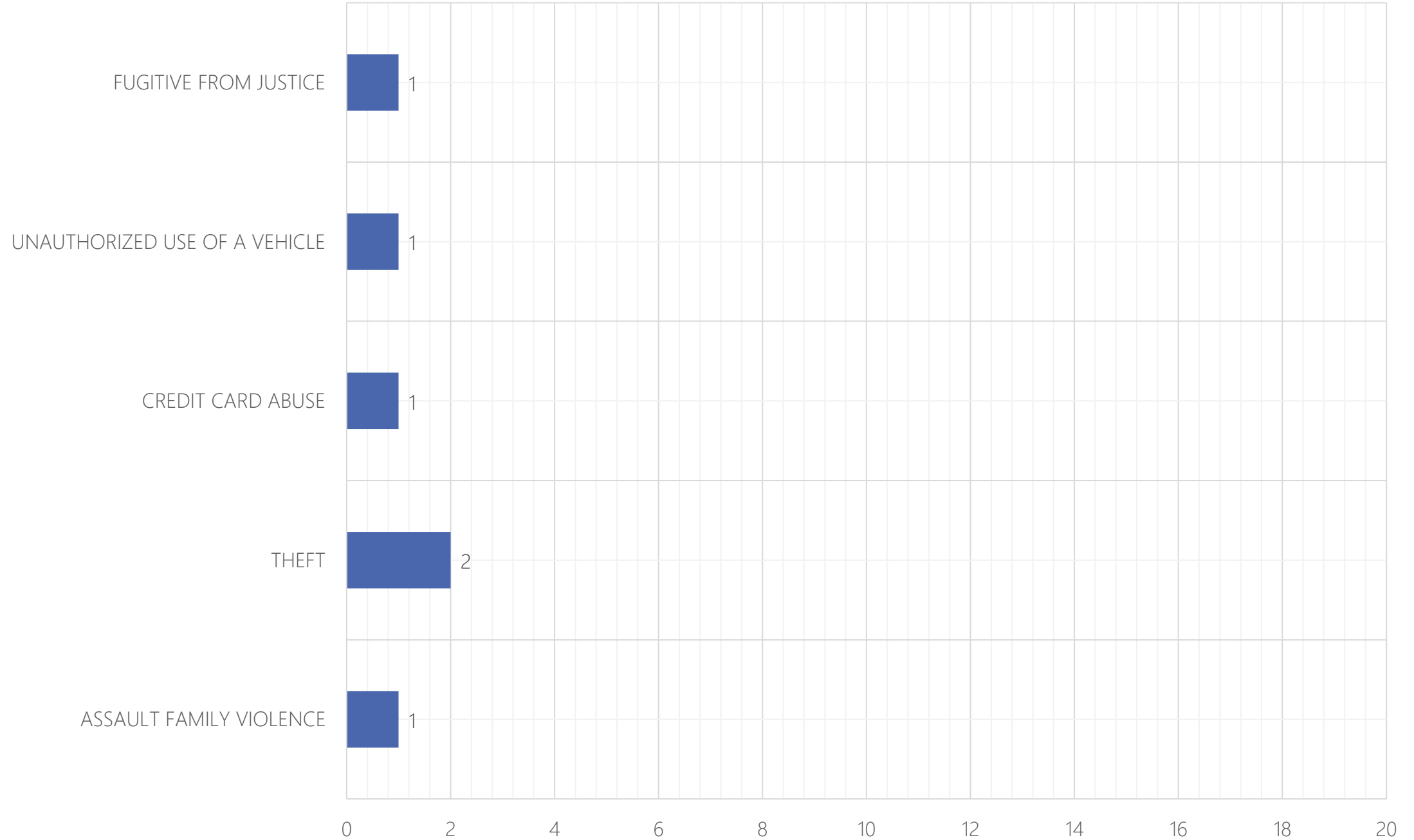
OFFICER VALLADARES (Arrest Charges)



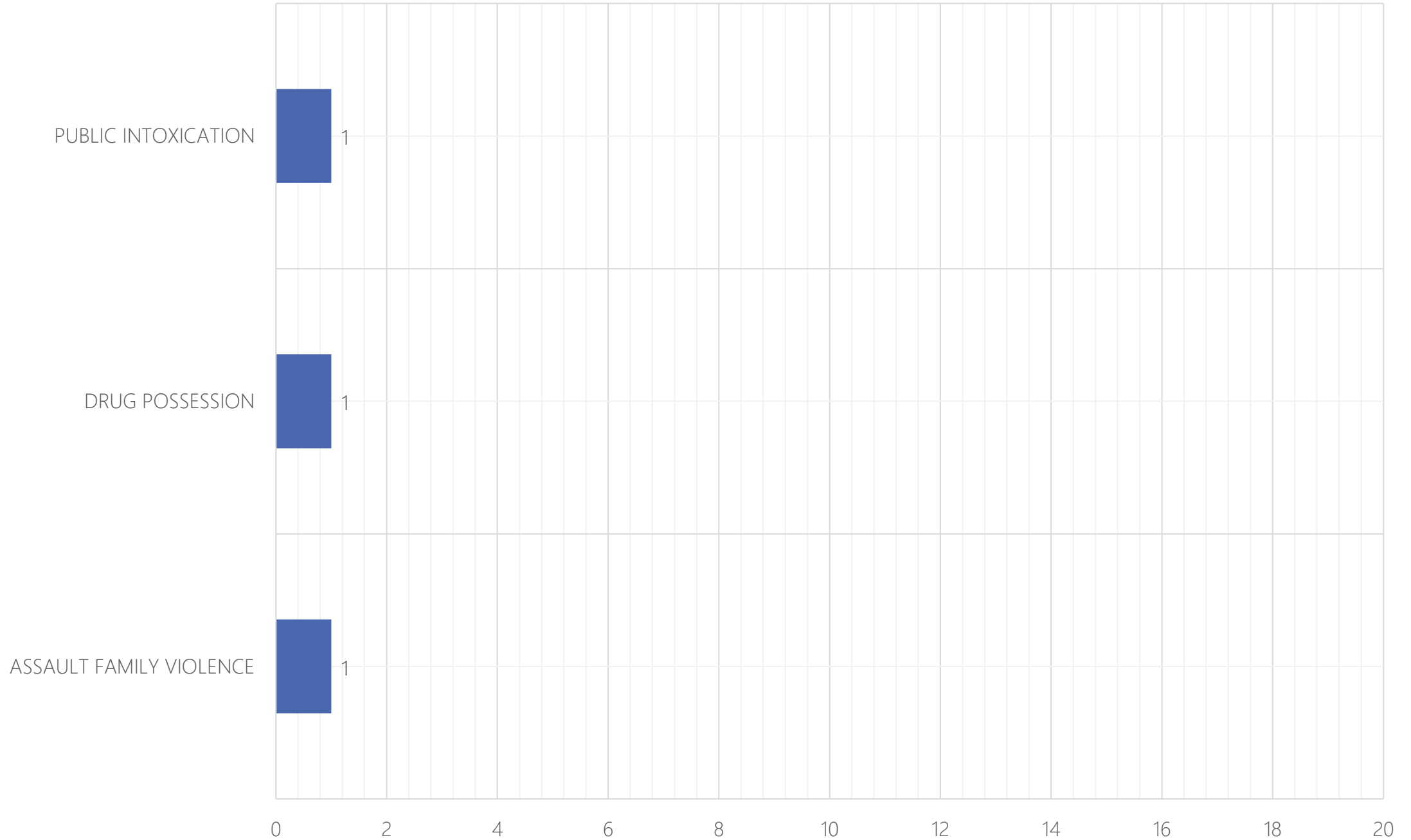
OFFICER E. GARCIA (Arrest Charges)



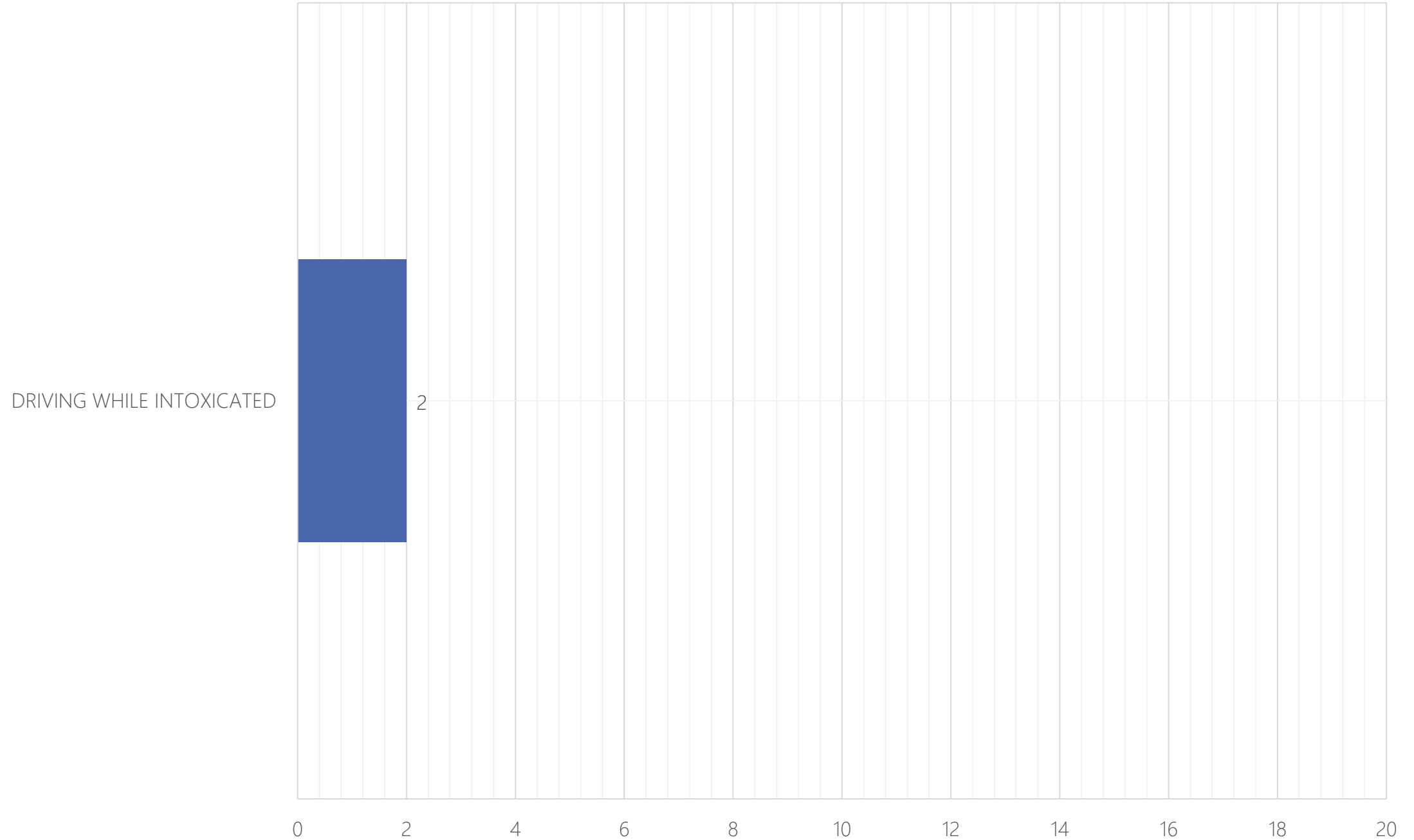
DETECTIVE HOLMES (Arrest Charges)



OFFICER ORTIZ (Arrest Charges)



OFFICER STALLBERG (Arrest Charges)



THANK YOU!

We hope you have found this report sufficient to the task of informing you about social harms, officer activity, and citizen needs of the Richwood Police Department. We thank you for taking the time to inform yourself.

It is our desire to live by our motto, *"Policing Done Right!"*

This doesn't mean we are perfect and never make mistakes. That's impossible.

What it does mean is we keep our hearts and minds open to the needs of this community. As the expectations of the general public change, so should we. We get that.

At the end of each day, we want you, the citizens and visitors of Richwood, to be proud of your police department; sharing with others, *"My PD does policing right!"*

If ever you find yourself in need of sitting down with the police chief and seeking clarification regarding police activity, or you just want to share how you think the police department should operate, please do not hesitate to reach out to Chief Mayer. He truly desires to hear your opinion. You may call him at 979.265.2640, email him at smayer@richwoodtx.gov, send him a letter to 1800 Brazosport Blvd. N. Richwood, Texas 77531, or just stop by. He would love to hear from you.




I would like to take a moment and relay my appreciation to the officers of the Richwood Police Department.

Any success the department enjoys is a result of their hard work, caring, and determination.


These fine men and women not only put themselves in harms way to protect the citizens and visitors of Richwood, likewise, they strive daily to give of themselves to the betterment of our community.

I appreciate each and every one of them.

Stephen Scott Mayer
Chief of Police




J. Richards, Sergeant




R. Abdullah, Sergeant




D. Mathes




S. Holmes




J. Garcia




E. Garcia




B. Schilhab



S. Mayer, Chief of Police



L. Ortiz



N. Nelson



S. Stallberg



Our Values

We believe it is our mission to enhance the quality of life in the City through a proactive and professional level of police service.

We hold the preservation of life as our sacred duty and our value of human life sets our operational priorities.

We revere the truth. We accept nothing less than truth, honesty and integrity in our profession.

We honor our police powers. We understand our powers are derived from the people we serve. We do not tolerate the abuse of police authority.

We recognize our responsibility to justly enforce the law. We see our role as one to resolve problems through the law, not to abuse or punish.

We conduct ourselves with dignity. Our personal conduct is inseparable from the professional reputation of the officer and the department.

We believe in government transparency. We hold to the philosophy; a people should be aware of the activities of their police department.

We seek community partnership. We view the people of our community as partners who deserve our concern, care and attention, and

We are committed to ensuring the nominal volume of social harms, in the City of Richwood, remain low for years to come.




2022

GOALS AND OBJECTIVES





GOALS:

Create a safer motoring environment.  

Discourage property crime through directed patrols and enhanced visibility. 







Enhance organizational transparency. 

OBJECTIVES:

- Reduce motor vehicle crashes by 7% 
- Increase residence checks by 15% 
- Increase business checks by 15% 
- Increase website postings by 60% 

We hope that you join us in looking forward to our 2022 Annual Report.

The Richwood Police Department set out to accomplish goals and objectives in 2022. In some areas we met our goals in others we did not.

- We determined to create a safer motoring environment.
 -  Overall, we had more crashes in 2022 than in 2021.
 -  No fatality accidents were reported in 2022 down one from 2021.
- We wanted to discourage property crime.
 -  Larceny/Thefts rose by 96%.
 -  Burglaries rose by 50%.
- We desired to enhance organizational transparency.
 -  We added a considerable amount of information to the department website.
 -  Our Daily Updates on social media are on point.

2023

GOALS AND OBJECTIVES

GOALS:

Create a safer motoring environment.

Discourage property crime through directed patrols and enhanced visibility.

OBJECTIVES:

- Reduce motor vehicle crashes by 10%
 - From 58 to 52 crashes
- Increase residential checks by 8%
 - From 18,410 to 20,000 checks
- Decrease Larceny/Thefts by 30%
 - From 45 to 31 incidents

We hope that you join us in looking forward to our 2023 Annual Report.

