

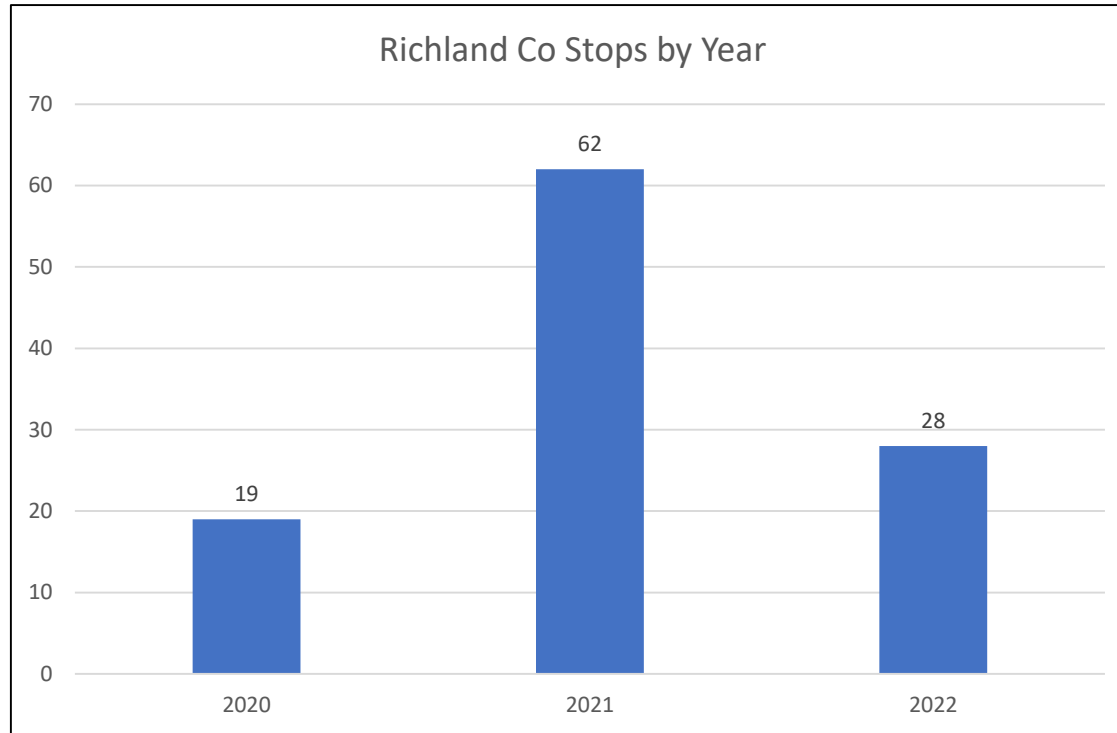


# Richland County Place of Last Drink 2020-2022 Analysis

# General Information

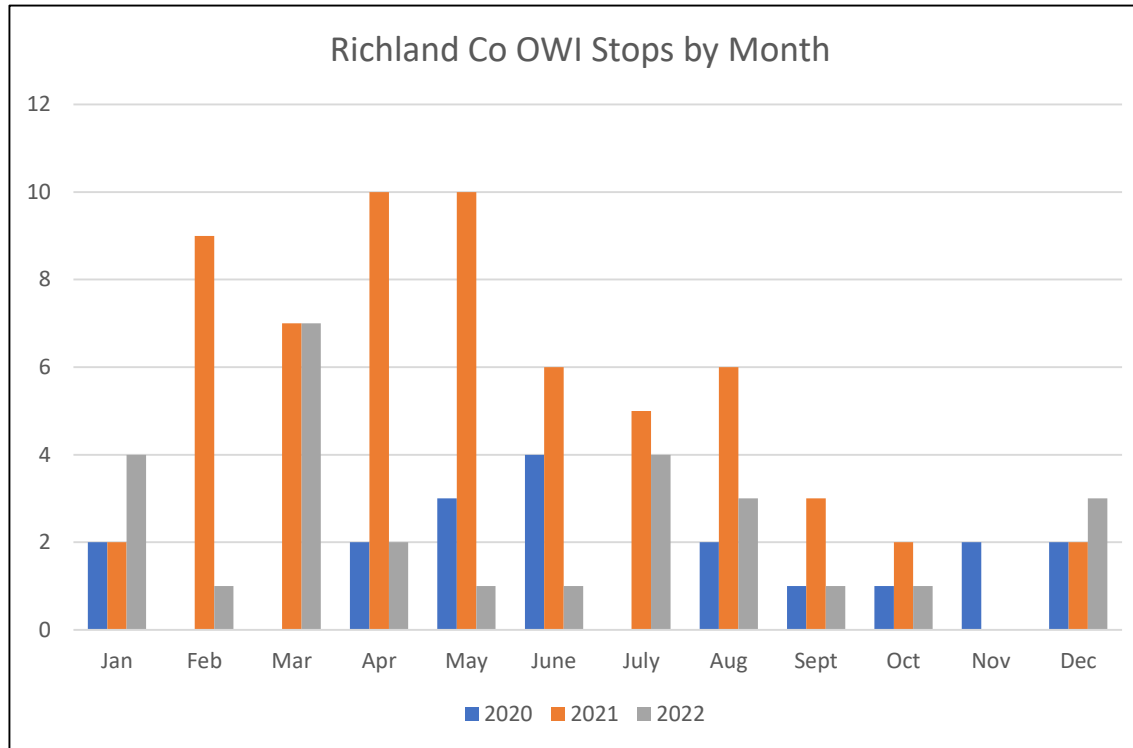
- Richland County POLD 2020-2022
  - 109 stops
    - 54 stops included a “place” of last drink
    - 55 stops missing this information
  - 123 people involved in the 109 stops
    - 9 stops had multiple people involved
  - GIS information
    - 32 (59%) places of last drink could be mapped
    - 65 (60%) location of stops could be mapped
    - 22 incidents had place of last drink and stop location that could be mapped and linked

# OWI Stops by Year



- 2021 totals far exceed 2020 and 2022.
- Why are 2021 stops that much greater than 2019 and 2022?

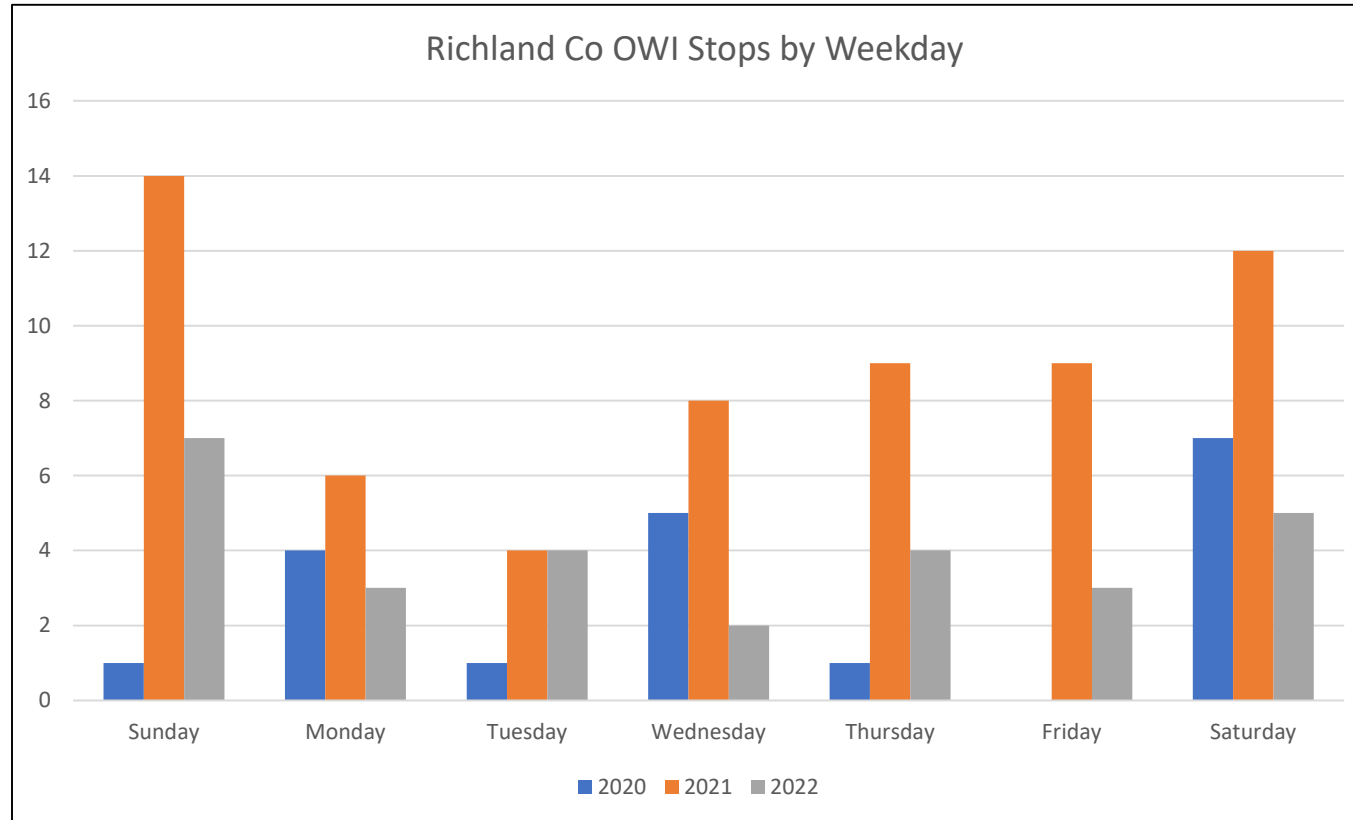
# OWI Stops by Month



Month	Total Stops
Jan	8
Feb	10
Mar	14
Apr	14
May	14
June	11
July	9
Aug	11
Sept	5
Oct	4
Nov	2
Dec	7

- From 2020 – 2022, March, April, and May had the highest number of OWI stops.
- The month with the highest number of OWI stops varied by year

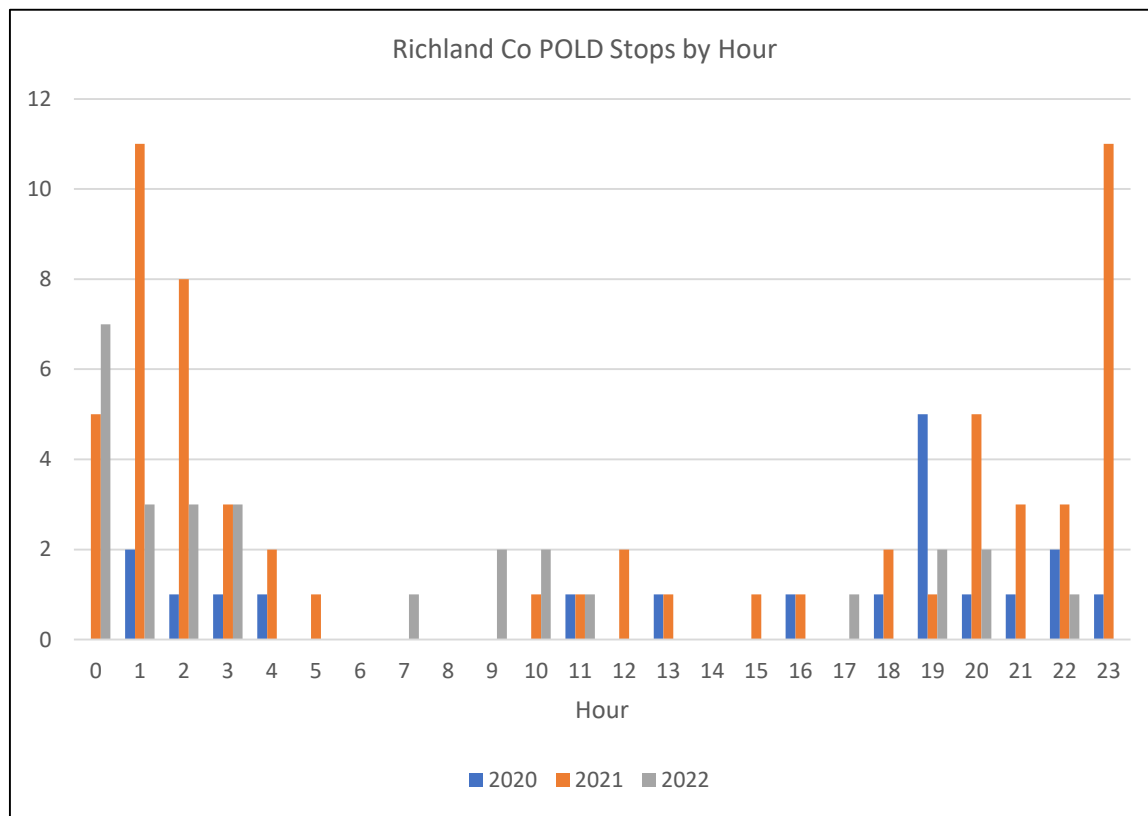
# OWI Stops by Weekday



Weekday	Total Stops
<b>Sunday</b>	<b>22</b>
Monday	13
Tuesday	9
Wednesday	15
Thursday	14
Friday	12
<b>Saturday</b>	<b>24</b>

- Overall, the most common days for OWI stops were Saturday and Sunday

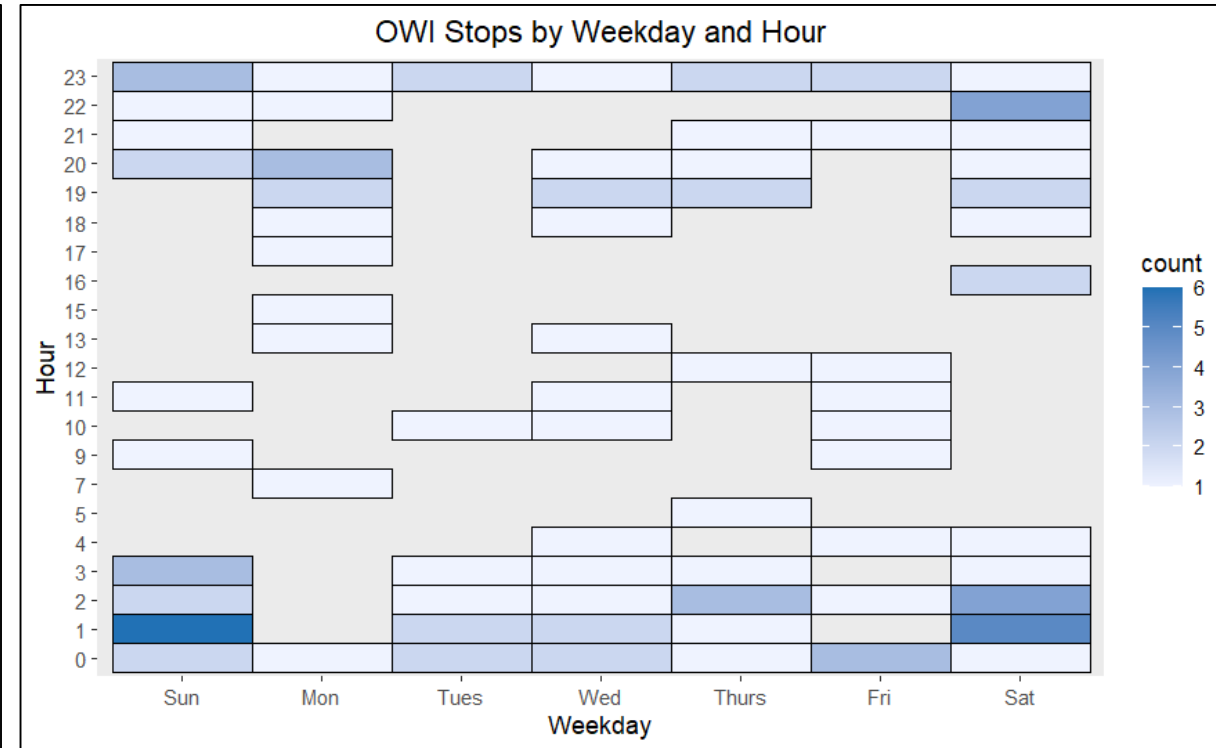
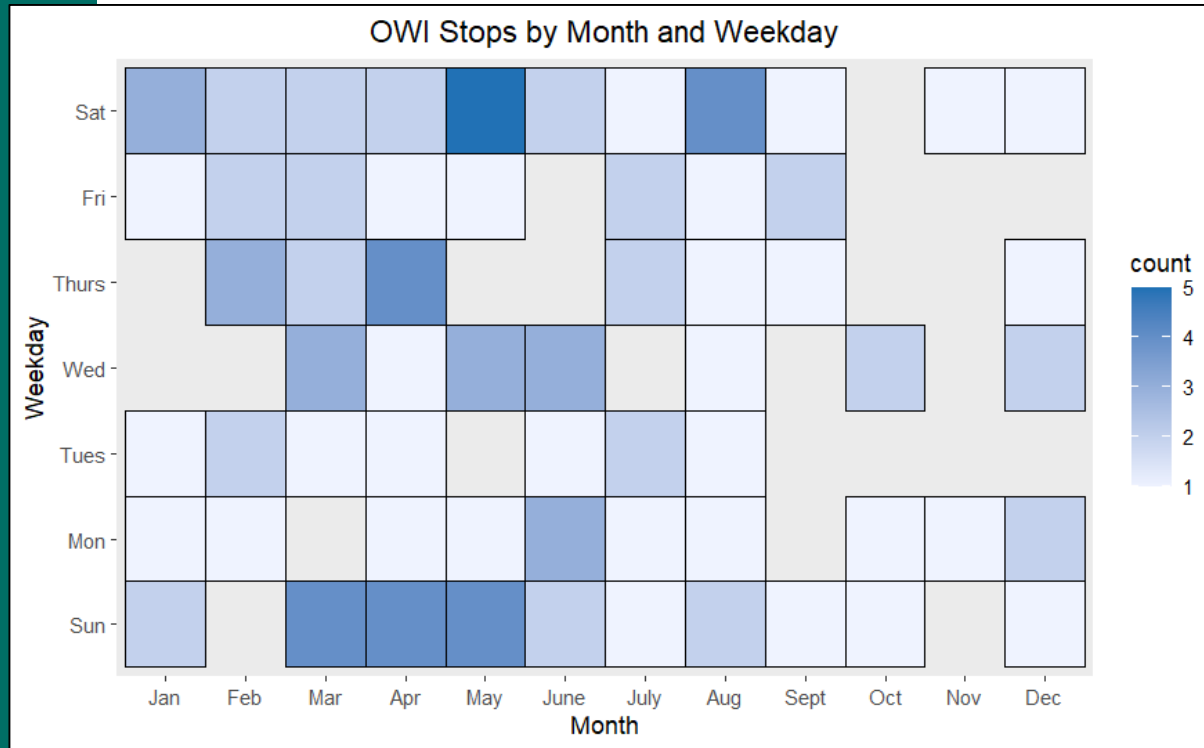
# OWI Stops by Hour



- Across the three years, OWI stops occurred most frequently between 0100-0159.
  - In 2020 OWI stops occurred most frequently between 1900-1959.
  - In 2021 OWI stops occurred most frequently between 0100-0159 and 2300-2359.
  - In 2022 OWI stops occurred most frequently between 0000-0059.

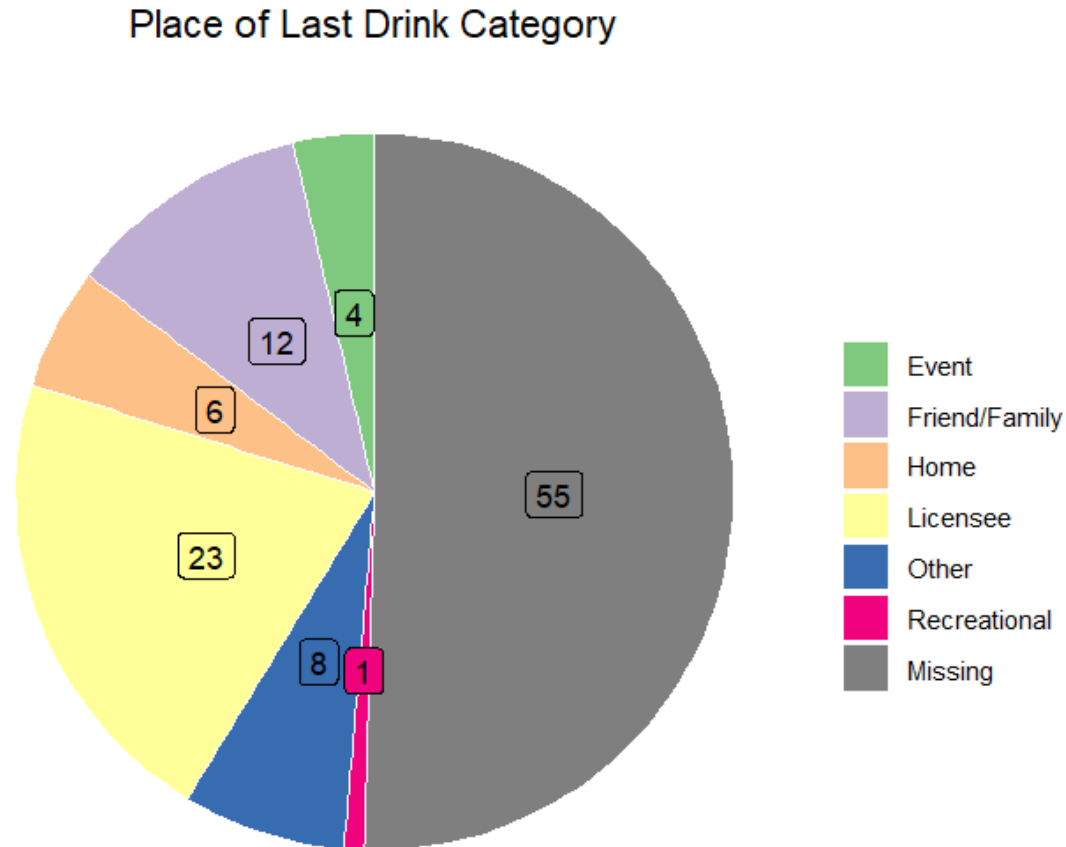
Hour	Total Stops
0000-0059	12
0100-0159	16
0200-0259	12
0300-0359	7
0400-0459	3
0500-0559	1
0600-0659	0
0700-0759	1
0800-0859	0
0900-0959	2
1000-1059	3
1100-1159	3
1200-1259	2
1300-1359	2
1400-1459	0
1500-1559	1
1600-1659	2
1700-1759	1
1800-1859	3
1900-1959	8
2000-2059	8
2100-2159	4
2200-2259	6
2300-2359	12

# OWI Stops comparing Month, Weekday, Hour



- The weekdays and hours indicate weekends (Saturdays and Sundays) are most frequent for OWI stops.
- Furthermore, data indicated OWI stops occurred during the overnight hours (11:00pm – 3:00am)

# Place of Last Drink by Category



- Licensee includes specifically named places or general places (e.g., bar in...)
- Combined drinking at a family or friend's house into one category
- Recreational includes Fairgrounds
- Other includes non-specific places such as Boaz, Yuba, Dodgeville, etc.
- Events
  - Licensed Events: Party above Los Amigos (1)
  - Social Events: Tractor Pull (1), House Party (1), Wedding (1)



# Top Named Places Mentioned

<b>Richland County</b>	<b>2020</b>	<b>2021</b>	<b>2022</b>	<b>Total</b>
Press Box		2	3	5
Mel's Microbrew	1	1	2	4
Honker's Bar		2		2
Lonesome Dove		2		2
Quail Run (Golf Course)			2	2
Los Amigos			1	1

<b>Richland Center City</b>	<b>2020</b>	<b>2021</b>	<b>2022</b>	<b>Total</b>
Press Box	5	2		7
Mel's Microbrew			1	1
Honker's Bar		1		1
Lonesome Dove	1			1
Los Amigos		1		1

- Examining the locations mentioned by year helps determine patterns
- Adding the city data gives a more complete picture.

# Analyzing Top Places Mentioned (County)

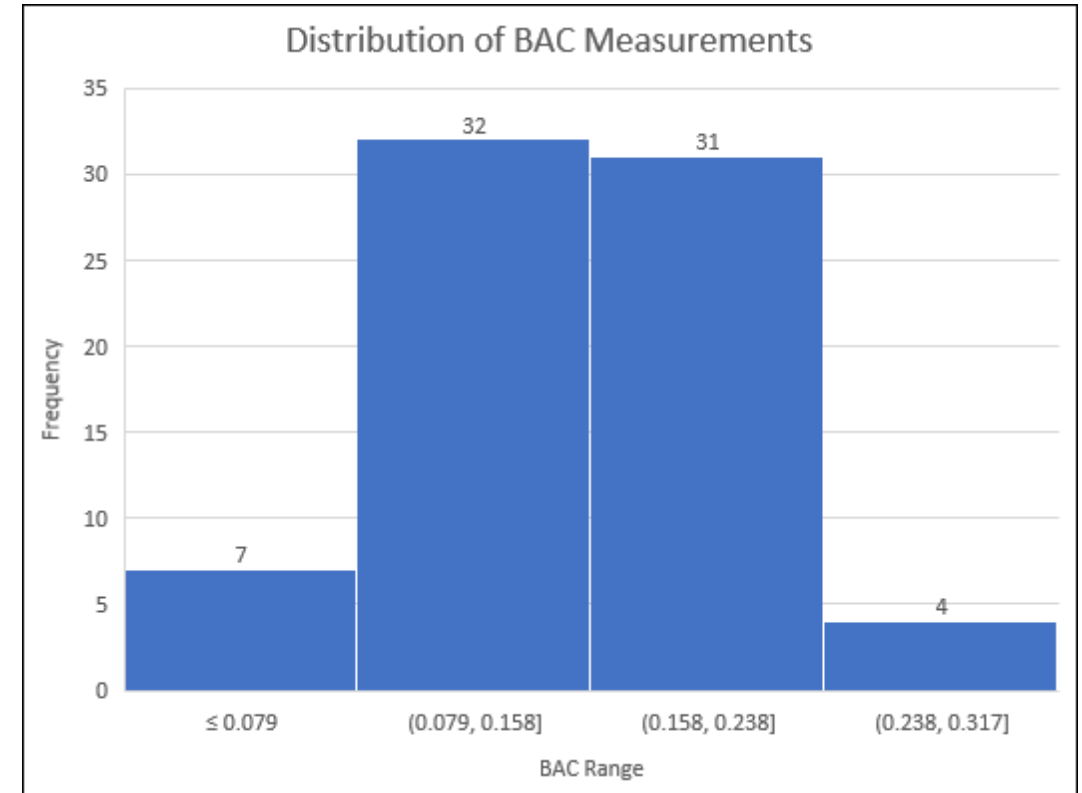
Press Box					
Date	1/1/2021	4/29/2021	3/6/2022	1/8/2022	5/22/2022
Weekday	Friday	Thursday	Sunday	Saturday	Sunday
Hour	4am	2am	2am	1am	1am
BAC	0.14	0.22	0.181	0.084	0.173

Mel's Micro				
Date	10/21/2020	4/22/2021	3/10/2022	12/29/2022
Weekday	Wednesday	Thursday	Thursday	Thursday
Hour	11pm	11pm	7pm	12am
BAC	0.132	0.184	0.08	0.19

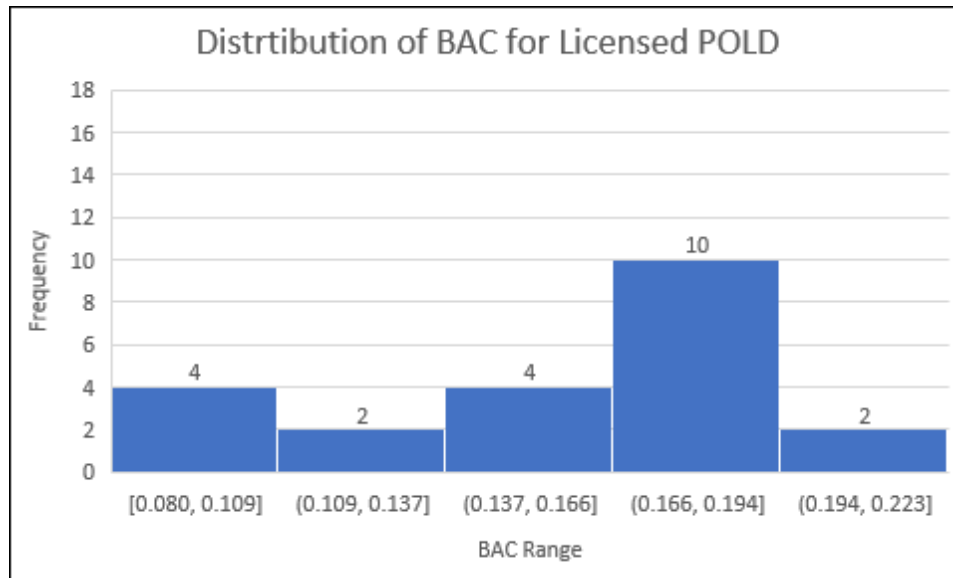
- Look for trends among places with multiple mentions
- Are specials or other events offered at places on certain days of the week?

# BAC – All OWI Stops

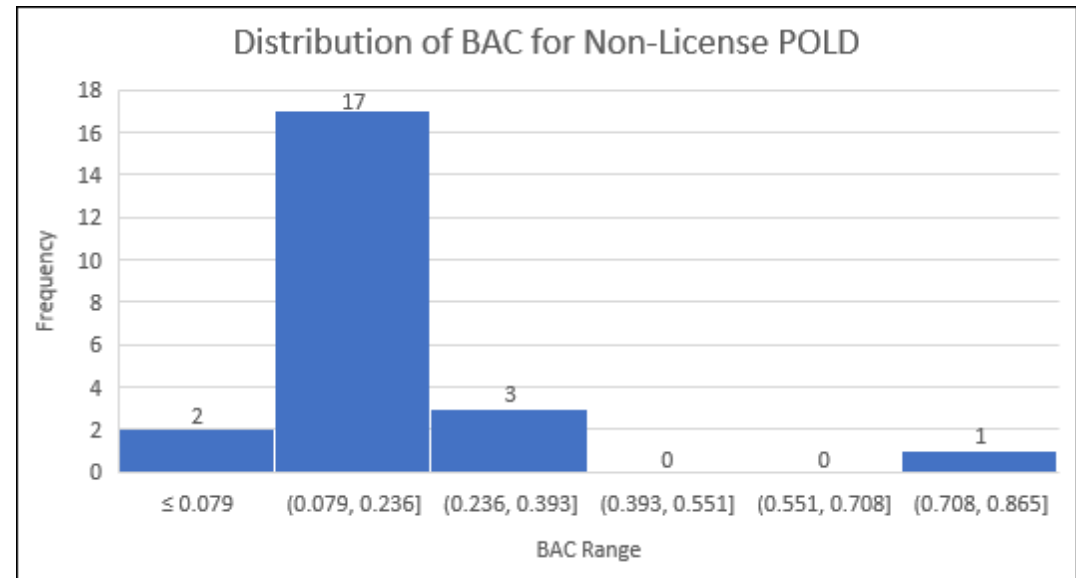
- 83 individuals
  - 75 with measurable BAC value
  - 2 Refused
  - 5 had “not detected” results
  - 1 with inconclusive result
- Average: 0.161
- Excluded 1 outlier with BAC of 0.82
- Average (excluding 0.82): 0.152



# Comparing BAC from licensed and non-licensed POLD mentions

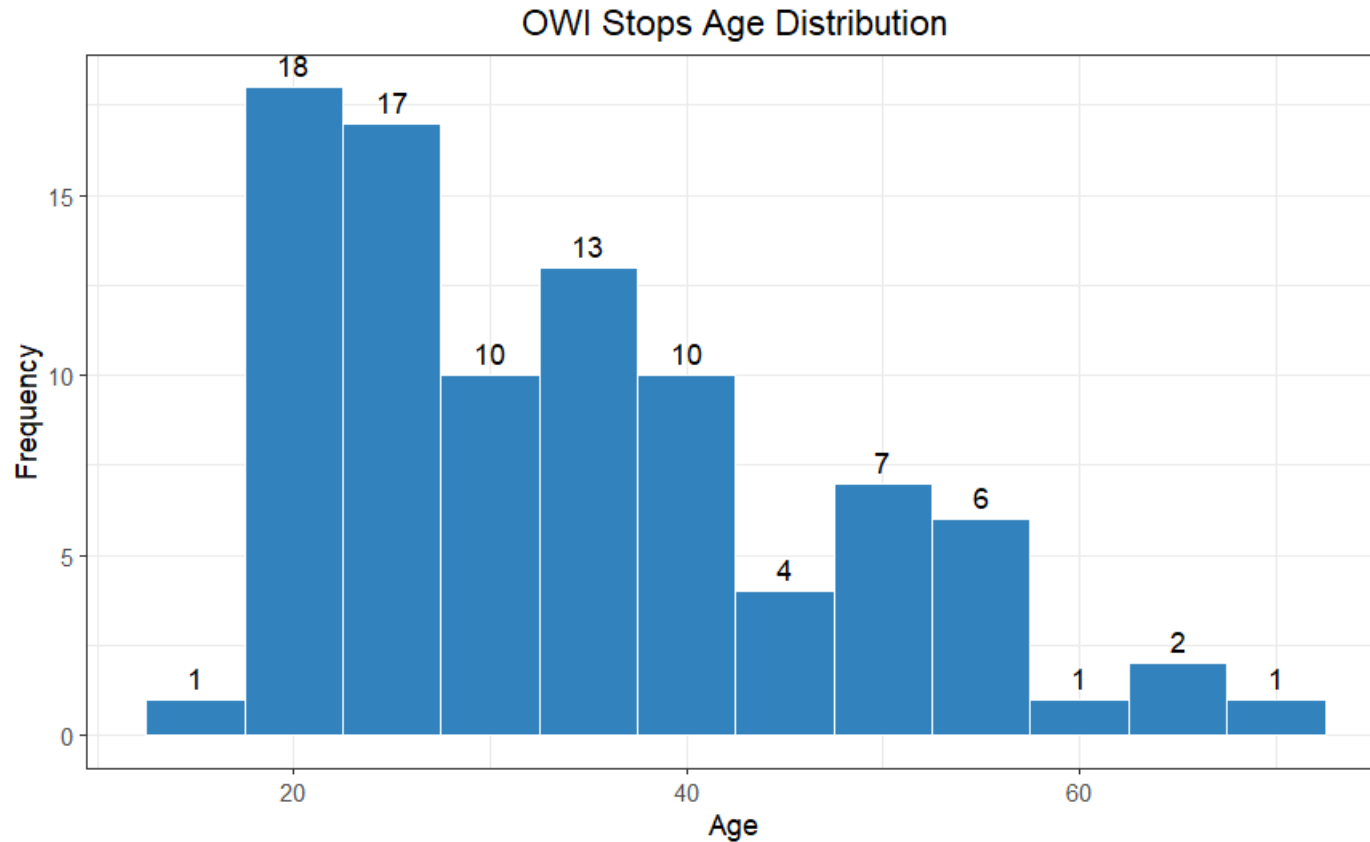


- BAC from licensed POLD
  - 22 measurements plus 1 inconclusive
  - No measurement less than 0.08
  - Range: 0.08 - 0.223
  - Average: 0.156



- BAC from non-licensed POLD
  - 23 measurements plus 2 not detected and 1 refused
  - 2 measurements less than 0.08
  - Range: 0.034 -0.82
  - Average: 0.184, Average (excluding 0.82 outlier): 0.155

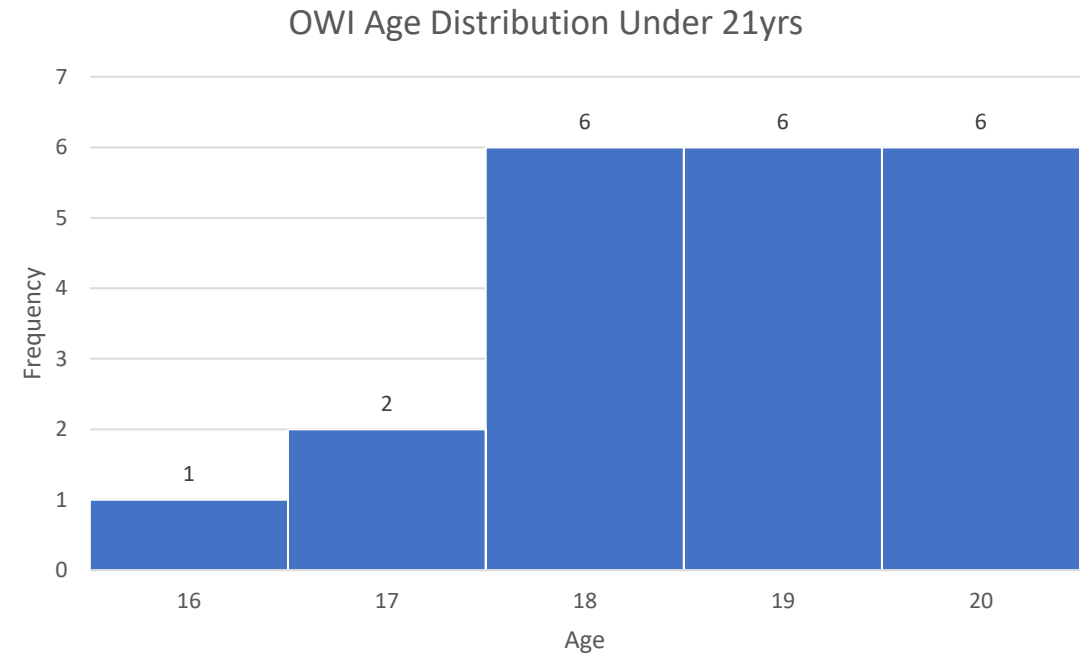
# Most OWI stops involved people between the ages of 21 and 40



- Includes 2020-2022
- Only people with BAC/Breath test indicator
- About 55% of the people with a BAC/Breath test indicator were between the ages 21 and 39

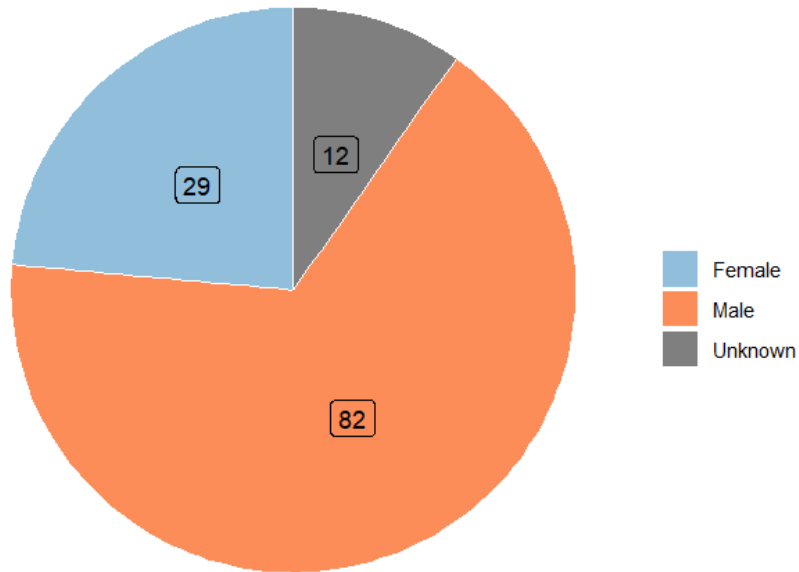
# OWI – Persons under 21-year-old

- 24 individuals under the age of 21
  - Three youngest are excluded from analysis – 4, 6, and 9 years old
- 13 individuals had BAC information
  - 1 Refused
  - 2 Non-Detected
  - Range: 0.026 – 0.232
- POLD Mentions
  - Majority home or friend's house
  - One ambiguous
  - No licensed places mentioned

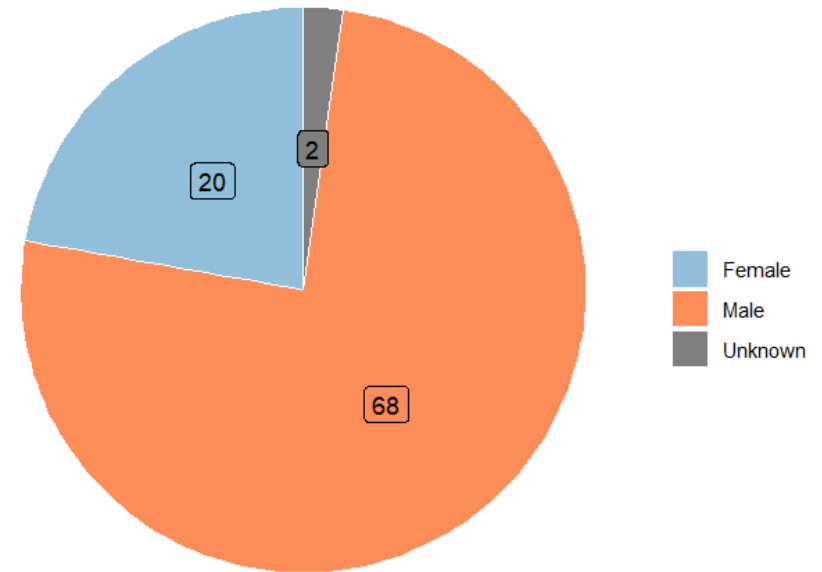


# Sex of people involved in OWI Stops

Sex of People Involved in OWI Stops



Sex of People with BAC/Breath Test



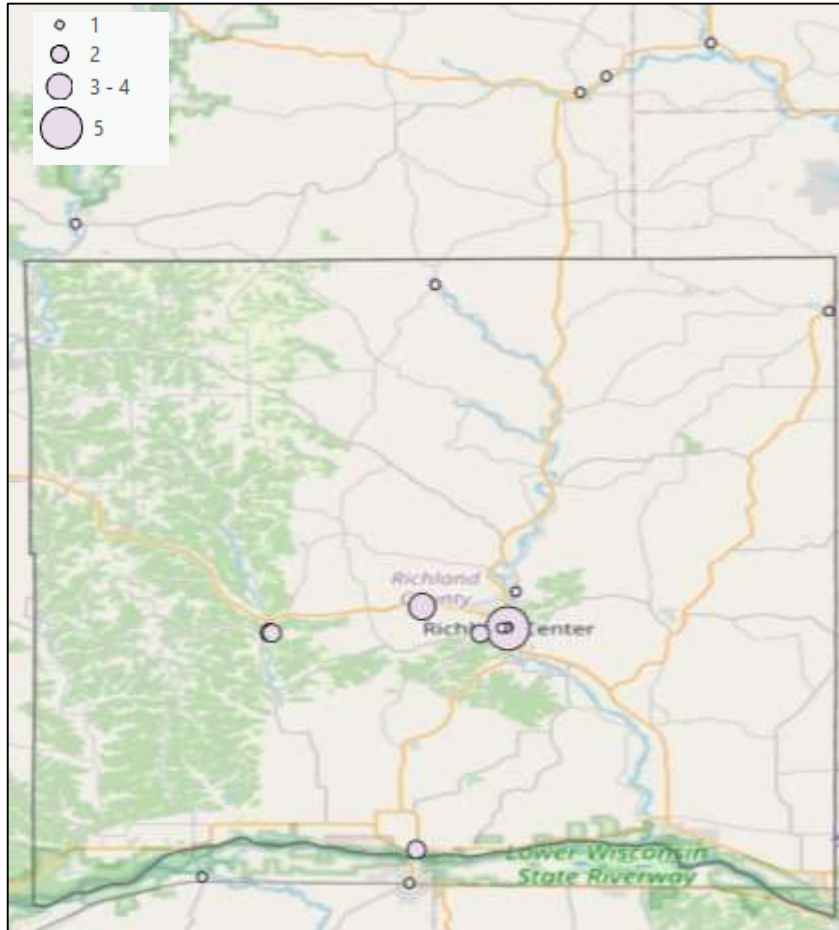
# Mapping OWI Stops for All Years



- Location coordinates could be determined for 65 OWI stops.
- Map shows clusters of all OWI stops
- Clusters can show areas that have more frequent OWI stops
- Main clustering in Richland Center (n=27)
- 6 OWI stops were also crashes. Location could be ascertained for 2 stops/crashes



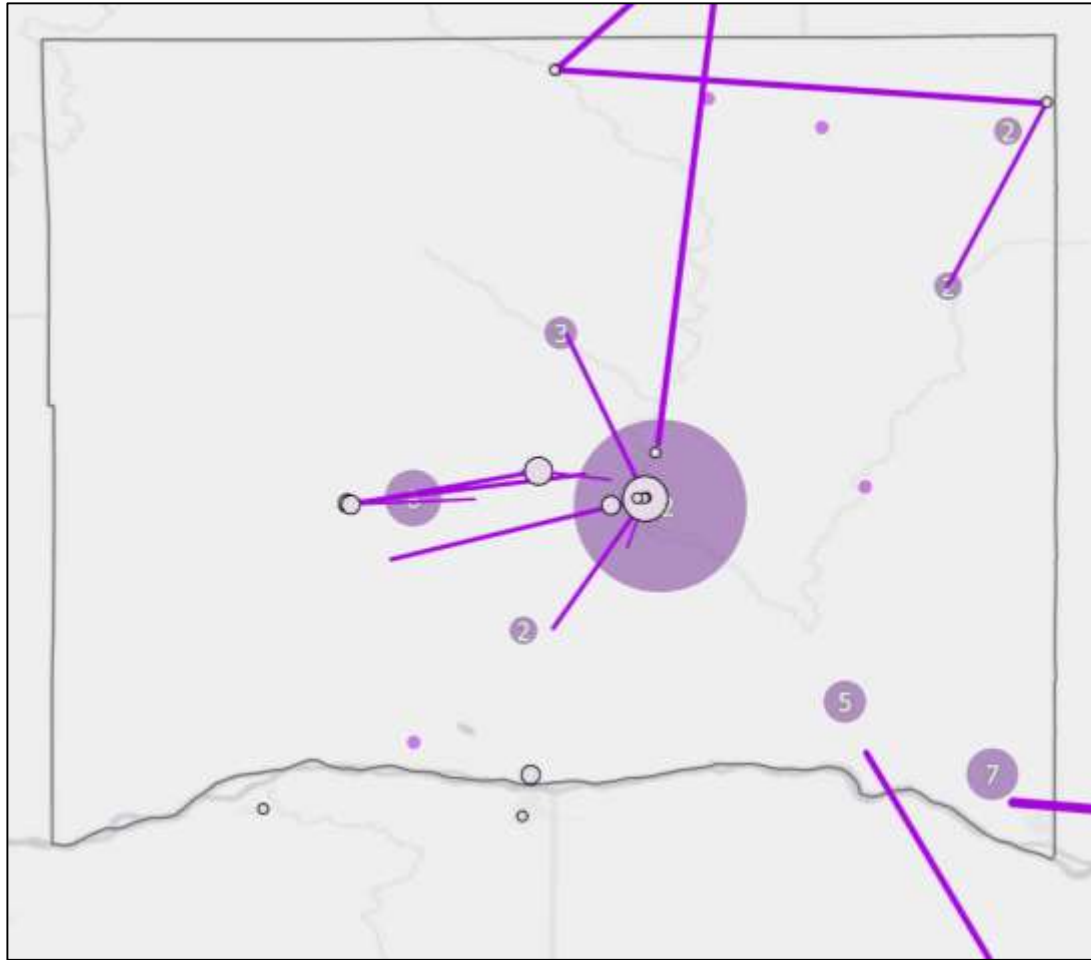
# Location of Places of Last Drink



POLD	Mention
Press Box	5
Mel's Micro	4
Boaz	2
Honker's Bar	2
Lonesome Dove	2
Quail Run	2
bar in Cazenovia	1
Brother's house Dodgeville (not shown)	1
County Market Hillsboro	1
Fairgrounds	1
home in Blue River	1
La Farge	1
local bar RC	1
Milwaukee (not shown)	1
Muscoda	1
Party above Los Amigos	1
Phoenix Center	1
Kwik Trip, Union Center	1
Tractor Pull in Hillsboro	1
Waukesha (not shown)	1
Yuba	1

- Location properties
  - Coordinates were obtained for specific POLD mentions
  - If POLD mention is ambiguous, such as Milwaukee, approximate location was used.

# Finding Distance between POLD and OWI Stop



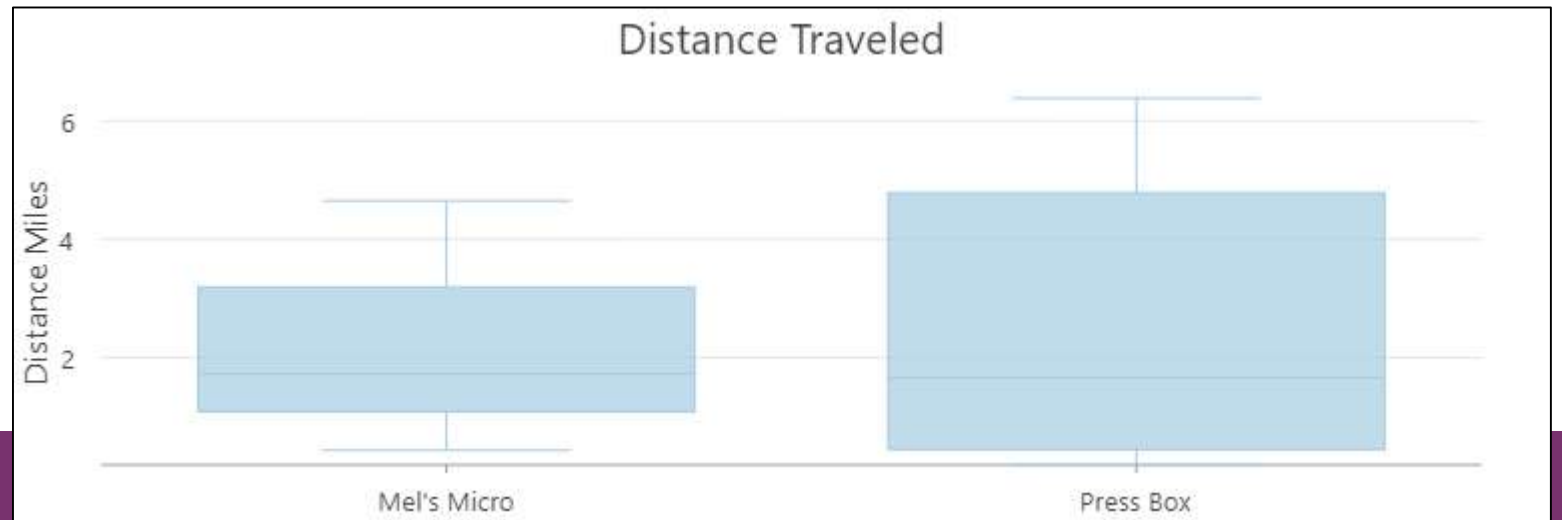
- 22 OWI stop locations could be linked with their respective place of last drink location
- The average distance for all 22 stops was 9.4mi
- However, the average distance for POLD and OWI stops occurring in the county was 3.04mi (n = 18)

# Distance between stop and POLD among incidents that mentioned licensed establishments (N=15)

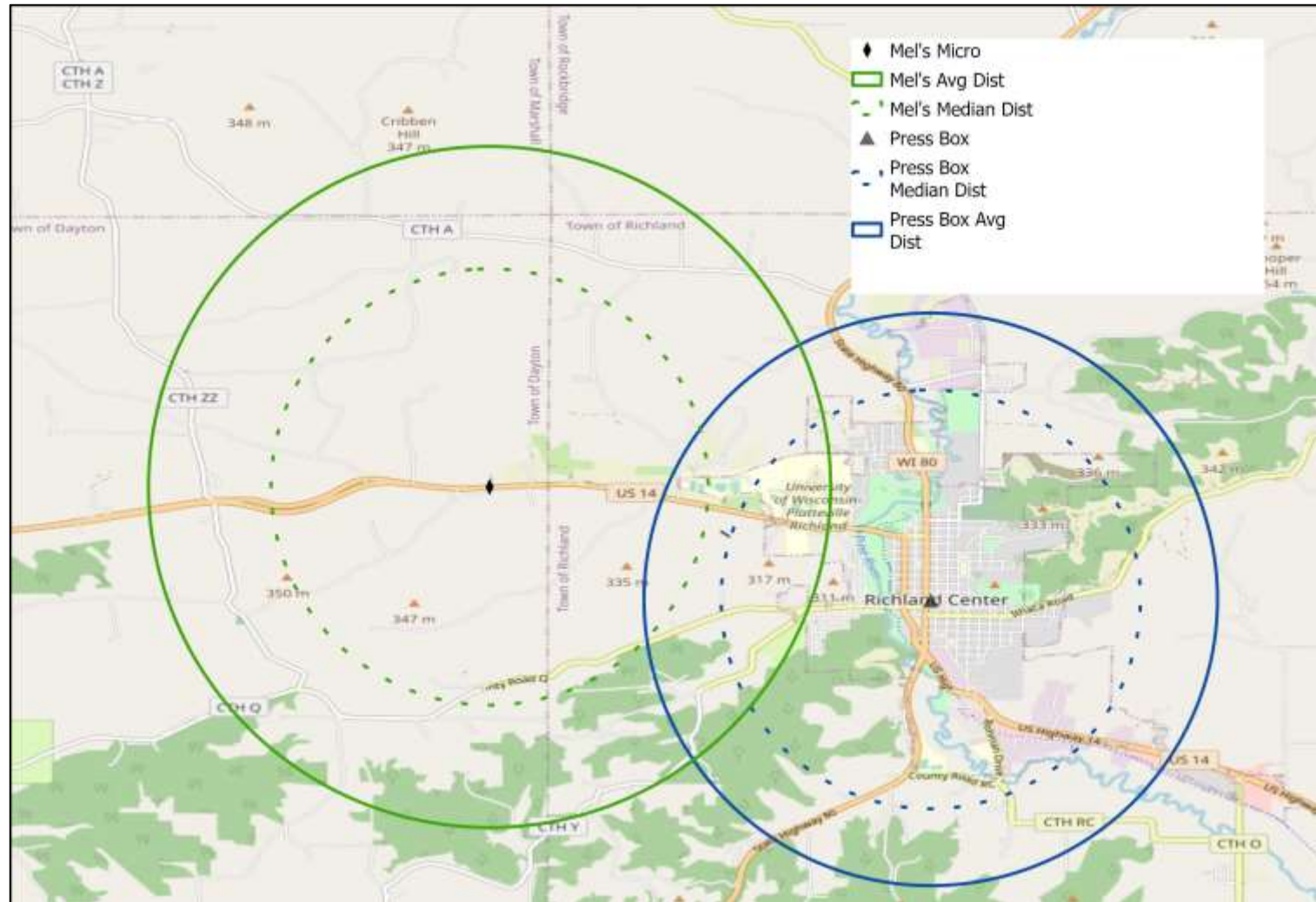


- Minimum Distance: 0.19mi
- Maximum Distance: 12.80mi
- Average Distance: 3.30mi
- Median Distance: 1.73mi

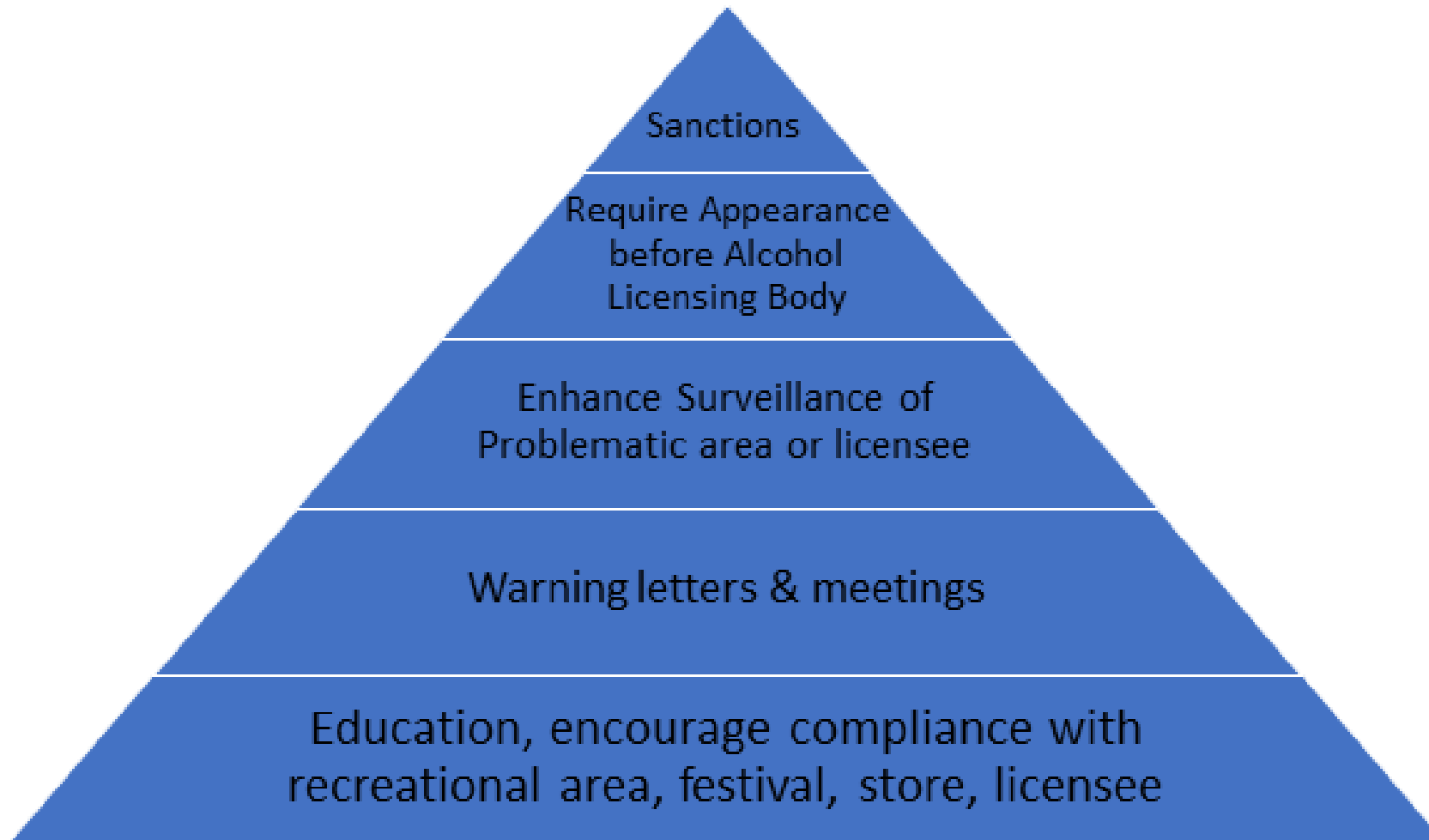
Distance in Miles	Press Box (n=5)	Mel's Microbrew (n=3)
Minimum Distance	0.19	0.44
Maximum Distance	6.38	4.65
Median Distance	1.66	1.73
Average Distance	2.27	2.70



# Visualization of Press Box and Mel's Microbrew Distances (miles)



# The data analysis can help with next steps...





*Join us for the statewide*  
**PLACE OF LAST DRINK (POLD)  
USER GROUP MEETING**

**JUNE 5, 2023, 10:30 AM - 3:30 PM**

Northeast Wisconsin Technical College  
2740 W. Mason Street, Green Bay

**Registration is open!**

**<https://bit.ly/3nnDoy7>**

Cost: \$30/person, includes lunch

Event will feature a panel discussion led by Emily Thompson, JD, from WI Department of Justice, breakouts with agencies who will share lessons learned from their POLD experiences, and a closing by the WI Department of Transportation.

