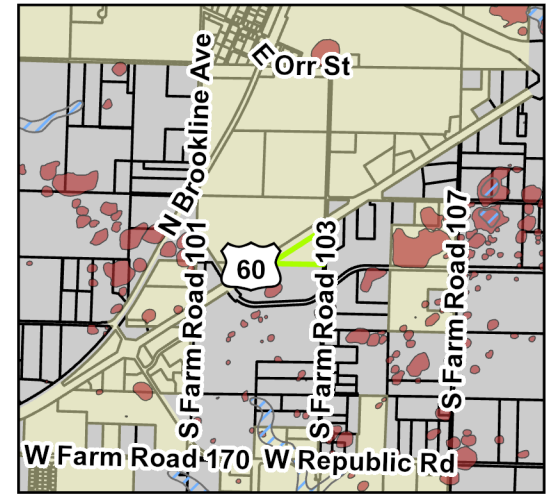






# REZN 21-011: ShoMe Fabrication

## Vicinity Map



### Legend

-  ShoMe Fabrication
-  Parcels
-  Sinkhole
-  Floodplain

Parcel Owner: S. Foreman Realty CO, LLC  
Parcel Address: 6330 West US Highway 60  
Area: 9.1 Acres  
Existing Zoning: General Commercial (C-2)  
Requested Zoning: Heavy Manufacturing (M-2)

