



INVESTMENT PORTFOLIO SUMMARY

For the Quarter Ended

December 31, 2021

Prepared by
Valley View Consulting, L.L.C.

The investment portfolio of the Town of Prosper is in compliance with the Public Funds Investment Act and the Town of Prosper Investment Policy and Strategies.

Betty Pamplin

Betty Pamplin, Finance Director

Elizabeth McDonald

Elizabeth McDonald, Accounting Manager

Disclaimer: These reports were compiled using information provided by the Town of Prosper. No procedures were performed to test the accuracy or completeness of this information. The market values included in these reports were obtained by Valley View Consulting, L.L.C. from sources believed to be accurate and represent proprietary valuation. Due to market fluctuations these levels are not necessarily reflective of current liquidation values. Yield calculations are not determined using standard performance formulas, are not representative of total return yields and do not account for investment advisor fees.

Summary

Quarter End Results by Investment Category:

Asset Type	September 30, 2021			December 31, 2021		
	Ave. Yield	Book Value	Market Value	Ave. Yield	Book Value	Market Value
MMA/NOW	0.43%	\$ 42,254,083	\$ 42,254,083	0.31%	\$ 33,681,512	\$ 33,681,512
Pools	0.01%	10,421,364	10,421,364	0.03%	25,625,829	25,625,829
Securities	0.37%	3,827,213	3,827,088	0.39%	3,561,229	3,547,530
Certificates of Deposit	0.17%	79,532,842	79,532,842	0.24%	84,571,814	84,571,814
Total	0.29%	\$ 136,035,502	\$ 136,035,377	0.23%	\$ 147,440,384	\$ 147,426,684

Average Yield - Current Quarter (1)

Total Portfolio	0.23%
Rolling Three Month Treasury	0.06%
Rolling Six Month Treasury	0.08%
TexPool	0.04%

Fiscal Year-to-Date Average Yield (2)

Total Portfolio	0.23%
Rolling Three Month Treasury	0.06%
Rolling Six Month Treasury	0.08%
TexPool	0.04%

Interest Earnings (Approximate)

Quarter	\$ 89,920
Fiscal Year-to-date	\$ 89,920

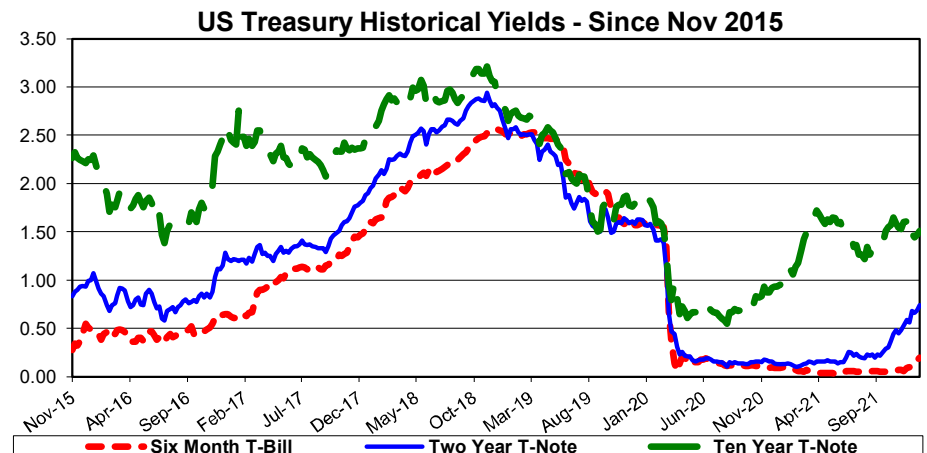
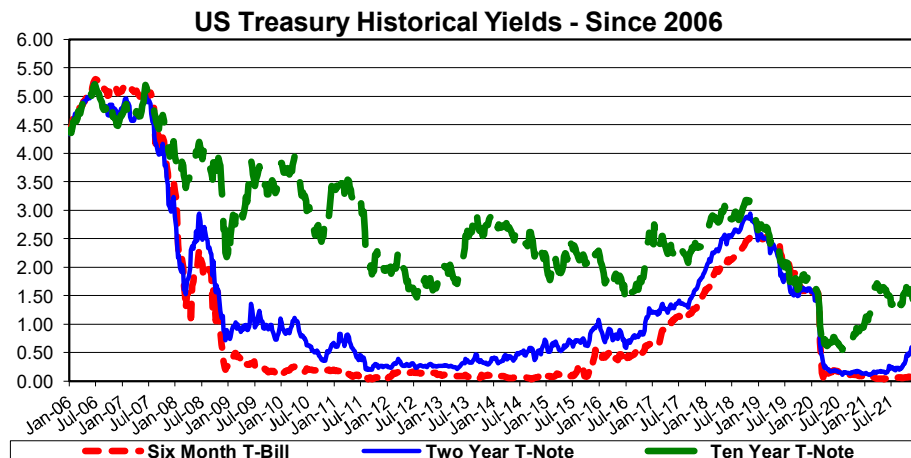
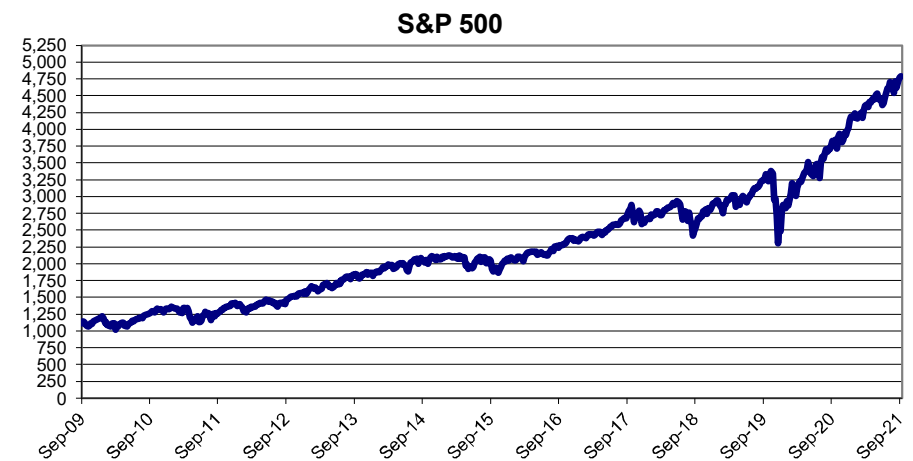
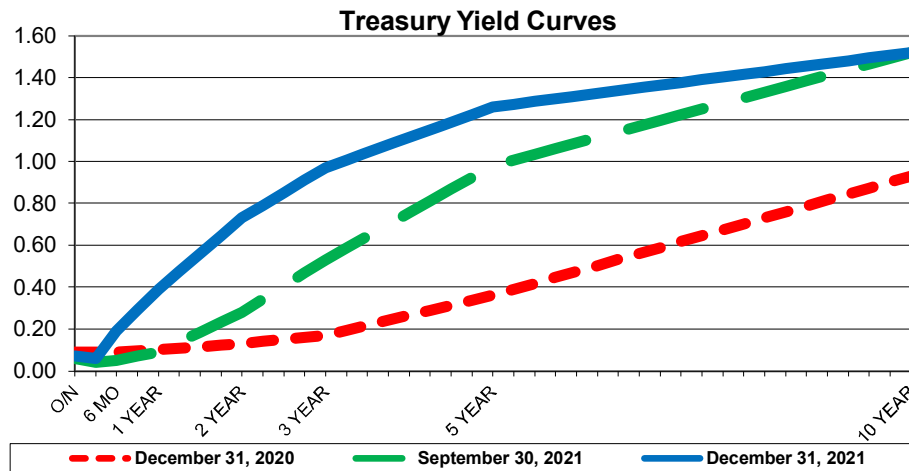
(1) **Quarter End Average Yield** - based on adjusted book value, realized and unrealized gains/losses and investment advisory fees are not considered. The yield for the reporting month is used for bank, pool, and money market balances.

(2) **Fiscal Year-to-Date Average Yield** - calculated using quarter end report yields and adjusted book values and does not reflect a total return analysis or account for advisory fees.

Economic Overview

12/31/2021

The Federal Open Market Committee (FOMC) maintained the Fed Funds target range at 0.00% to 0.25% (Effective Fed Funds are trading <0.10%). The FOMC began reducing monthly security purchases during Nov 2021 and then increased the pace at the December meeting. Projections for target range increases shortened to late spring or early summer 2022. Third Quarter GDP posted +2.3% (Final). December employment reflected U-2 dropping to 3.9% and Non-Farm Payroll adding 199k net new jobs (Three Month Average NFP = 365). Crude oil reversed recent declines and bounced back to +/- \$75 per barrel. The Stock Markets reached new highs. Many domestic economic indicators remain positive. The Build Back Better legislation stalled in the Senate. The Debt Ceiling was increased to \$31+ trillion, easing any near-term funding pressures. Inflation remained well over the FOMC 2% target and does not appear positioned to decline in the near term. The Yield Curve shifted higher primarily six months and longer.



Investment Holdings
December 31, 2021

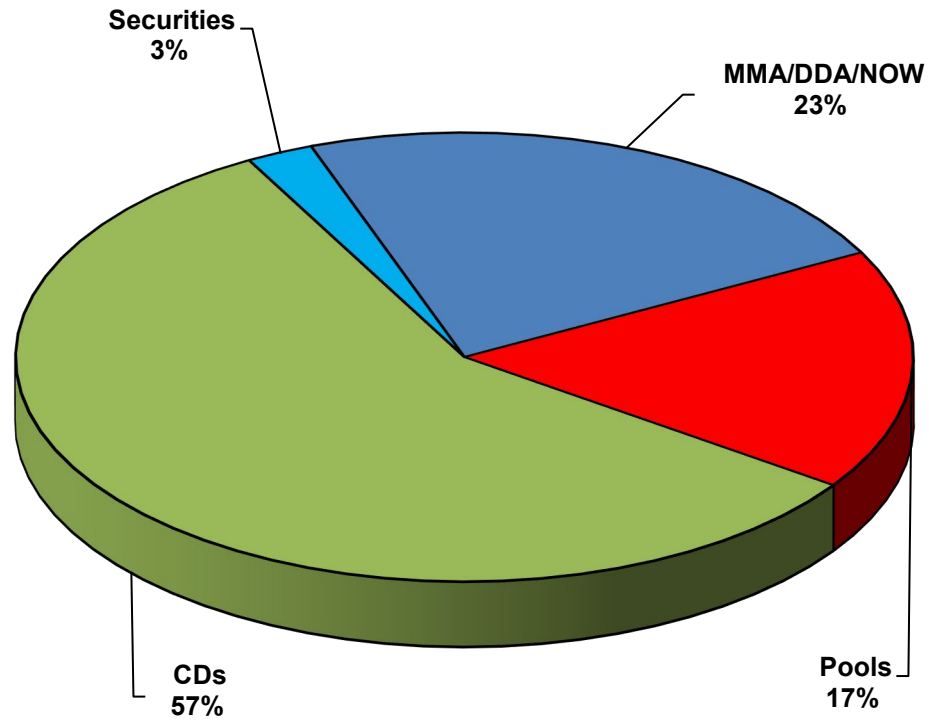
Description	Ratings	Coupon/ Discount	Maturity Date	Settlement Date	Par Value	Book Value	Market Price	Market Value	Life (Days)	Yield
Independent Bank DDA		0.35%	01/01/22	12/31/21	\$ 23,636,548	\$ 23,636,548	1.00	\$ 23,636,548	1	0.35%
NexBank MMA		0.40%	01/01/22	12/31/21	5,017,942	5,017,942	1.00	5,017,942	1	0.40%
Origin Bank MMA		0.20%	01/01/22	12/31/21	5,003,672	5,003,672	1.00	5,003,672	1	0.20%
PlainsCapital Bank MMA		0.00%	01/01/22	12/31/21	23,349	23,349	1.00	23,349	1	0.00%
TexSTAR	AAAm	0.01%	01/01/22	12/31/21	7,741,667	7,741,667	1.00	7,741,667	1	0.01%
TexPool	AAAm	0.04%	01/01/22	12/31/21	17,884,162	17,884,162	1.00	17,884,162	1	0.04%
Independent Bank CD		0.40%	02/01/22	01/14/21	6,017,969	6,017,969	100.00	6,017,969	32	0.40%
Texas Bank CD		0.45%	02/01/22	01/14/21	4,010,565	4,010,565	100.00	4,010,565	32	0.45%
Keller ISD	Aaa/AAA	0.00%	02/15/22	11/09/21	500,000	499,779	99.98	499,890	46	0.35%
East West Bank CD		0.10%	03/28/22	09/27/21	10,002,630	10,002,630	100.00	10,002,630	87	0.10%
East West Bank CD		0.17%	08/24/22	11/24/21	10,001,770	10,001,770	100.00	10,001,770	236	0.17%
Prosperity Bank CD		0.20%	09/01/22	09/01/21	5,002,494	5,002,494	100.00	5,002,494	244	0.20%
East West Bank CD		0.12%	09/27/22	09/27/21	10,003,157	10,003,157	100.00	10,003,157	270	0.12%
The American Nat'l Bank CD		0.37%	12/01/22	06/01/21	5,009,283	5,009,283	100.00	5,009,283	335	0.37%
Prosperity Bank CD		0.15%	12/27/22	09/27/21	10,003,740	10,003,740	100.00	10,003,740	361	0.15%
Legend Bank IntraFi CD		0.35%	03/23/23	03/25/21	1,500,000	1,500,000	100.00	1,500,000	447	0.35%
CapTex Bank IntraFi CD		0.40%	03/23/23	03/25/21	3,000,000	3,000,000	100.00	3,000,000	447	0.40%
The American Nat'l Bank CD		0.43%	06/01/23	06/01/21	5,010,789	5,010,789	100.00	5,010,789	517	0.43%
T-Note	Aaa/AA+	0.13%	07/31/23	10/20/21	1,500,000	1,494,478	99.22	1,488,345	577	0.36%
Veritex Community Bank CD		0.25%	08/23/23	08/23/21	10,006,301	10,006,301	100.00	10,006,301	600	0.25%
Veritex Community Bank CD		0.25%	09/15/23	09/17/21	5,003,116	5,003,116	100.00	5,003,116	623	0.25%
T-Note	Aaa/AA+	2.88%	10/31/23	10/20/21	1,500,000	1,566,972	103.95	1,559,295	669	0.43%
Total Portfolio					\$ 147,379,154	\$ 147,440,384		\$ 147,426,684	193	0.23%

(1) (2)

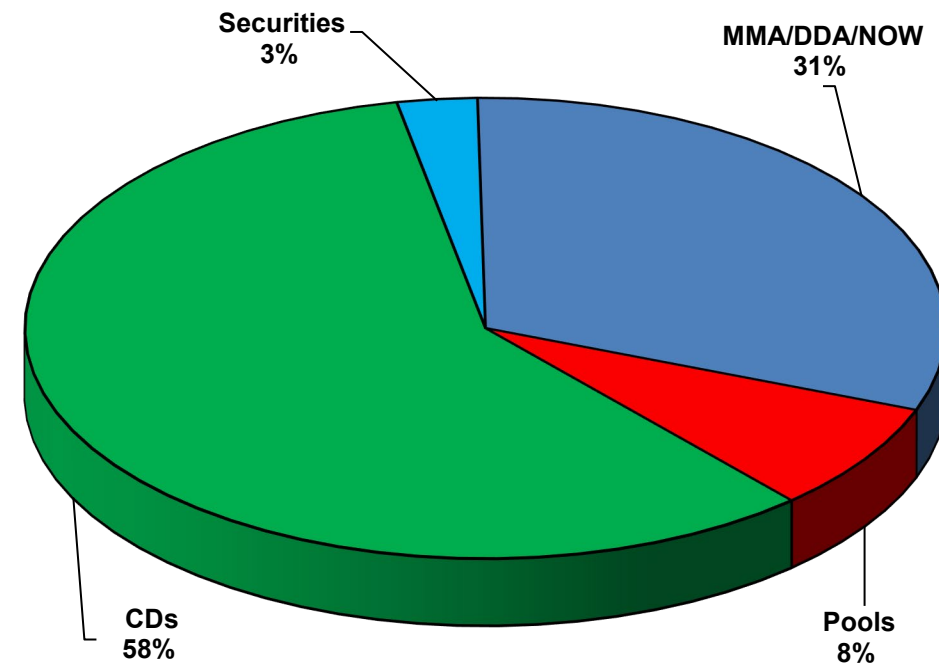
(1) Weighted average life - For purposes of calculating weighted average life, overnight bank and pool balances are assumed to have a one day maturity.

(2) Weighted average yield to maturity - The weighted average yield to maturity is based on Book Value, realized and unrealized gains/losses and investment advisory fees are not included. The yield for the reporting month is used for overnight bank and pool balances.

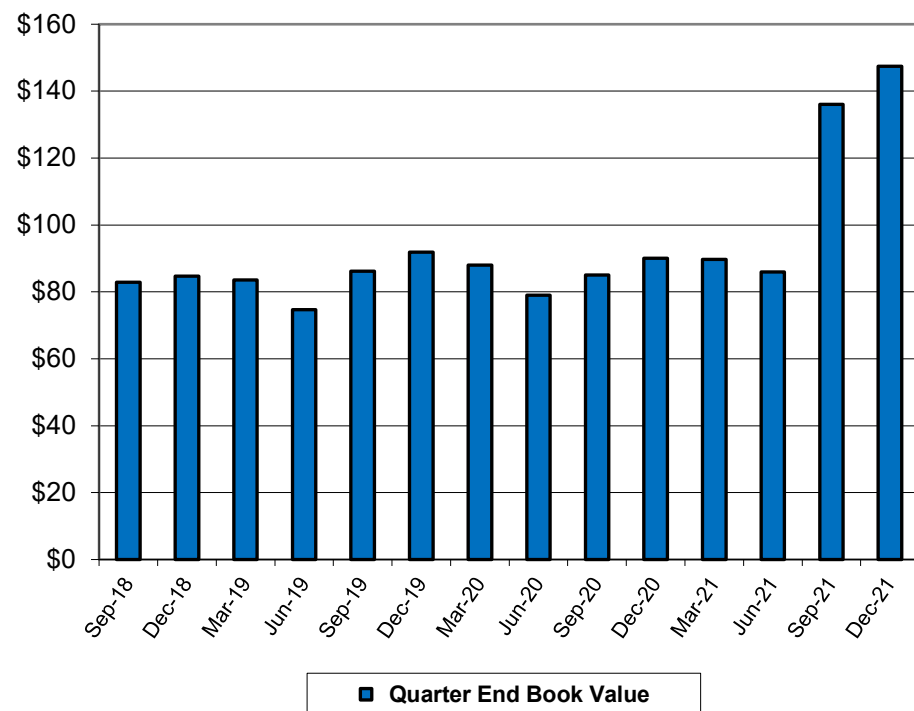
Composition - Current Quarter



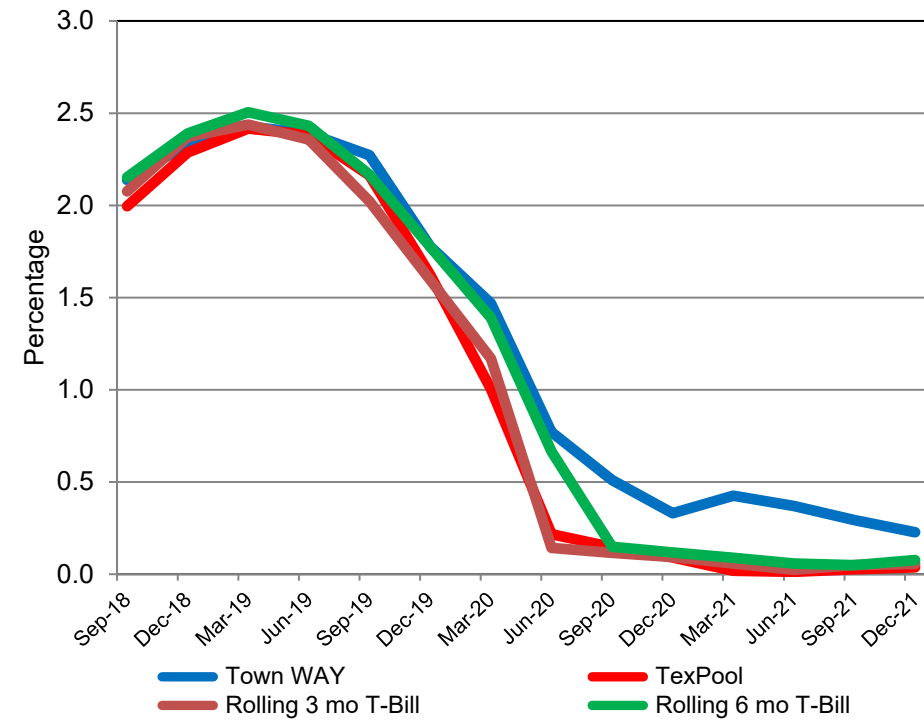
Composition - Prior Quarter



Total Portfolio (Millions)



Town Portfolio Performance



Book and Market Value Comparison

Issuer/Description	Yield	Maturity Date	Book Value 09/30/21	Increases	Decreases	Book Value 12/31/21	Market Value 09/30/21	Change in Market Value	Market Value 12/31/21
Independent Bank DDA	0.35%	01/01/22	\$ 32,237,863	\$ —	\$ (8,601,314)	\$ 23,636,548	\$ 32,237,863	\$ (8,601,314)	\$ 23,636,548
NexBank MMA	0.40%	01/01/22	5,012,885	5,056	—	5,017,942	5,012,885	5,056	5,017,942
Origin Bank MMA	0.20%	01/01/22	5,001,151	2,522	—	5,003,672	5,001,151	2,522	5,003,672
PlainsCapital Bank MMA	0.00%	01/01/22	2,184	21,165	—	23,349	2,184	21,165	23,349
TexSTAR	0.01%	01/01/22	10,278,817	—	(2,537,150)	7,741,667	10,278,817	(2,537,150)	7,741,667
TexPool	0.04%	01/01/22	142,547	17,741,615	—	17,884,162	142,547	17,741,615	17,884,162
Port of Seattle WA Rev	0.45%	10/01/21	325,011	—	(325,011)	—	325,000	(325,000)	—
Tarrant Cnty TX Cultural EDU	1.16%	10/01/21	600,062	—	(600,062)	—	600,000	(600,000)	—
Woodbridge Township NJ	0.20%	10/15/21	2,902,140	—	(2,902,140)	—	2,902,088	(2,902,088)	—
Bank OZK CD	0.18%	12/24/21	5,004,539	—	(5,004,539)	—	5,004,539	(5,004,539)	—
Independent Bank CD	0.40%	02/01/22	6,011,907	6,061	—	6,017,969	6,011,907	6,061	6,017,969
Texas Bank CD	0.45%	02/01/22	4,006,069	4,496	—	4,010,565	4,006,069	4,496	4,010,565
Keller ISD	0.35%	02/15/22	—	499,779	—	499,779	—	499,890	499,890
East West Bank CD	0.10%	03/28/22	10,000,110	2,521	—	10,002,630	10,000,110	2,521	10,002,630
East West Bank CD	0.17%	08/24/22	—	10,001,770	—	10,001,770	—	10,001,770	10,001,770
Prosperity Bank CD	0.20%	09/01/22	5,000,000	2,494	—	5,002,494	5,000,000	2,494	5,002,494
East West Bank CD	0.12%	09/27/22	10,000,132	3,025	—	10,003,157	10,000,132	3,025	10,003,157
The American Nat'l Bank CD	0.37%	12/01/22	5,004,664	4,618	—	5,009,283	5,004,664	4,618	5,009,283
Prosperity Bank CD	0.15%	12/27/22	10,000,000	3,740	—	10,003,740	10,000,000	3,740	10,003,740
Legend Bank IntraFi CD	0.35%	03/23/23	1,500,000	—	—	1,500,000	1,500,000	—	1,500,000
CapTex Bank IntraFi CD	0.40%	03/23/23	3,000,000	—	—	3,000,000	3,000,000	—	3,000,000
The American Nat'l Bank CD	0.43%	06/01/23	5,005,421	5,368	—	5,010,789	5,005,421	5,368	5,010,789
T-Note	0.36%	07/31/23	—	1,494,478	—	1,494,478	—	1,488,345	1,488,345
Veritex Community Bank CD	0.25%	08/23/23	10,000,000	6,301	—	10,006,301	10,000,000	6,301	10,006,301
Veritex Community Bank CD	0.25%	09/15/23	5,000,000	3,116	—	5,003,116	5,000,000	3,116	5,003,116
T-Note	0.43%	10/31/23	—	1,566,972	—	1,566,972	—	1,559,295	1,559,295
TOTAL / AVERAGE	0.23%		\$ 136,035,502	\$ 31,375,099	\$(19,970,217)	\$ 147,440,384	\$ 136,035,377	\$ 11,391,308	\$ 147,426,684

Allocation

December 31, 2021

Book Value	Yield	Maturity Date	Total	Cash Positions - Bank Investments	Cash Positions - Pool Investments	Certificates of Deposit / CDARS	Municipal Bonds	US Treasury
Independent Bank MMA	0.35%		\$ 23,636,548	\$ 23,636,548	\$ —	\$ —	\$ —	\$ —
NexBank MMA	0.40%		5,017,942	5,017,942	—	—	—	—
Origin Bank MMA	0.20%		5,003,672	5,003,672	—	—	—	—
PlainsCapital Bank MMA	0.00%		23,349	23,349	—	—	—	—
TexSTAR	0.01%		7,741,667	—	7,741,667	—	—	—
TexPool	0.04%		17,884,162	—	17,884,162	—	—	—
Independent Bank CD	0.40%	02/01/22	6,017,969	—	—	6,017,969	—	—
Texas Bank CD	0.45%	02/01/22	4,010,565	—	—	4,010,565	—	—
Keller ISD	0.35%	02/15/22	499,779	—	—	—	499,779	—
East West Bank CD	0.10%	03/28/22	10,002,630	—	—	10,002,630	—	—
East West Bank CD	0.17%	08/24/22	10,001,770	—	—	10,001,770	—	—
Prosperity Bank CD	0.20%	09/01/22	5,002,494	—	—	5,002,494	—	—
East West Bank CD	0.12%	09/27/22	10,003,157	—	—	10,003,157	—	—
The American Nat'l Bank CD	0.37%	12/01/22	5,009,283	—	—	5,009,283	—	—
Prosperity Bank CD	0.15%	12/27/22	10,003,740	—	—	10,003,740	—	—
Legend Bank IntraFi CD	0.35%	03/23/23	1,500,000	—	—	1,500,000	—	—
CapTex Bank IntraFi CD	0.40%	03/23/23	3,000,000	—	—	3,000,000	—	—
The American Nat'l Bank CD	0.43%	06/01/23	5,010,789	—	—	5,010,789	—	—
T-Note	0.36%	07/31/23	1,494,478	—	—	—	—	1,494,478
Veritex Community Bank CD	0.25%	08/23/23	10,006,301	—	—	10,006,301	—	—
Veritex Community Bank CD	0.25%	09/15/23	5,003,116	—	—	5,003,116	—	—
T-Note	0.43%	10/31/23	1,566,972	—	—	—	—	1,566,972
Totals			\$ 147,440,384	\$ 33,681,512	\$ 25,625,829	\$ 84,571,814	\$ 499,779	\$ 3,061,450

Allocation

December 31, 2021

Market Value	Yield	Maturity Date	Total	Cash Positions - Bank Investments	Cash Positions - Pool Investments	Certificates of Deposit / CDARS	Municipal Bonds	US Treasury
Independent Bank MMA	0.35%		\$ 23,636,548	\$ 23,636,548	\$ —	\$ —	\$ —	\$ —
NexBank MMA	0.40%		5,017,942	5,017,942	—	—	—	—
Origin Bank MMA	0.20%		5,003,672	5,003,672	—	—	—	—
PlainsCapital Bank MMA	0.00%		23,349	23,349	—	—	—	—
TexSTAR	0.01%		7,741,667	—	7,741,667	—	—	—
TexPool	0.04%		17,884,162	—	17,884,162	—	—	—
Independent Bank CD	0.40%	02/01/22	6,017,969	—	—	6,017,969	—	—
Texas Bank CD	0.45%	02/01/22	4,010,565	—	—	4,010,565	—	—
Keller ISD	0.35%	02/15/22	499,890	—	—	—	499,890	—
East West Bank CD	0.10%	03/28/22	10,002,630	—	—	10,002,630	—	—
East West Bank CD	0.17%	08/24/22	10,001,770	—	—	10,001,770	—	—
Prosperity Bank CD	0.20%	09/01/22	5,002,494	—	—	5,002,494	—	—
East West Bank CD	0.12%	09/27/22	10,003,157	—	—	10,003,157	—	—
The American Nat'l Bank CD	0.37%	12/01/22	5,009,283	—	—	5,009,283	—	—
Prosperity Bank CD	0.15%	12/27/22	10,003,740	—	—	10,003,740	—	—
Legend Bank IntraFi CD	0.35%	03/23/23	1,500,000	—	—	1,500,000	—	—
CapTex Bank IntraFi CD	0.40%	03/23/23	3,000,000	—	—	3,000,000	—	—
The American Nat'l Bank CD	0.43%	06/01/23	5,010,789	—	—	5,010,789	—	—
T-Note	0.36%	07/31/23	1,488,345	—	—	—	—	1,488,345
Veritex Community Bank CD	0.25%	08/23/23	10,006,301	—	—	10,006,301	—	—
Veritex Community Bank CD	0.25%	09/15/23	5,003,116	—	—	5,003,116	—	—
T-Note	0.43%	10/31/23	1,559,295	—	—	—	—	1,559,295
Totals			\$ 147,426,684	\$ 33,681,512	\$ 25,625,829	\$ 84,571,814	\$ 499,890	\$ 3,047,640

Allocation
September 30, 2021

Book Value	Yield	Maturity Date	Total	Cash Positions - Bank Investments	Cash Positions - Pool Investments	Certificates of Deposit / CDARS	Municipal Bonds	US Treasury
Independent Bank MMA	0.50%		\$ 32,237,863	\$ 32,237,863	\$ —	\$ —	\$ —	\$ —
NexBank MMA	0.40%		5,012,885	5,012,885	—	—	—	—
Origin Bank MMA	0.20%		5,001,151	5,001,151	—	—	—	—
PlainsCapital Bank MMA	0.00%		2,184	2,184	—	—	—	—
TexSTAR	0.01%		10,278,817	—	10,278,817	—	—	—
TexPool	0.03%		142,547	—	142,547	—	—	—
Port of Seattle WA Rev	0.45%	10/01/21	325,011	—	—	—	325,011	—
Tarrant Cnty TX Cultural EDU	1.16%	10/01/21	600,062	—	—	—	600,062	—
Woodbridge Township NJ	0.20%	10/15/21	2,902,140	—	—	—	2,902,140	—
Bank OZK CD	0.18%	12/24/21	5,004,539	—	—	5,004,539	—	—
Independent Bank CD	0.40%	02/01/22	6,011,907	—	—	6,011,907	—	—
Texas Bank CD	0.45%	02/01/22	4,006,069	—	—	4,006,069	—	—
East West Bank CD	0.10%	03/28/22	10,000,110	—	—	10,000,110	—	—
Prosperity Bank CD	0.20%	09/01/22	5,000,000	—	—	5,000,000	—	—
East West Bank CD	0.12%	09/27/22	10,000,132	—	—	10,000,132	—	—
The American Nat'l Bank CD	0.37%	12/01/22	5,004,664	—	—	5,004,664	—	—
Prosperity Bank CD	0.15%	12/27/22	10,000,000	—	—	10,000,000	—	—
Legend Bank IntraFi CD	0.35%	03/23/23	1,500,000	—	—	1,500,000	—	—
CapTex Bank IntraFi CD	0.40%	03/23/23	3,000,000	—	—	3,000,000	—	—
The American Nat'l Bank CD	0.43%	06/01/23	5,005,421	—	—	5,005,421	—	—
Veritex Community Bank CD	0.25%	08/23/23	10,000,000	—	—	10,000,000	—	—
Veritex Community Bank CD	0.25%	09/15/23	5,000,000	—	—	5,000,000	—	—
Totals			\$ 136,035,502	\$ 42,254,083	\$ 10,421,364	\$ 79,532,842	\$ 3,827,213	\$ —

Allocation
September 30, 2021

Market Value	Yield	Maturity Date	Total	Cash Positions - Bank Investments	Cash Positions - Pool Investments	Certificates of Deposit / CDARS	Municipal Bonds	US Treasury
Independent Bank MMA	0.50%		\$ 32,237,863	\$ 32,237,863	\$ —	\$ —	\$ —	\$ —
NexBank MMA	0.40%		5,012,885	5,012,885	—	—	—	—
Origin Bank MMA	0.20%		5,001,151	5,001,151	—	—	—	—
PlainsCapital Bank MMA	0.00%		2,184	2,184	—	—	—	—
TexSTAR	0.01%		10,278,817	—	10,278,817	—	—	—
TexPool	0.03%		142,547	—	142,547	—	—	—
Port of Seattle WA Rev	0.45%	10/01/21	325,000	—	—	—	325,000	—
Tarrant Cnty TX Cultural EDU	1.16%	10/01/21	600,000	—	—	—	600,000	—
Woodbridge Township NJ	0.20%	10/15/21	2,902,088	—	—	—	2,902,088	—
Bank OZK CD	0.18%	12/24/21	5,004,539	—	—	5,004,539	—	—
Independent Bank CD	0.40%	02/01/22	6,011,907	—	—	6,011,907	—	—
Texas Bank CD	0.45%	02/01/22	4,006,069	—	—	4,006,069	—	—
East West Bank CD	0.10%	03/28/22	10,000,110	—	—	10,000,110	—	—
Prosperity Bank CD	0.20%	09/01/22	5,000,000	—	—	5,000,000	—	—
East West Bank CD	0.12%	09/27/22	10,000,132	—	—	10,000,132	—	—
The American Nat'l Bank CD	0.37%	12/01/22	5,004,664	—	—	5,004,664	—	—
Prosperity Bank CD	0.15%	12/27/22	10,000,000	—	—	10,000,000	—	—
Legend Bank CDARS	0.35%	03/23/23	1,500,000	—	—	1,500,000	—	—
CapTex Bank CDARS	0.40%	03/23/23	3,000,000	—	—	3,000,000	—	—
The American Nat'l Bank CD	0.43%	06/01/23	5,005,421	—	—	5,005,421	—	—
Veritex Community Bank CD	0.25%	08/23/23	10,000,000	—	—	10,000,000	—	—
Veritex Community Bank CD	0.25%	09/15/23	5,000,000	—	—	5,000,000	—	—
Totals			\$ 136,035,377	\$ 42,254,083	\$ 10,421,364	\$ 79,532,842	\$ 3,827,088	\$ —