



# ANNUAL REPORT 2023-2024

Port Lavaca Police Department

Chief Colin Rangnow

(361) 552-3788

[crangnow@portlavaca.org](mailto:crangnow@portlavaca.org)

201 N Colorado



## Mission:

The mission of the Port Lavaca Police Department is to provide for the protection of lives and property, preserve the public peace, and provide needed community services with the highest level of professionalism and ethical standards effectively and efficiently.

## Core Values:

**Integrity:** The Port Lavaca Police Department is built upon a foundation of ethical and professional conduct. We are committed to the highest level of moral principles and ethics. All members of the department will adhere to the Law Enforcement Code of Ethics.

**Honesty:** We will be always truthful and trustworthy.

**Fairness:** We are committed to equal application of the law to offenders and members of the public as well as the equal application of rules and regulations to all members of the department.

**Courage:** We are dedicated to meeting all challenges with the courage needed to accomplish our mission.

**Compassion:** We understand our role as community caretakers and temper our application of the law with compassion and empathy.

## Port Lavaca Police Department Objectives:

Protect and serve the community

Pursue justice for all individuals

Maintain public order

Manage public safety



## Port Lavaca Police Department Business Goals

### Accomplishments 2023-2024 Business Plans (Objectives)

1. Centralized/combined dispatch center (County wide effort)
2. Explored accreditation program through TPCA
3. Subscribed to Virtual Academy for policies, FTO training and accreditation
4. Received TML Excellence Award for “Lil Cop in the Shops”
5. Received 1<sup>st</sup> place and People’s Choice Award for PL Christmas Parade



### Port Lavaca Police Department Five Year Plan

1. Training facility with firearms range
2. Mental Health response team (County wide effort)
3. Civilian Academy
4. Youth Program
5. Law enforcement conferences at the Bauer Center
6. Emergency response team capable of assisting industry
7. Department Accreditation through Texas Police Chiefs’ Association



## Port Lavaca Police Department Performance Measures

### Performance Measures 01/01/2023 – 12/31/2023

- Number of community programs/events attended – 146
- Number of training hours – 2,064
- Total number of called for service – 13,542
- Number of officer-initiated calls – 5,280
- Number of traffic citations – 543
- Number of warnings – 1671
- Number of motor vehicle accidents worked by patrol – 168
- Average response time to calls in minutes – 3:22
- Number of case reports – 847
- Number of cases assigned to CID – 425
- Number of cases cleared by arrest – 285



### Performance Measures 01/01/2024 – 12/31/2024

- Number of community programs/events attended) – 148 (+2)
- Number of training hours – 4296 (+2,232)
- Total number of called for service – 13,165 (-377)
- Number of officer-initiated calls - 6,892 (+1,612)
- Number of traffic citations – 863 (+320)
- Number of warnings – 4,027 (+2,356)
- Number of motor vehicle accidents worked by patrol -157 (-11)
- Average response time to calls in minutes - 3:20
- Number of case reports - 972 (+125)
- Number of cases assigned to CID - 302 (-123)
- Number of cases cleared by arrest – 157 (-128)



# Type A Offenses



Offenses reported and investigated by the Port Lavaca Police Department. Reported incidents are sent to the Texas Department of Public Safety. Type A offenses are broken into three categories: Crimes against Persons, crimes against Property and crimes against Society.

## Group A Offense Trends 01/01/2014 to 12/31/2024



**2014 Group A Offense Total - 836**

**2015 Group A Offense Total - 879**

**2016 Group A Offense Total - 1,041**

**2017 Group A Offense Total - 814**

**2018 Group A Offense Total - 518**

**2019 Group A Offense Total - 536**

**2020 Group A Offense Total - 357**

**2021 Group A Offense Total - 374**

**2022 Group A Offense Total - 454**

**2023 Group A Offense Total - 346**

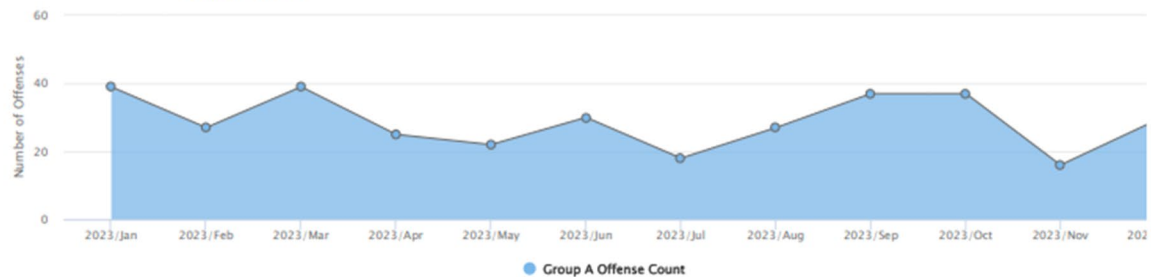
**2024 Group A Offense Total - 347**

## Group A Offenses 2023



### Offense Trends Report Beginning Date: 01/01/2023 Ending Date: 12/31/2023

Agency: PORT LAVACA PD  
Offense: Group A Offenses



Category	Group A Offense Count
2023/Jan	39
2023/Feb	27
2023/Mar	39
2023/Apr	25
2023/May	22
2023/Jun	30
2023/Jul	18
2023/Aug	27
2023/Sep	37
2023/Oct	37
2023/Nov	16
2023/Dec	29
Total	346

Printed On: 04/30/2024 09:19 AM

This report reflects incidents submitted to the Texas Department of Public Safety's Uniform Crime Reporting (UCR) system as applied to your request. UCR is a voluntary program, wherein, participating agencies submit their monthly data by the 10th of the following month or next business day, if the 10th falls on a weekend or holiday. The availability of this data is dependent on local agency timely and accurate submissions, which can be impacted by local agency resource constraints, system updates, and technical issues. As data is submitted, routine data validations are applied to ensure compliance with FBI and state-level reporting guidelines. The UCR data is a 'live' collection; meaning agencies can continue to update their incident data per their investigation findings, when arrests occur, for any corrections needed, and in response to data quality checks. As such, this report is a reflection of all the data currently contained within the TXDPS UCR System at the time of inquiry for the timeframe specified. Due to the active nature of this data, this report may not match data retrieved from the system at a different time of inquiry or data produced in yearly publications. UCR data may not match crime data gathered for other purposes and/or according to different guidelines/criteria.



## Group A Offense Report

Printed On: 04/30/2024

Beginning Date: 01/01/2023

Ending Date: 12/31/2023

Page 1 of 1

Agency: PORT LAVACA PD

Offense	Reported in 2023	Reported in 2022	Percent Change	Offenses Cleared	Percent Cleared	Percent Of Category	Rate Per 100,000*
Murder	0	0	NA	0	0.00%	0.00%	0.00
Negligent Manslaughter	1	0	NA	0	0.00%	1.00%	8.98
Justifiable Homicide	0	0	NA	0	0.00%	0.00%	0.00
Non-consensual Sex Offenses:							
Rape	14	3	366.67%	2	14.29%	14.00%	125.71
Sodomy	0	0	NA	0	0.00%	0.00%	0.00
Sexual Assault with Object	0	0	NA	0	0.00%	0.00%	0.00
Fondling	6	0	NA	0	0.00%	6.00%	53.87
Aggravated Assault	19	20	-5.00%	12	63.16%	19.00%	170.64
Simple Assault	35	20	75.00%	17	48.57%	35.00%	314.29
Intimidation	24	56	-57.14%	8	33.33%	24.00%	215.52
Kidnapping/Abduction	1	0	NA	0	0.00%	1.00%	8.98
Consensual Sex Offenses:							
Incest	0	0	NA	0	0.00%	0.00%	0.00
Statutory Rape	0	0	NA	0	0.00%	0.00%	0.00
Human Trafficking, Commercial Sex Acts	0	0	NA	0	0.00%	0.00%	0.00
Human Trafficking, Involuntary Servitude	0	0	NA	0	0.00%	0.00%	0.00
<b>Crimes Against Persons Total</b>	<b>100</b>	<b>99</b>	<b>1.01%</b>	<b>39</b>	<b>39%</b>	<b>28.9%</b>	<b>897.91</b>
Robbery	2	0	NA	1	50.00%	1.15%	17.96
Arson	0	0	NA	0	0.00%	0.00%	0.00
Extortion/Blackmail	0	0	NA	0	0.00%	0.00%	0.00
Burglary/Breaking & Entering	27	39	-30.77%	3	11.11%	15.52%	242.44
Larceny/Theft Offenses	85	157	-45.86%	22	25.88%	48.85%	763.22
Motor Vehicle Theft	11	17	-35.29%	5	45.45%	6.32%	98.77
Counterfeiting/Forgery	8	12	-33.33%	2	25.00%	4.60%	71.83
Fraud Offense	14	18	-22.22%	5	35.71%	8.05%	125.71
Embezzlement	0	0	NA	0	0.00%	0.00%	0.00
Stolen Property Offenses	1	0	NA	0	0.00%	0.57%	8.98
Destruction Of Property	26	32	-18.75%	3	11.54%	14.94%	233.46
Bribery	0	0	NA	0	0.00%	0.00%	0.00
<b>Crimes Against Property Total</b>	<b>174</b>	<b>275</b>	<b>-36.73%</b>	<b>41</b>	<b>23.56%</b>	<b>50.29%</b>	<b>1562.34</b>
Drug/Narcotic Violations	52	49	6.12%	47	90.38%	72.22%	466.91
Drug Equipment Violations	11	24	-54.17%	5	45.45%	15.28%	98.77
Pornography/Obscene Material	2	0	NA	2	100.00%	2.78%	17.96
Gambling Offenses	0	0	NA	0	0.00%	0.00%	0.00
Prostitution	1	0	NA	0	0.00%	1.39%	8.98
Weapons Law Violation	6	7	-14.29%	6	100.00%	8.33%	53.87
Animal Cruelty	0	0	NA	0	0.00%	0.00%	0.00
<b>Crimes Against Society Total</b>	<b>72</b>	<b>80</b>	<b>-10%</b>	<b>60</b>	<b>83.33%</b>	<b>20.81%</b>	<b>646.43</b>
<b>Total Group "A" Offenses</b>	<b>346</b>	<b>454</b>	<b>-23.79%</b>	<b>140</b>	<b>40.46%</b>	<b>100%</b>	<b>3106.74</b>

Note: The Rate per 100,000 will be 'NA' when the Adjusted Population Base is Zero.

Statewide Crime Profile

\* Adjusted population base: 11,137

2023 Crime in Texas



### Incidents, Offenses, Victims, and Known Offenders by Offense Category, 2023

Agency : PORT LAVACA PD

<i>Offense Category</i>	<i>Incidents<sup>1</sup></i>	<i>Offenses</i>	<i>Victims<sup>2</sup></i>	<i>Known Offenders<sup>3</sup></i>
<b>Total</b>	<b>326</b>	<b>346</b>	<b>354</b>	<b>371</b>
<b>Crimes Against Person</b>	<b>82</b>	<b>100</b>	<b>100</b>	<b>92</b>
Assault Offenses	66	78	78	75
Homicide Offenses	1	1	1	0
Human Trafficking	0	0	0	0
Kidnapping/Abduction	1	1	1	2
Sex Offenses	14	20	20	15
Sex Offenses, Non-Forcible	0	0	0	0
<b>Crimes Against Property</b>	<b>172</b>	<b>174</b>	<b>182</b>	<b>182</b>
Arson	0	0	0	0
Bribery	0	0	0	0
Burglary/Breaking and Entering	27	27	28	27
Counterfeiting/Forgery	8	8	8	9
Destruction/Damage/Vandalism	26	26	30	23
Embezzlement	0	0	0	0
Extortion/Blackmail	0	0	0	0
Fraud Offenses	14	14	16	12
Larceny/Theft Offenses	85	85	88	98
Motor Vehicle Theft	9	11	9	10
Robbery	2	2	2	3
Stolen Property Offenses	1	1	1	0
<b>Crimes Against Society</b>	<b>72</b>	<b>72</b>	<b>72</b>	<b>97</b>
Animal Cruelty	0	0	0	0
Drug/Narcotic Offenses	63	63	63	79
Gambling Offenses	0	0	0	0
Pornography/Obscene Material	2	2	2	3
Prostitution Offenses	1	1	1	1
Weapons Law Violations	6	6	6	14

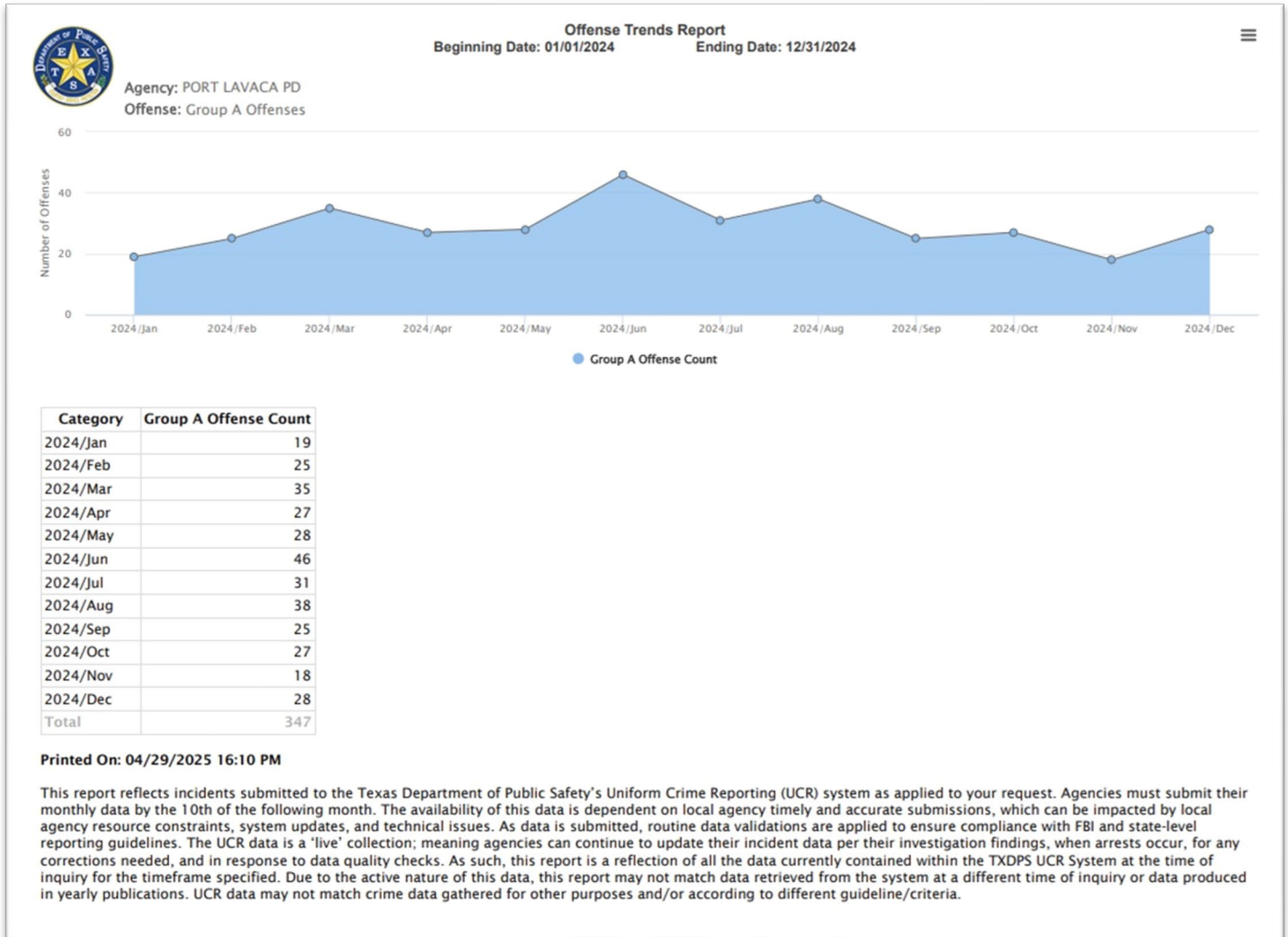
<sup>1</sup>The actual number of incidents is 326. However, the column figures will not add to the total because incidents may include more than one offense type, and one incident was counted for each offense type within each offense category in this table.

<sup>2</sup>The figures in the column for victims represent the number of victims associated with each offense type.

<sup>3</sup>The term Known Offender does not imply the identity of the suspect is known, but only that an attribute of the suspect has been identified, which distinguishes him/her from an unknown offender. Therefore, the figures in this column do not account for the 28 incidents with unknown offenders.

**Note:** In 2023 Crimes Against Persons (assaults, homicide, kidnapping, sex offenses) **increased 1.01%**  
 Crimes Against Property (Arson, Burglary, Forgery, Criminal Mischief, Theft Robbery) **decreased 36.73%**  
 Crimes Against Society (Animal Cruelty, Drugs, Gambling, Prostitution, Weapons) **decreased 10%**  
 Total Group “A” Offenses **decreased by 23.79%** from 2022

## Group A Offenses 2024





## Group A Offense Report

Printed On: 04/29/2025

Beginning Date: 01/01/2024

Ending Date: 12/31/2024

Page 1 of 1

Agency: PORT LAVACA PD

Offense	Reported in 2024	Reported in 2023	Percent Change	Offenses Cleared	Percent Cleared	Percent Of Category	Rate Per 100,000*
Murder	2	0	NA	1	50.00%	1.55%	18.00
Negligent Manslaughter	0	1	-100.00%	0	0.00%	0.00%	0.00
Justifiable Homicide	0	0	NA	0	0.00%	0.00%	0.00
Rape	7	14	-50.00%	2	28.57%	5.43%	62.99
Sodomy	0	0	NA	0	0.00%	0.00%	0.00
Sexual Assault with Object	0	0	NA	0	0.00%	0.00%	0.00
Fondling	2	6	-66.67%	0	0.00%	1.55%	18.00
Aggravated Assault	21	20	5.00%	9	42.86%	16.28%	188.98
Simple Assault	73	34	114.71%	35	47.95%	56.59%	656.95
Intimidation	16	24	-33.33%	7	43.75%	12.40%	143.99
Kidnapping/Abduction	8	1	700.00%	6	75.00%	6.20%	71.99
Incest	0	0	NA	0	0.00%	0.00%	0.00
Statutory Rape	0	0	NA	0	0.00%	0.00%	0.00
Human Trafficking, Commercial Sex Acts	0	0	NA	0	0.00%	0.00%	0.00
Human Trafficking, Involuntary Servitude	0	0	NA	0	0.00%	0.00%	0.00
<b>Crimes Against Persons Total</b>	<b>129</b>	<b>100</b>	<b>29%</b>	<b>60</b>	<b>46.51%</b>	<b>37.18%</b>	<b>1160.91</b>
Robbery	3	2	50.00%	1	33.33%	1.61%	27.00
Arson	0	0	NA	0	0.00%	0.00%	0.00
Extortion/Blackmail	0	0	NA	0	0.00%	0.00%	0.00
Burglary/Breaking & Entering	23	27	-14.81%	7	30.43%	12.37%	206.98
Larceny/Theft Offenses	106	86	23.26%	48	45.28%	56.99%	953.92
Motor Vehicle Theft	13	11	18.18%	2	15.38%	6.99%	116.99
Counterfeiting/Forgery	6	8	-25.00%	2	33.33%	3.23%	54.00
Fraud Offense	13	14	-7.14%	3	23.08%	6.99%	116.99
Embezzlement	0	0	NA	0	0.00%	0.00%	0.00
Stolen Property Offenses	1	1	0.00%	1	100.00%	0.54%	9.00
Destruction Of Property	21	27	-22.22%	7	33.33%	11.29%	188.98
Bribery	0	0	NA	0	0.00%	0.00%	0.00
<b>Crimes Against Property Total</b>	<b>186</b>	<b>176</b>	<b>5.68%</b>	<b>71</b>	<b>38.17%</b>	<b>53.6%</b>	<b>1673.87</b>
Drug/Narcotic Violations	21	52	-59.62%	20	95.24%	65.63%	188.98
Drug Equipment Violations	4	11	-63.64%	3	75.00%	12.50%	36.00
Pornography/Obscene Material	0	2	-100.00%	0	0.00%	0.00%	0.00
Gambling Offenses	0	0	NA	0	0.00%	0.00%	0.00
Prostitution	0	0	NA	0	0.00%	0.00%	0.00
Weapons Law Violation	7	6	16.67%	7	100.00%	21.88%	62.99
Animal Cruelty	0	0	NA	0	0.00%	0.00%	0.00
<b>Crimes Against Society Total</b>	<b>32</b>	<b>71</b>	<b>-54.93%</b>	<b>30</b>	<b>93.75%</b>	<b>9.22%</b>	<b>287.98</b>
<b>Total Group "A" Offenses</b>	<b>347</b>	<b>347</b>	<b>0%</b>	<b>161</b>	<b>46.4%</b>	<b>100%</b>	<b>3122.75</b>

Note: The Rate per 100,000 will be 'NA' when the Adjusted Population Base is Zero.

Statewide Crime Profile

\* Adjusted population base: 11,112

2024 Crime in Texas

## Incidents, Offenses, Victims, and Known Offenders by Offense Category, 2024

Agency : PORT LAVACA PD

<i>Offense Category</i>	<i>Incidents<sup>1</sup></i>	<i>Offenses</i>	<i>Victims<sup>2</sup></i>	<i>Known Offenders<sup>3</sup></i>
<b>Total</b>	<b>338</b>	<b>347</b>	<b>356</b>	<b>333</b>
<b>Crimes Against Person</b>	<b>120</b>	<b>129</b>	<b>129</b>	<b>132</b>
Assault Offenses	102	110	110	115
Homicide Offenses	2	2	2	2
Human Trafficking	0	0	0	0
Kidnapping/Abduction	8	8	8	8
Sex Offenses	8	9	9	7
Sex Offenses, Non-Forcible	0	0	0	0
<b>Crimes Against Property</b>	<b>186</b>	<b>186</b>	<b>195</b>	<b>166</b>
Arson	0	0	0	0
Bribery	0	0	0	0
Burglary/Breaking and Entering	23	23	26	23
Counterfeiting/Forgery	6	6	6	6
Destruction/Damage/Vandalism	21	21	22	20
Embezzlement	0	0	0	0
Extortion/Blackmail	0	0	0	0
Fraud Offenses	13	13	13	11
Larceny/Theft Offenses	106	106	111	94
Motor Vehicle Theft	13	13	13	10
Robbery	3	3	3	1
Stolen Property Offenses	1	1	1	1
<b>Crimes Against Society</b>	<b>32</b>	<b>32</b>	<b>32</b>	<b>35</b>
Animal Cruelty	0	0	0	0
Drug/Narcotic Offenses	25	25	25	26
Gambling Offenses	0	0	0	0
Pornography/Obscene Material	0	0	0	0
Prostitution Offenses	0	0	0	0
Weapons Law Violations	7	7	7	9

<sup>1</sup>The actual number of incidents is 338. However, the column figures will not add to the total because incidents may include more than one offense type, and one incident was counted for each offense type within each offense category in this table.

<sup>2</sup>The figures in the column for victims represent the number of victims associated with each offense type.

<sup>3</sup>The term Known Offender does not imply the identity of the suspect is known, but only that an attribute of the suspect has been identified, which distinguishes him/her from an unknown offender. Therefore, the figures in this column do not account for the 52 incidents with unknown offenders.

**Note:** In 2024 Crimes Against Persons (assaults, homicide, kidnapping, sex offenses) **increased 29%**  
 Crimes Against Property (Arson, Burglary, Forgery, Criminal Mischief, Theft Robbery) **increased 5.68%**  
 Crimes Against Society (Animal Cruelty, Drugs, Gambling, Prostitution, Weapons) **decreased 54.93%**  
 Total Group “A” Offenses evened out at 0% from 2023



# Port Lavaca Police Department Calls for Service

Reported incidents responded to and  
self-initiated actions



## **Calls for Service 01/01/2023 to 12/31/2023**

### **Top 5 Calls for Service**

1. Extra Patrol
2. Traffic Stops
3. Follow-up Investigation
4. Citizen Requested Assistance
5. Suspicious Person/Vehicle

## **Calls for Service 01/01/2024 to 12/31/2024**

### **Top 5 Calls for Service**

1. Traffic Stops
2. Extra Patrol
3. Follow-up Investigation
4. Suspicious Person Vehicle
5. Meet Complainant

## **Mental Health Calls 01/01/2023 to 12/31/2023**

PD responded to 63 mental health calls. 29 resulted in an issuance of an APPOW (Application for Emergency Detention Without Warrant) 139-man hours dedicated to the consumer. 22 placements to a mental health facility

## **Mental Health Calls 01/01/2024 to 12/31/2024**


PD responded to 48 mental health calls. 21 resulted in an issuance of an APPOW (Application for Emergency Detention Without Warrant) 74-man hours dedicated to the consumer. 19 placements to a mental health facility

## Training

The current training Texas Commission on Law Enforcement (TCOLE) training cycle is from September 1, 2023, to August 31, 2025. The current number of training hours for the training cycle is 7700. For reference, the training hours in the 12-month period from January 1, 2024, to December 31, 2024, is 4296.

The Department utilizes classroom and virtual training. Virtual training consists of Classen-Buck Law Enforcement Training, Virtual Academy, Advanced Law Enforcement Rapid Response Training (ALERRT) and Alamo Area Council of Governments (ACCOG)

- The Department sponsored LeAnn Leal to attend the Victoria College Police Academy (January 2024 to May 2024) Passed the Academy, State Exam, FTO Program, current full-time officer
- The Department sponsored Joaquin Sandoval to attend the Del Mar College Police Academy (January 2024 to May 2024) Passed the Academy, State Exam, FTO Program, current full-time officer
- The Department sponsored Job Smith to attend the Victoria College Police Academy (August 2024 to December 2024) Passed the Academy, State Exam, FTO Program, current full-time officer
- The Department sponsored Ivan Naranjo to attend the Del Mar College Police Academy (August 2024 to December 2024) Passed the Academy, State Exam, FTO Program, current full-time officer



## Use of Force

The amount of force necessary to mitigate an incident, make an arrest, or protect themselves or others from harm. The levels, or continuum, of force police use include basic verbal and physical restraint, less-lethal force, and lethal force.

### Types of Force Used

TASAR Deployed

TASAR Displayed

Personal Weapons (Hands)

OC Spray Deployed

Displayed Firearm

Flexible Less Lethal Round

### Force Used by Department

01/01/2023 – 12/31/2023 – 5

Displayed Firearm - 2

OC Spray Deployed - 1

TASAR Displayed - 1

Flexible Less Lethal Round - 1

01/01/2024 – 12/31/2024 – 7

Displayed Firearm - 2

Personal Weapons (Hands) – 2

TASAR Deployed - 3

## Complaints Against Officers

Formal notarized complaints against officers are fully investigated by the patrol lieutenant. Upon conclusion the complainant is notified of disposition and corrective actions taken. The complaint form can be obtained in the Port Lavaca Police Department lobby.

01/01/2023 – 12/31/2023 – 5 (All, performance issues, were unfounded no disciplinary action taken)

01/01/2024 – 12/31/2024 – 2 (Both, performance issues, were unfounded no disciplinary action taken)



## Port Lavaca Police Department Staff

5500 - Chief: Colin Rangnow  
 5501 - Patrol Lieutenant: Eric Salles  
 5502 - Administrative Lieutenant: Javier Ramos  
 5503 - Patrol Sergeant: James Alderete  
 5504 - Patrol Sergeant: Kaw Dee  
 5505 - Detective (Persons) Jaramillo Avila  
 5506 - Detective (Property): Weston James Burris  
 5507 - Detective (Narcotics): Jeremy Crull  
 5508 - Mental Health Sergeant: David Ruiz  
 5509 - Corporal **Vacant**  
 5510 - Corporal Derek Luna  
 5511 - Corporal Eric Gregory  
 5512 - Corporal **Vacant**  
 5513 - Patrol Officer **Vacant**  
 5514 - Patrol Officer Jonathan Williams  
 5515 - Patrol Officer **Vacant**  
 5516 - Patrol Officer **Vacant**  
 5517 - Patrol Officer Leann Leal  
 5518 - Patrol Officer Job Smith  
 5519 - Patrol Officer Joaquin Sandoval  
 5520 - Patrol Officer Ivan Naranjo  
  
 5554 - Administration Karen Neal  
 5561 - Records Angie Phelps

**Note:** As of May 1, 2025, the Port Lavaca Police Department had five officer positions open.



