



# ANNUAL REPORT 2021-2022

## Port Lavaca Police Department

Chief Colin Rangnow  
[crangnow@portlavaca.org](mailto:crangnow@portlavaca.org)

(361) 552-3788  
201 N Colorado  
Port Lavaca, Texas



## Mission:

The mission of the Port Lavaca Police Department is to provide for the protection of lives and property, preserve the public peace, and provide needed community services with the highest level of professionalism and ethical standards effectively and efficiently.

## Core Values:

**Integrity:** The Port Lavaca Police Department is built upon a foundation of ethical and professional conduct. We are committed to the highest level of moral principles and ethics. All members of the department will adhere to the Law Enforcement Code of Ethics.

**Honesty:** We will be always truthful and trustworthy.

**Fairness:** We are committed to equal application of the law to offenders and members of the public as well as the equal application of rules and regulations to all members of the department.

**Courage:** We are dedicated to meeting all challenges with the courage needed to accomplish our mission.

**Compassion:** We understand our role as community caretakers and temper our application of the law with compassion and empathy.

## Port Lavaca Police Department Objectives:

- Protect and serve the community
- Pursue justice for all individuals
- Maintain public order
- Manage public safety



## Port Lavaca Police Department Business Goals

### Accomplishments 2021-2022 Business Plans (Objectives)

1. Completed building security project (Council approved additional funding on March 28, 2022)
2. Mental Health Officer Position (Approved on October 1, 2021)
3. Utilized grant funding (Communications Project Phase 1 – Installed 02/2022)
4. Issued rifles to each officer
5. Less lethal shotguns issued in all units
6. Issued cell phones to all officers (Part of paperless initiative)
7. Quarterly firearms training
8. Lease program for police department fleet (City effort)

### Port Lavaca Police Department Five Year Plan

1. Centralized/combined dispatch center (County wide effort)
2. Training facility with firearms range
3. Mental Health response team (County wide effort)
4. Civilian Academy
5. Youth Program
6. Paperless submission of cases (County wide effort)
7. Law enforcement conferences at the Bauer Center
8. Emergency response team capable of assisting industry
9. District meetings (quarterly)
10. Additional personnel





## Port Lavaca Police Department Performance Measures

### Performance Measures 10/1/2020 – 9/30/2021 (Actual)

- Number of community programs/events attended – 75
- Number of training hours – 3,093
- Total number of called for service – 18,221
- Number of officer-initiated calls – 11,327
- Number of traffic citations – 904
- Number of warnings – 3,118
- Number of motor vehicle accidents worked by patrol – 236
- Average response time to calls in minutes – 3:14
- Number of cases assigned to CID - 116
- Number of cases cleared by arrest – 312



### Performance Measures 10/1/2021 - 9/30/2022 (Actual)

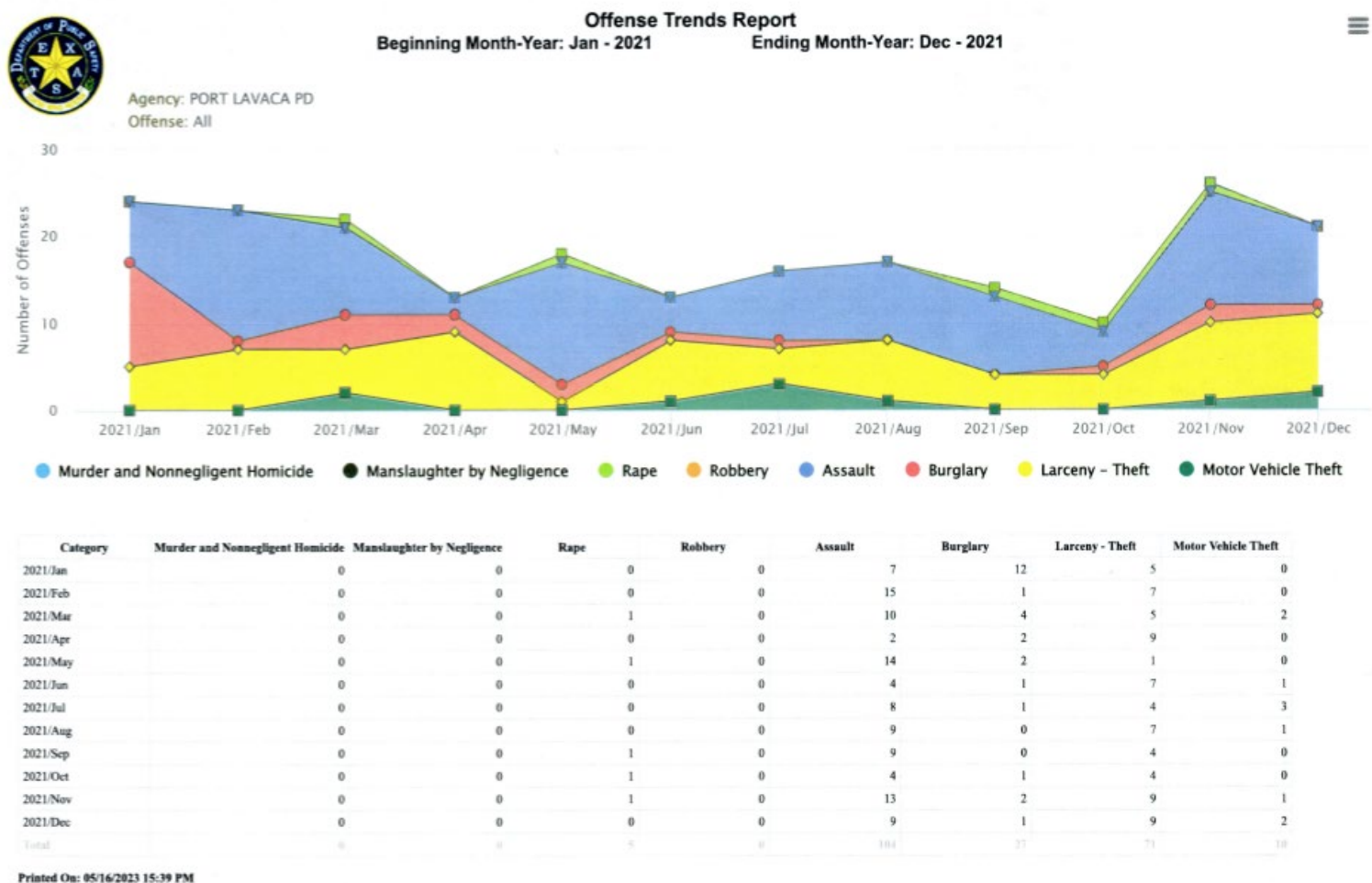
- Number of community programs/events attended - 144
- Number of training hours – 2,435
- Total number of called for service – 12,957
- Number of officer-initiated calls – 6,342
- Number of traffic citations – 692
- Number of warnings – 1,907
- Number of motor vehicle accidents worked by patrol – 202
- Average response time to calls in minutes – 3:26
- Number of cases assigned to CID - 382
- Number of cases cleared by arrest – 414

# Type A Offenses



Offenses reported and investigated by the Port Lavaca Police Department. Reported incidents are sent to the Texas Department of Public Safety. Type A offenses are broken into three categories: Crimes against Persons, crimes against Property and crimes against Society.

## Group A Offenses Trends Comparison 2021



This report reflects incidents submitted to the Texas Department of Public Safety's Uniform Crime Reporting (UCR) system as applied to your request. UCR is a voluntary program, wherein, participating agencies submit their monthly data by the 10th of the following month or next business day, if the 10th falls on a weekend or holiday. The availability of this data is dependent on local agency timely and accurate submissions, which can be impacted by local agency resource constraints, system updates, and technical issues. As data is submitted, routine data validations are applied to ensure compliance with FBI and state-level reporting guidelines. The UCR data is a 'live' collection; meaning agencies can continue to update their incident data per their investigation findings, when arrests occur, for any corrections needed, and in response to data quality checks. As such, this report is a reflection of all the data currently contained within the TXDPS UCR System at the time of inquiry for the timeframe specified. Due to the active nature of this data, this report may not match data retrieved from the system at a different time of inquiry or data produced in yearly publications. UCR data may not match crime data gathered for other purposes and/or according to different guidelines/criteria.

38.10% increase Assaults 17.65% decrease Burglarys, 233.33% increase Counterfeits, 15.15% increase Criminal Mischief, 6.25% decrease Fraud, 10.61% increase Theft, 28.57% decrease Motor Vehicle Thefts 28.33% decrease Drug Offenses, 25.00% decrease Weapons Violations

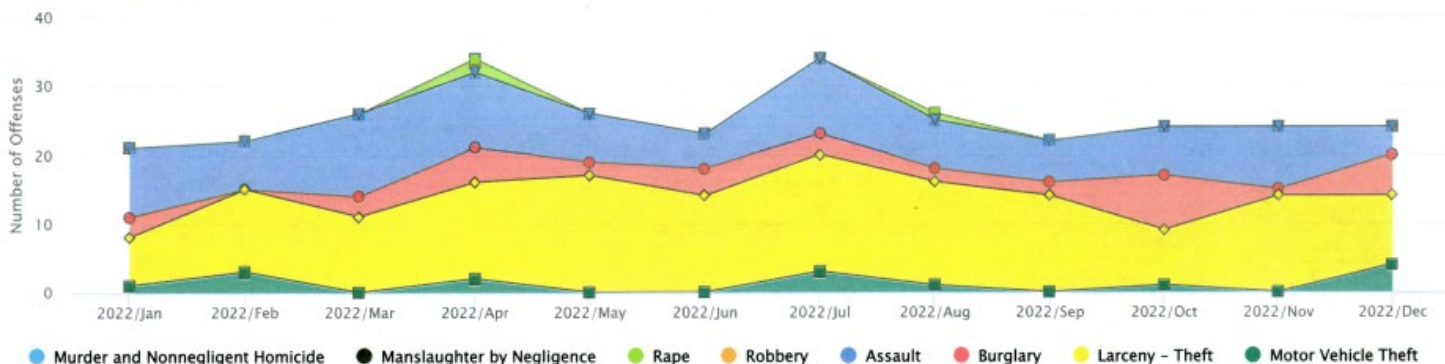
**Note:** In 2021 Crimes Against Persons (assaults, homicide, kidnapping, sex offenses) increased 19.78% Crimes Against Property (Arson, Burglary, Forgery, Criminal Mischief, Theft Robbery) increased 5.36% Crimes Against Society (Animal Cruelty, Drugs, Gambling, Prostitution, Weapons) decreased 10.2%

## Group A Offenses Trends Comparison 2022



### Offense Trends Report Beginning Month-Year: Jan - 2022 Ending Month-Year: Dec - 2022

Agency: PORT LAVACA PD  
Offense: All



Category	Murder and Nonnegligent Homicide	Manslaughter by Negligence	Rape	Robbery	Assault	Burglary	Larceny - Theft	Motor Vehicle Theft
2022/Jan	0	0	0	0	10	3	7	1
2022/Feb	0	0	0	0	7	0	12	3
2022/Mar	0	0	0	0	12	3	11	0
2022/Apr	0	0	2	0	11	5	14	2
2022/May	0	0	0	0	7	2	17	0
2022/Jun	0	0	0	0	5	4	14	0
2022/Jul	0	0	0	0	11	3	17	3
2022/Aug	0	0	1	0	7	2	15	1
2022/Sep	0	0	0	0	6	2	14	0
2022/Oct	0	0	0	0	7	8	8	1
2022/Nov	0	0	0	0	9	1	14	0
2022/Dec	0	0	0	0	4	6	10	4
Total	0	0	3	0	96	39	153	15

Printed On: 05/16/2023 15:39 PM

This report reflects incidents submitted to the Texas Department of Public Safety's Uniform Crime Reporting (UCR) system as applied to your request. UCR is a voluntary program, wherein, participating agencies submit their monthly data by the 10th of the following month or next business day, if the 10th falls on a weekend or holiday. The availability of this data is dependent on local agency timely and accurate submissions, which can be impacted by local agency resource constraints, system updates, and technical issues. As data is submitted, routine data validations are applied to ensure compliance with FBI and state-level reporting guidelines. The UCR data is a 'live' collection, meaning agencies can continue to update their incident data per their investigation findings, when arrests occur, for any corrections needed, and in response to data quality checks. As such, this report is a reflection of all the data currently contained within the TXDPS UCR System at the time of inquiry for the timeframe specified. Due to the active nature of this data, this report may not match data retrieved from the system at a different time of inquiry or data produced in yearly publications. UCR data may not match crime data gathered for other purposes and/or according to different guidelines/criteria.

39.75% decrease Assaults 39.29% increase Burglaries, 20.00% increase Counterfeits, 15.79%, decrease Criminal Mischief, 20.00% decrease Fraud, 115.07% increase Theft, 70.00% decrease Motor Vehicle Thefts, 13.96% increase Drug Offenses, 16.67% increase Weapons Violations

**Note:** In 2022 Crimes Against Persons (assaults, homicide, kidnapping, sex offenses) decreased 9.17% Crimes Against Property (Arson, Burglary, Forgery, Criminal Mischief, Theft Robbery) increased 55.37% Crimes Against Society (Animal Cruelty, Drugs, Gambling, Prostitution, Weapons) decreased 9.09%

## Group A Offenses 2021

### Incidents, Offenses, Victims, and Known Offenders by Offense Category, 2021

Agency : PORT LAVACA PD

<i>Offense Category</i>	<i>Incidents<sup>1</sup></i>	<i>Offenses</i>	<i>Victims<sup>2</sup></i>	<i>Known Offenders<sup>3</sup></i>
<b>Total</b>	<b>361</b>	<b>374</b>	<b>382</b>	<b>404</b>
<b>Crimes Against Person</b>	<b>96</b>	<b>109</b>	<b>109</b>	<b>95</b>
Assault Offenses	91	104	104	90
Homicide Offenses	0	0	0	0
Human Trafficking	0	0	0	0
Kidnapping/Abduction	0	0	0	0
Sex Offenses	5	5	5	5
Sex Offenses, Non-Forcible	0	0	0	0
<b>Crimes Against Property</b>	<b>177</b>	<b>177</b>	<b>185</b>	<b>207</b>
Arson	2	2	3	2
Bribery	0	0	0	0
Burglary/Breaking and Entering	28	28	32	32
Counterfeiting/Forgery	10	10	10	15
Destruction/Damage/Vandalism	38	38	38	42
Embezzlement	0	0	0	0
Extortion/Blackmail	0	0	0	0
Fraud Offenses	15	15	17	17
Larceny/Theft Offenses	73	73	73	86
Motor Vehicle Theft	10	10	11	12
Robbery	0	0	0	0
Stolen Property Offenses	1	1	1	1
<b>Crimes Against Society</b>	<b>88</b>	<b>88</b>	<b>88</b>	<b>102</b>
Animal Cruelty	0	0	0	0
Drug/Narcotic Offenses	82	82	82	96
Gambling Offenses	0	0	0	0
Pornography/Obscene Material	0	0	0	0
Prostitution Offenses	0	0	0	0
Weapons Law Violations	6	6	6	6

<sup>1</sup>The actual number of incidents is 361. However, the column figures will not add to the total because incidents may include more than one offense type, and one incident was counted for each offense type within each offense category in this table.

<sup>2</sup>The figures in the column for victims represent the number of victims associated with each offense type.

<sup>3</sup>The term Known Offender does not imply the identity of the suspect is known, but only that an attribute of the suspect has been identified, which distinguishes him/her from an unknown offender. Therefore, the figures in this column do not account for the 4 incidents with unknown offenders.



## Group A Offenses 2022

### Incidents, Offenses, Victims, and Known Offenders by Offense Category, 2022

Agency : PORT LAVACA PD

<i>Offense Category</i>	<i>Incidents<sup>1</sup></i>	<i>Offenses</i>	<i>Victims<sup>2</sup></i>	<i>Known Offenders<sup>3</sup></i>
<b>Total</b>	<b>445</b>	<b>454</b>	<b>467</b>	<b>569</b>
<b>Crimes Against Person</b>	<b>90</b>	<b>99</b>	<b>99</b>	<b>101</b>
Assault Offenses	88	96	96	99
Homicide Offenses	0	0	0	0
Human Trafficking	0	0	0	0
Kidnapping/Abduction	0	0	0	0
Sex Offenses	2	3	3	2
Sex Offenses, Non-Forcible	0	0	0	0
<b>Crimes Against Property</b>	<b>275</b>	<b>275</b>	<b>288</b>	<b>360</b>
Arson	0	0	0	0
Bribery	0	0	0	0
Burglary/Breaking and Entering	39	39	43	57
Counterfeiting/Forgery	12	12	14	12
Destruction/Damage/Vandalism	32	32	33	34
Embezzlement	0	0	0	0
Extortion/Blackmail	0	0	0	0
Fraud Offenses	18	18	18	25
Larceny/Theft Offenses	157	157	161	203
Motor Vehicle Theft	17	17	19	29
Robbery	0	0	0	0
Stolen Property Offenses	0	0	0	0
<b>Crimes Against Society</b>	<b>80</b>	<b>80</b>	<b>80</b>	<b>108</b>
Animal Cruelty	0	0	0	0
Drug/Narcotic Offenses	73	73	73	99
Gambling Offenses	0	0	0	0
Pornography/Obscene Material	0	0	0	0
Prostitution Offenses	0	0	0	0
Weapons Law Violations	7	7	7	9

<sup>1</sup>The actual number of incidents is 445. However, the column figures will not add to the total because incidents may include more than one offense type, and one incident was counted for each offense type within each offense category in this table.

<sup>2</sup>The figures in the column for victims represent the number of victims associated with each offense type.

<sup>3</sup>The term Known Offender does not imply the identity of the suspect is known, but only that an attribute of the suspect has been identified, which distinguishes him/her from an unknown offender. Therefore, the figures in this column do not account for the 3 incidents with unknown offenders.

# Group A Offenses Combined 2021



## Group A Offense Report

Beginning Date: 01/01/2021

Ending Date: 12/31/2021

Agency: PORT LAVACA PD

Offense	Reported in 2021	Reported in 2020	Percent Change	Offenses Cleared	Percent Cleared	Percent Of Category	Rate Per 100,000*
Murder	0	1	-100.00%	0	0.00%	0.00%	0.00
Negligent Manslaughter	0	0	NA	0	0.00%	0.00%	0.00
Justifiable Homicide	0	0	NA	0	0.00%	0.00%	0.00
Non-consensual Sex Offenses:							
Rape	5	5	0.00%	1	20.00%	4.59%	43.04
Sodomy	0	0	NA	0	0.00%	0.00%	0.00
Sexual Assault with Object	0	0	NA	0	0.00%	0.00%	0.00
Fondling	0	0	NA	0	0.00%	0.00%	0.00
Aggravated Assault	26	21	23.81%	17	65.38%	23.85%	223.79
Simple Assault	24	21	14.29%	4	16.67%	22.02%	206.58
Intimidation	54	43	25.58%	27	50.00%	49.54%	464.80
Kidnapping/Abduction	0	0	NA	0	0.00%	0.00%	0.00
Consensual Sex Offenses:							
Incest	0	0	NA	0	0.00%	0.00%	0.00
Statutory Rape	0	0	NA	0	0.00%	0.00%	0.00
Human Trafficking, Commercial Sex Acts	0	0	NA	0	0.00%	0.00%	0.00
Human Trafficking, Involuntary Servitude	0	0	NA	0	0.00%	0.00%	0.00
<b>Crimes Against Persons Total</b>	<b>109</b>	<b>91</b>	<b>19.78%</b>	<b>49</b>	<b>44.95%</b>	<b>29.14%</b>	<b>938.2</b>
Robbery	0	2	-100.00%	0	0.00%	0.00%	0.00
Burglary/Breaking & Entering	28	34	-17.65%	2	7.14%	15.82%	241.01
Larceny/Theft Offenses	73	66	10.61%	14	19.18%	41.24%	628.34
Motor Vehicle Theft	10	14	-28.57%	4	40.00%	5.65%	86.07
Arson	2	0	NA	1	50.00%	1.13%	17.21
Destruction Of Property	38	33	15.15%	3	7.89%	21.47%	327.08
Counterfeiting/Forgery	10	3	233.33%	2	20.00%	5.65%	86.07
Fraud Offense	15	16	-6.25%	2	13.33%	8.47%	129.11
Embezzlement	0	0	NA	0	0.00%	0.00%	0.00
Extortion/Blackmail	0	0	NA	0	0.00%	0.00%	0.00
Bribery	0	0	NA	0	0.00%	0.00%	0.00
Stolen Property Offenses	1	0	NA	0	0.00%	0.56%	8.61
<b>Crimes Against Property Total</b>	<b>177</b>	<b>168</b>	<b>5.36%</b>	<b>28</b>	<b>15.82%</b>	<b>47.33%</b>	<b>1523.5</b>
Drug/Narcotic Violations	43	60	-28.33%	38	88.37%	48.86%	370.12
Drug Equipment Violations	39	30	30.00%	9	23.08%	44.32%	335.69
Gambling Offenses	0	0	NA	0	0.00%	0.00%	0.00
Pornography/Obscene Material	0	0	NA	0	0.00%	0.00%	0.00
Prostitution	0	0	NA	0	0.00%	0.00%	0.00
Weapons Law Violation	6	8	-25.00%	5	83.33%	6.82%	51.64
Animal Cruelty	0	0	NA	0	0.00%	0.00%	0.00
<b>Crimes Against Society Total</b>	<b>88</b>	<b>98</b>	<b>-10.2%</b>	<b>52</b>	<b>59.09%</b>	<b>23.53%</b>	<b>757.45</b>
<b>Total Group "A" Offenses</b>	<b>374</b>	<b>357</b>	<b>4.76%</b>	<b>129</b>	<b>34.49%</b>	<b>100%</b>	<b>3219.14</b>

Note: The Rate per 100,000 will be 'NA' when the Adjusted Population Base is Zero.

# Group A Offenses Combined 2022



## Group A Offense Report

Beginning Date: 01/01/2022

Ending Date: 12/31/2022

Agency: PORT LAVACA PD

Offense	Reported in 2022	Reported in 2021	Percent Change	Offenses Cleared	Percent Cleared	Percent Of Category	Rate Per 100,000*
Murder	0	0	NA	0	0.00%	0.00%	0.00
Negligent Manslaughter	0	0	NA	0	0.00%	0.00%	0.00
Justifiable Homicide	0	0	NA	0	0.00%	0.00%	0.00
Non-consensual Sex Offenses:							
Rape	3	5	-40.00%	2	66.67%	3.03%	27.15
Sodomy	0	0	NA	0	0.00%	0.00%	0.00
Sexual Assault with Object	0	0	NA	0	0.00%	0.00%	0.00
Fondling	0	0	NA	0	0.00%	0.00%	0.00
Aggravated Assault	20	26	-23.08%	9	45.00%	20.20%	181.03
Simple Assault	20	24	-16.67%	6	30.00%	20.20%	181.03
Intimidation	56	54	3.70%	26	46.43%	56.57%	506.88
Kidnapping/Abduction	0	0	NA	0	0.00%	0.00%	0.00
Consensual Sex Offenses:							
Incest	0	0	NA	0	0.00%	0.00%	0.00
Statutory Rape	0	0	NA	0	0.00%	0.00%	0.00
Human Trafficking, Commercial Sex Acts	0	0	NA	0	0.00%	0.00%	0.00
Human Trafficking, Involuntary Servitude	0	0	NA	0	0.00%	0.00%	0.00
<b>Crimes Against Persons Total</b>	<b>99</b>	<b>109</b>	<b>-9.17%</b>	<b>43</b>	<b>43.43%</b>	<b>21.81%</b>	<b>896.09</b>
Robbery	0	0	NA	0	0.00%	0.00%	0.00
Burglary/Breaking & Entering	39	28	39.29%	7	17.95%	14.18%	353.01
Larceny/Theft Offenses	157	73	115.07%	60	38.22%	57.09%	1421.07
Motor Vehicle Theft	17	10	70.00%	6	35.29%	6.18%	153.87
Arson	0	2	-100.00%	0	0.00%	0.00%	0.00
Destruction Of Property	32	38	-15.79%	4	12.50%	11.64%	289.65
Counterfeiting/Forgery	12	10	20.00%	6	50.00%	4.36%	108.62
Fraud Offense	18	15	20.00%	6	33.33%	6.55%	162.93
Embezzlement	0	0	NA	0	0.00%	0.00%	0.00
Extortion/Blackmail	0	0	NA	0	0.00%	0.00%	0.00
Bribery	0	0	NA	0	0.00%	0.00%	0.00
Stolen Property Offenses	0	1	-100.00%	0	0.00%	0.00%	0.00
<b>Crimes Against Property Total</b>	<b>275</b>	<b>177</b>	<b>55.37%</b>	<b>89</b>	<b>32.36%</b>	<b>60.57%</b>	<b>2489.14</b>
Drug/Narcotic Violations	49	43	13.95%	47	95.92%	61.25%	443.52
Drug Equipment Violations	24	39	-38.46%	16	66.67%	30.00%	217.23
Gambling Offenses	0	0	NA	0	0.00%	0.00%	0.00
Pornography/Obscene Material	0	0	NA	0	0.00%	0.00%	0.00
Prostitution	0	0	NA	0	0.00%	0.00%	0.00
Weapons Law Violation	7	6	16.67%	6	85.71%	8.75%	63.36
Animal Cruelty	0	0	NA	0	0.00%	0.00%	0.00
<b>Crimes Against Society Total</b>	<b>80</b>	<b>88</b>	<b>-9.09%</b>	<b>69</b>	<b>86.25%</b>	<b>17.62%</b>	<b>724.11</b>
<b>Total Group "A" Offenses</b>	<b>454</b>	<b>374</b>	<b>21.39%</b>	<b>201</b>	<b>44.27%</b>	<b>100%</b>	<b>4109.34</b>

Note: The Rate per 100,000 will be 'NA' when the Adjusted Population Base is Zero.

# Port Lavaca Police Department Calls for Service

Reported incidents responded to and  
self-initiated actions





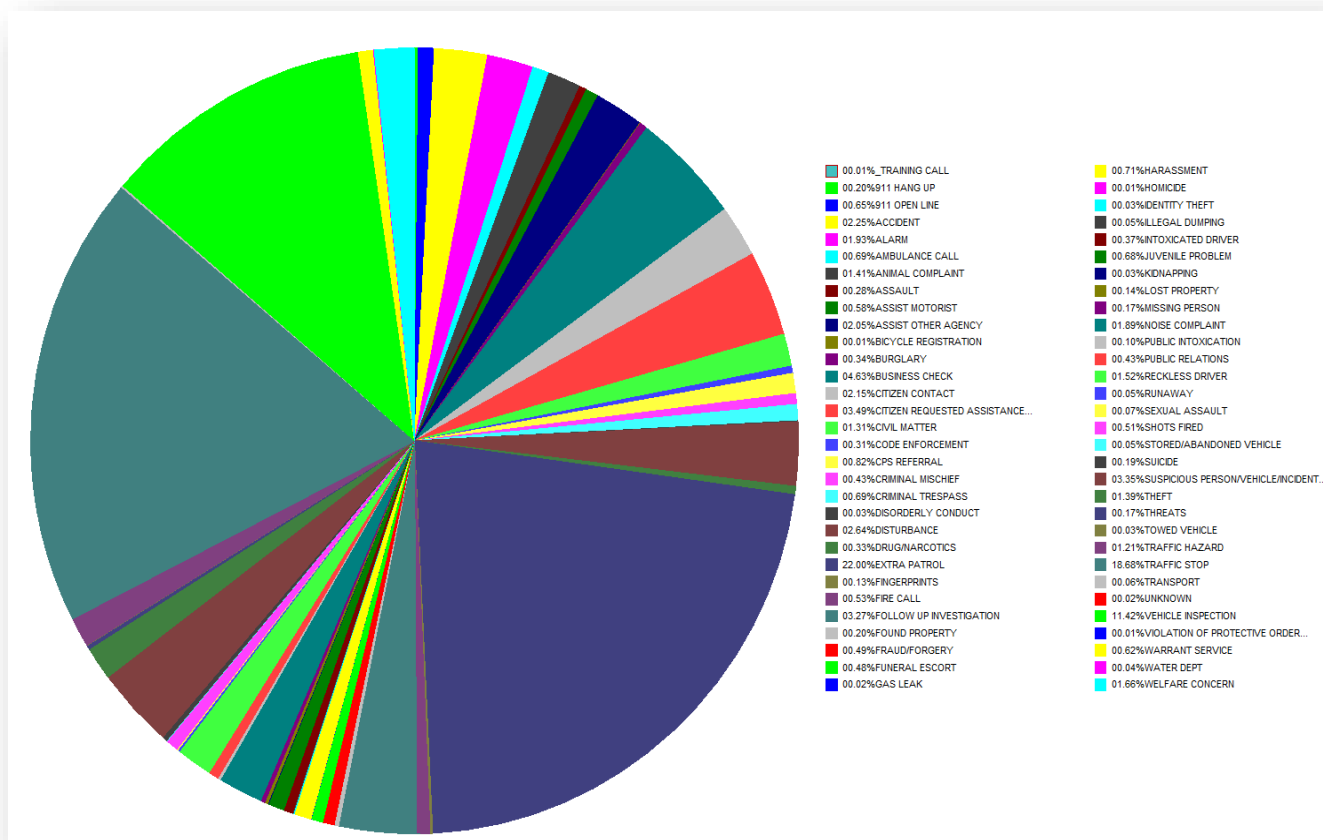
# Calls for Service 10/01/2020 to 09/30/2021

## Calls - By Type

10\01\2020  
thru 09\30\2021  
Agency is: PORT LAVACA PD

Type	Description	# Of Calls
77	_TRAINING CALL	1
36	911 HANG UP	36
81	911 OPEN LINE	118
27	ACCIDENT	409
25	ALARM	352
37	AMBULANCE CALL	125
38	ANIMAL COMPLAINT	257
1	ASSAULT	51
33	ASSIST MOTORIST	105
32	ASSIST OTHER AGENCY	374
74	BICYCLE REGISTRATION	1
3	BURGLARY	62
86	BUSINESS CHECK	843
68	CITIZEN CONTACT	392
61	CITIZEN REQUESTED ASSISTANCE	635
53	CIVIL MATTER	239
39	CODE ENFORCEMENT	57
67	CPS REFERRAL	149
59	CRIMINAL MISCHIEF	79
62	CRIMINAL TRESPASS	125
40	DISORDERLY CONDUCT	5
41	DISTURBANCE	480
42	DRUG/NARCOTICS	61
47	EXTRA PATROL	4,007
23	FINGERPRINTS	23
43	FIRE CALL	96
44	FOLLOW UP INVESTIGATION	595
45	FOUND PROPERTY	37
30	FRAUD/FORGERY	89
22	FUNERAL ESCORT	88
84	GAS LEAK	4
31	HARASSMENT	130
5	HOMICIDE	2
48	IDENTITY THEFT	6
65	ILLEGAL DUMPING	9
57	INTOXICATED DRIVER	67
28	JUVENILE PROBLEM	124
26	KIDNAPPING	5
46	LOST PROPERTY	26
55	MISSING PERSON	31
49	NOISE COMPLAINT	345
50	PUBLIC INTOXICATION	18
80	PUBLIC RELATIONS	79
21	RECKLESS DRIVER	276
54	RUNAWAY	10
6	SEXUAL ASSAULT	13
73	SHOTS FIRED	92
85	STORED/ABANDONED VEHICLE	9
52	SUICIDE	34
51	SUSPICIOUS PERSON/VEHICLE/INCIDENT	610
4	THEFT	253
83	THREATS	31
76	TOWED VEHICLE	5
63	TRAFFIC HAZARD	221
11	TRAFFIC STOP	3,401
60	TRANSPORT	11
0	UNKNOWN	4
79	VEHICLE INSPECTION	2,079
64	VIOLATION OF PROTECTIVE ORDER	2
34	WARRANT SERVICE	113
82	WATER DEPT	8
24	WELFARE CONCERN	302
Total		18,211

## Calls for Service 10/01/2020 to 09/30/2021 Pie Chart



## Top 5 Calls for Service

1. Extra Patrol
2. Traffic Stops
3. Follow-up Investigation
4. Citizen Requested Assistance
5. Suspicious Person/Vehicle



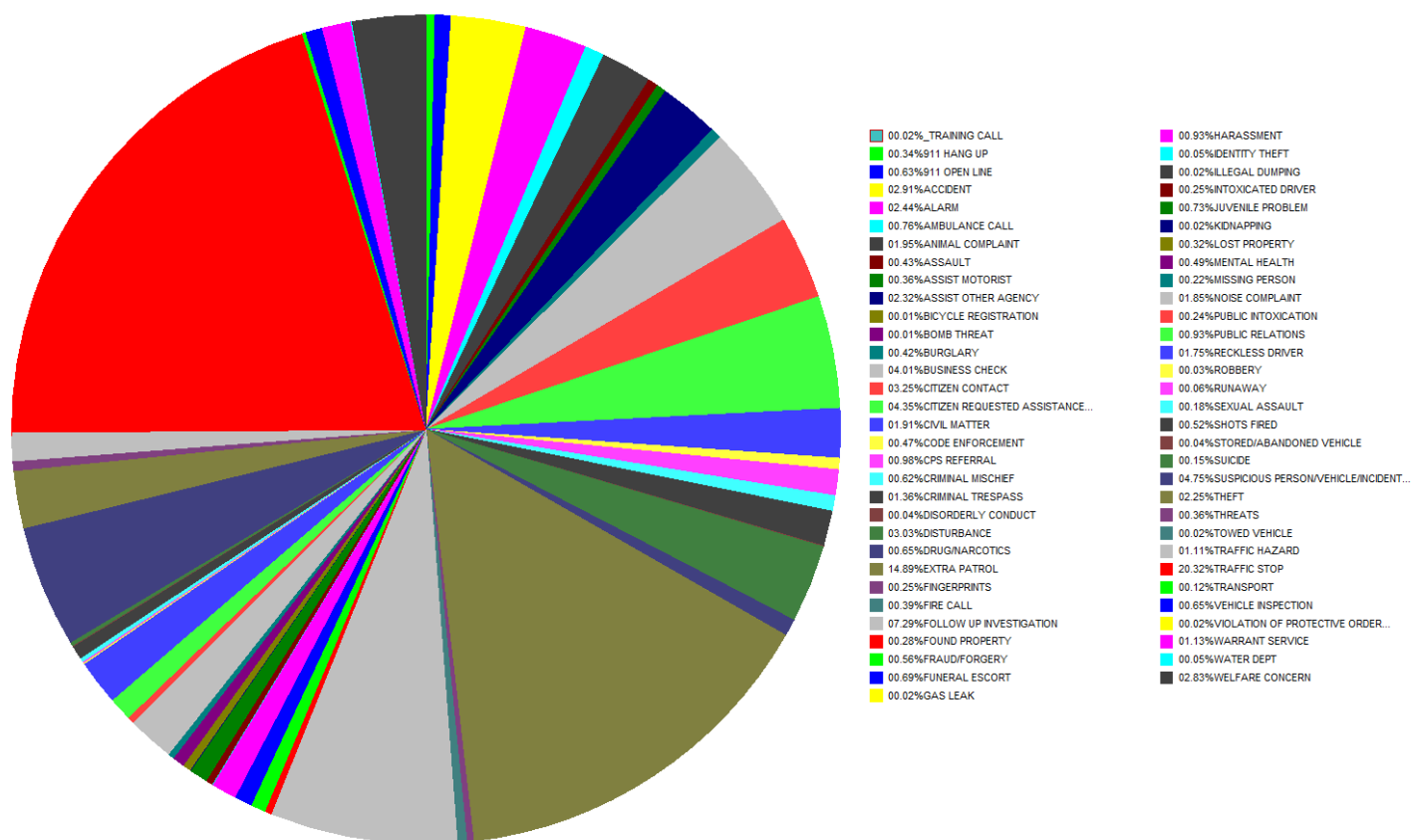
## Calls for Service 10/01/2021 to 09/30/2022

### Calls - By Type

10/01/2021  
thru 09/30/2022  
Agency is: PORT LAVACA PD

Type	Description	# Of Calls
77	_TRAINING CALL	3
36	911 HANG UP	44
81	911 OPEN LINE	82
27	ACCIDENT	377
25	ALARM	316
37	AMBULANCE CALL	99
38	ANIMAL COMPLAINT	253
1	ASSAULT	56
33	ASSIST MOTORIST	46
32	ASSIST OTHER AGENCY	300
74	BICYCLE REGISTRATION	1
2	BOMB THREAT	1
3	BURGLARY	54
86	BUSINESS CHECK	520
68	CITIZEN CONTACT	421
61	CITIZEN REQUESTED ASSISTANCE	563
53	CIVIL MATTER	247
39	CODE ENFORCEMENT	61
67	CPS REFERRAL	127
59	CRIMINAL MISCHIEF	80
62	CRIMINAL TRESPASS	176
40	DISORDERLY CONDUCT	5
41	DISTURBANCE	393
42	DRUG/NARCOTICS	84
47	EXTRA PATROL	1,929
23	FINGERPRINTS	32
43	FIRE CALL	50
44	FOLLOW UP INVESTIGATION	945
45	FOUND PROPERTY	36
30	FRAUD/FORGERY	73
22	FUNERAL ESCORT	90
84	GAS LEAK	3
31	HARASSMENT	121
48	IDENTITY THEFT	6
65	ILLEGAL DUMPING	2
57	INTOXICATED DRIVER	32
28	JUVENILE PROBLEM	94
26	KIDNAPPING	2
46	LOST PROPERTY	41
87	MENTAL HEALTH	64
55	MISSING PERSON	28
49	NOISE COMPLAINT	240
50	PUBLIC INTOXICATION	31
80	PUBLIC RELATIONS	121
21	RECKLESS DRIVER	227
29	ROBBERY	4
54	RUNAWAY	8
6	SEXUAL ASSAULT	23
73	SHOTS FIRED	68
85	STORED/ABANDONED VEHICLE	5
52	SUICIDE	19
51	SUSPICIOUS PERSON/VEHICLE/INCIDENT	615
4	THEFT	292
83	THREATS	46
76	TOWED VEHICLE	2
63	TRAFFIC HAZARD	144
11	TRAFFIC STOP	2,633
60	TRANSPORT	16
79	VEHICLE INSPECTION	84
64	VIOLATION OF PROTECTIVE ORDER	2
34	WARRANT SERVICE	147
82	WATER DEPT	6
24	WELFARE CONCERN	367
<b>Total</b>		<b>12,957</b>

## Calls for Service 10/01/2021 to 09/30/2022 Pie Chart



### Top 5 Calls for Service

1. Traffic Stops
2. Extra Patrols
3. Follow-up Investigations
4. Suspicious Person/Vehicle
5. Citizen Requested Assistance





## Use of Force

The amount of force necessary to mitigate an incident, make an arrest, or protect themselves or others from harm. The levels, or continuum, of force police use include basic verbal and physical restraint, less-lethal force, and lethal force.

### Types of Force Used

TASAR Deployed

TASAR Displayed

Personal Weapons (Hands)

OC Spray Deployed

Displayed Firearm

### Force Used by Department

2020 – 2021 - 15

Personal Weapons (Hands) – 4

Displayed Firearm - 11

2021 – 2022 – 16

Displayed Firearm - 13

TASAR Deployed - 1

TASAR Displayed - 2

## Complaints Against Officers

10/01/2020 – 09/30/2021 – 1

10/01/2021 – 09/30/2022 – 5

Two complaints had merit and disciplinary action was taken.

## Port Lavaca Police Department Staff

5500 - Chief: Colin Rangnow  
 5501 - Patrol Lieutenant: Eric Salles  
 5502 - Administrative Lieutenant: Javier Ramos  
 5503 - Patrol Sergeant: James Alderete  
 5504 - Patrol Sergeant: Luke Arreguin  
 5505 - Detective (Persons) Kenneth Pyle  
 5506 - Detective (Property): Weston James Burris  
 5507 - Detective (Narcotics): Jeremy Crull  
 5508 - Mental Health Sergeant: Clinton Wooldridge  
 5509 - Corporal Alejandro "Alex" Alvarez  
 5510 - Corporal Jaramillo Avila  
 5511 - Corporal Eh Klo Htoo  
 5512 - Corporal Devon Moore  
 5513 - Patrol Officer David Ruiz  
 5514 - Patrol Officer **Daniel Lopez (Del Mar Police Academy)**  
 5515 - Patrol Officer Kyle Curtis  
 5516 - Patrol Officer **Vacant**  
 5517 - Patrol Officer **Vacant**  
 5518 - Patrol Officer Eric Gregory  
 5519 - Patrol Officer **Vacant**  
 5520 - Patrol Officer Maxwell Duke  
 5553 - Dispatcher Leann Leal  
 5554 - Administration Karen Neal  
 5555 - Lead Dispatcher McCall Dolley  
 5556 - Dispatcher Evelyn Eure  
 5557 - Part time dispatcher Sandora Rivera  
 5558 - Dispatcher Sandra Villarreal  
 5559 - Part time dispatcher Liliana Ortiz  
 5560 - Part time dispatcher Delores Drake  
 5561 - Records Angie Phelps

**Note:** As of May 1, 2023, the Port Lavaca Police Department had three officer positions open.

