



CITY OF
PORT LAVACA
POLICE DEPARTMENT

To: City Secretary Mandy Grant
From: Chief Colin Rangnow
Date: May 2, 2024
Subject: Annual PD Activity Report

Submission of Annual Activity Report from the Port Lavaca Police Department to the City of Port Lavaca City Council.

A handwritten signature in black ink, appearing to be "C. Rangnow", written in a cursive style.

Chief Colin Rangnow
Port Lavaca Police Department



ANNUAL REPORT 2022-2023

Port Lavaca Police Department

Chief Colin Rangnow
crangnow@portlavaca.org

(361) 552-3788
201 N Colorado
Port Lavaca, Texas 77979



Mission:

The mission of the Port Lavaca Police Department is to provide for the protection of lives and property, preserve the public peace, and provide needed community services with the highest level of professionalism and ethical standards effectively and efficiently.

Core Values:

Integrity: The Port Lavaca Police Department is built upon a foundation of ethical and professional conduct. We are committed to the highest level of moral principles and ethics. All members of the department will adhere to the Law Enforcement Code of Ethics.

Honesty: We will be always truthful and trustworthy.

Fairness: We are committed to equal application of the law to offenders and members of the public as well as the equal application of rules and regulations to all members of the department.

Courage: We are dedicated to meeting all challenges with the courage needed to accomplish our mission.

Compassion: We understand our role as community caretakers and temper our application of the law with compassion and empathy.

Port Lavaca Police Department Objectives:

Protect and serve the community

Pursue justice for all individuals

Maintain public order

Manage public safety




Port Lavaca Police Department Business Goals

Accomplishments 2022-2023 Business Plans (Objectives)

1. Centralized/combined dispatch center (County wide effort)
2. Paperless submission of cases (County wide effort)
3. District meetings (quarterly)
4. Issued ballistic shields
5. Southern Software RMS and CAD

Port Lavaca Police Department Five Year Plan


1. Training facility with firearms range
2. Mental Health response team (County wide effort)
3. Civilian Academy
4. Youth Program
5. Law enforcement conferences at the Bauer Center
6. Emergency response team capable of assisting industry
7. Department Accreditation through Texas Police Chiefs' Association



Port Lavaca Police Department Performance Measures

Performance Measures 01/01/2022 – 12/31/2022

- Number of community programs/events attended – 131
- Number of training hours – 2,088
- Total number of called for service – 12,760
- Number of officer-initiated calls – 6,257
- Number of traffic citations – 819
- Number of warnings – 1,997
- Number of motor vehicle accidents worked by patrol – 212
- Average response time to calls in minutes – 3:30
- Number of case reports - 1114
- Number of cases assigned to CID - 502
- Number of cases cleared by arrest – 436



Performance Measures 01/01/2023 to 12/31/2023

- Number of community programs/events attended – 146 (+15)
- Number of training hours – 2,064 (-24)
- Total number of called for service – 13,542 (+782)
- Number of officer-initiated calls – 5,280 (-977)
- Number of traffic citations – 543 (-276)
- Number of warnings – 1671 (-326)
- Number of motor vehicle accidents worked by patrol – 168 (-44)
- Average response time to calls in minutes – 3:22 (-0:08)
- Number of case reports – 847 (-267)
- Number of cases assigned to CID – 425 (-77)
- Number of cases cleared by arrest – 285 (-151)

Type A Offenses



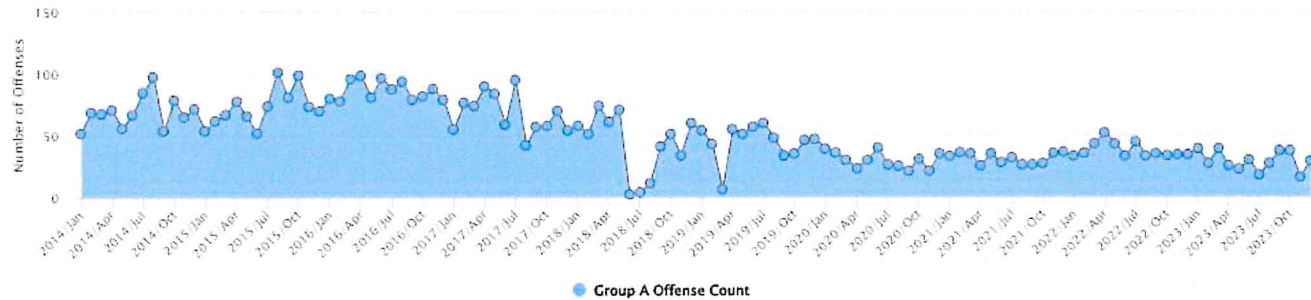
Offenses reported and investigated by the Port Lavaca Police Department. Reported incidents are sent to the Texas Department of Public Safety. Type A offenses are broken into three categories: Crimes against Persons, crimes against Property and crimes against Society.

Group A Offense Trends 01/01/2014 to 12/31/2023



Agency: PORT LAVACA PD
Offense: Group A Offenses

Offense Trends Report
Beginning Date: 01/01/2014 Ending Date: 12/31/2023



2014 Group A Offense Total - 836

2015 Group A Offense Total - 879

2016 Group A Offense Total - 1,041

2017 Group A Offense Total - 814

2018 Group A Offense Total - 518

2019 Group A Offense Total - 536

2020 Group A Offense Total - 357

2021 Group A Offense Total - 374

2022 Group A Offense Total - 454

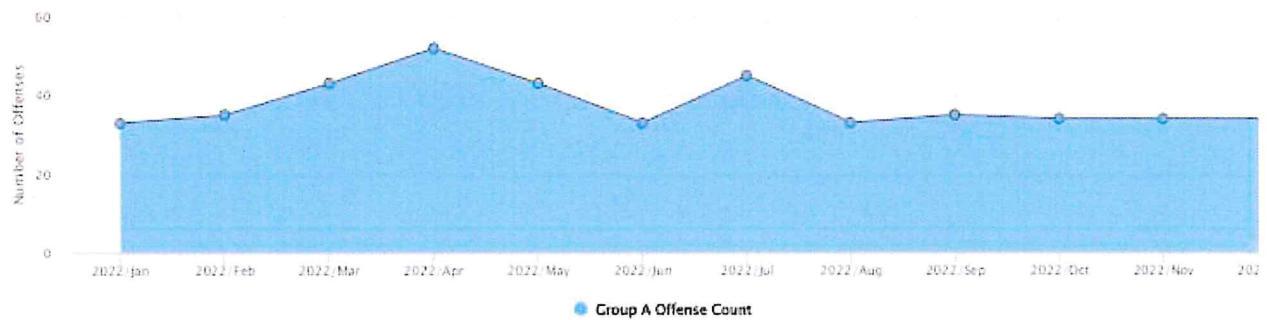
2023 Group A Offense Total - 346

Group A Offenses 2022



Agency: PORT LAVACA PD
Offense: Group A Offenses

Offense Trends Report
Beginning Date: 01/01/2022 Ending Date: 12/31/2022



Category	Group A Offense Count
2022/Jan	33
2022/Feb	35
2022/Mar	43
2022/Apr	52
2022/May	43
2022/Jun	33
2022/Jul	45
2022/Aug	33
2022/Sep	35
2022/Oct	34
2022/Nov	34
2022/Dec	34
Total	454

Printed On: 04/30/2024 09:17 AM

This report reflects incidents submitted to the Texas Department of Public Safety's Uniform Crime Reporting (UCR) system as applied to your request. UCR is a voluntary program, wherein, participating agencies submit their monthly data by the 10th of the following month or next business day, if the 10th falls on a weekend or holiday. The availability of this data is dependent on local agency timely and accurate submissions, which can be impacted by local agency resource constraints, system updates, and technical issues. As data is submitted, routine data validations are applied to ensure compliance with FBI and state-level reporting guidelines. The UCR data is a 'live' collection; meaning agencies can continue to update their incident data per their investigation findings, when arrests occur, for any corrections needed, and in response to data quality checks. As such, this report is a reflection of all the data currently contained within the TXDPS UCR System at the time of inquiry for the timeframe specified. Due to the active nature of this data, this report may not match data retrieved from the system at a different time of inquiry or data produced in yearly publications. UCR data may not match crime data gathered for other purposes and/or according to different guidelines/criteria.



Group A Offense Report

Beginning Date: 01/01/2022

Ending Date: 12/31/2022

Agency: PORT LAVACA PD

Offense	Reported in 2022	Reported in 2021	Percent Change	Offenses Cleared	Percent Cleared	Percent Of Category	Rate Per 100,000*
Murder	0	0	NA	0	0.00%	0.00%	0.00
Negligent Manslaughter	0	0	NA	0	0.00%	0.00%	0.00
Justifiable Homicide	0	0	NA	0	0.00%	0.00%	0.00
Non-consensual Sex Offenses:							
Rape	3	5	-40.00%	2	66.67%	3.03%	27.15
Sodomy	0	0	NA	0	0.00%	0.00%	0.00
Sexual Assault with Object	0	0	NA	0	0.00%	0.00%	0.00
Fondling	0	0	NA	0	0.00%	0.00%	0.00
Aggravated Assault	20	26	-23.08%	9	45.00%	20.20%	181.03
Simple Assault	20	24	-16.67%	6	30.00%	20.20%	181.03
Intimidation	56	54	3.70%	26	46.43%	56.57%	506.88
Kidnapping/Abduction	0	0	NA	0	0.00%	0.00%	0.00
Consensual Sex Offenses:							
Incest	0	0	NA	0	0.00%	0.00%	0.00
Statutory Rape	0	0	NA	0	0.00%	0.00%	0.00
Human Trafficking, Commercial Sex Acts	0	0	NA	0	0.00%	0.00%	0.00
Human Trafficking, Involuntary Servitude	0	0	NA	0	0.00%	0.00%	0.00
Crimes Against Persons Total	99	109	-9.17%	43	43.43%	21.81%	896.09
Robbery	0	0	NA	0	0.00%	0.00%	0.00
Burglary/Breaking & Entering	39	26	39.29%	7	17.95%	14.18%	353.01
Larceny/Theft Offenses	157	73	115.07%	60	38.22%	57.09%	1421.07
Motor Vehicle Theft	17	10	70.00%	6	35.29%	6.18%	153.87
Arson	0	2	-100.00%	0	0.00%	0.00%	0.00
Destruction Of Property	32	38	-15.79%	4	12.50%	11.64%	289.65
Counterfeiting/Forgery	12	10	20.00%	6	50.00%	4.36%	108.62
Fraud Offense	18	15	20.00%	6	33.33%	6.55%	162.93
Embezzlement	0	0	NA	0	0.00%	0.00%	0.00
Extortion/Blackmail	0	0	NA	0	0.00%	0.00%	0.00
Bribery	0	0	NA	0	0.00%	0.00%	0.00
Stolen Property Offenses	0	1	-100.00%	0	0.00%	0.00%	0.00
Crimes Against Property Total	275	177	55.37%	89	32.36%	60.57%	2489.14
Drug/Narcotic Violations	49	43	13.95%	47	95.92%	61.25%	443.52
Drug Equipment Violations	24	39	-38.46%	16	66.67%	30.00%	217.23
Gambling Offenses	0	0	NA	0	0.00%	0.00%	0.00
Pornography/Obscene Material	0	0	NA	0	0.00%	0.00%	0.00
Prostitution	0	0	NA	0	0.00%	0.00%	0.00
Weapons Law Violation	7	6	16.67%	6	85.71%	8.75%	63.36
Animal Cruelty	0	0	NA	0	0.00%	0.00%	0.00
Crimes Against Society Total	80	88	-9.09%	69	86.25%	17.62%	724.11
Total Group "A" Offenses	454	374	21.39%	201	44.27%	100%	4109.34

Note: The Rate per 100,000 will be 'NA' when the Adjusted Population Base is Zero.

Incidents, Offenses, Victims, and Known Offenders by Offense Category, 2022

Agency : PORT LAVACA PD

<i>Offense Category</i>	<i>Incidents¹</i>	<i>Offenses</i>	<i>Victims²</i>	<i>Known Offenders³</i>
Total	445	454	467	569
Crimes Against Person	90	99	99	101
Assault Offenses	88	96	96	99
Homicide Offenses	0	0	0	0
Human Trafficking	0	0	0	0
Kidnapping/Abduction	0	0	0	0
Sex Offenses	2	3	3	2
Sex Offenses, Non-Forcible	0	0	0	0
Crimes Against Property	275	275	288	360
Arson	0	0	0	0
Bribery	0	0	0	0
Burglary/Breaking and Entering	39	39	43	57
Counterfeiting/Forgery	12	12	14	12
Destruction/Damage/Vandalism	32	32	33	34
Embezzlement	0	0	0	0
Extortion/Blackmail	0	0	0	0
Fraud Offenses	18	18	18	25
Larceny/Theft Offenses	157	157	161	203
Motor Vehicle Theft	17	17	19	29
Robbery	0	0	0	0
Stolen Property Offenses	0	0	0	0
Crimes Against Society	80	80	80	108
Animal Cruelty	0	0	0	0
Drug/Narcotic Offenses	73	73	73	99
Gambling Offenses	0	0	0	0
Pornography/Obscene Material	0	0	0	0
Prostitution Offenses	0	0	0	0
Weapons Law Violations	7	7	7	9

¹The actual number of incidents is 445. However, the column figures will not add to the total because incidents may include more than one offense type, and one incident was counted for each offense type within each offense category in this table.

²The figures in the column for victims represent the number of victims associated with each offense type.

³The term Known Offender does not imply the identity of the suspect is known, but only that an attribute of the suspect has been identified, which distinguishes him/her from an unknown offender. Therefore, the figures in this column do not account for the 3 incidents with unknown offenders.

Note: In 2022 Crimes Against Persons (assaults, homicide, kidnapping, sex offenses) decreased 9.17%
 Crimes Against Property (Arson, Burglary, Forgery, Criminal Mischief, Theft Robbery) **increased 55.37%**
 Crimes Against Society (Animal Cruelty, Drugs, Gambling, Prostitution, Weapons) decreased 9.09%
 Total Group "A" Offenses **increased by 21.39%** from 2021

Group A Offenses 2023



Offense Trends Report
Beginning Date: 01/01/2023 Ending Date: 12/31/2023

Agency: PORT LAVACA PD
Offense: Group A Offenses



Category	Group A Offense Count
2023/Jan	39
2023/Feb	27
2023/Mar	39
2023/Apr	25
2023/May	22
2023/Jun	30
2023/Jul	18
2023/Aug	27
2023/Sep	37
2023/Oct	37
2023/Nov	16
2023/Dec	29
Total	346

Printed On: 04/30/2024 09:19 AM

This report reflects incidents submitted to the Texas Department of Public Safety's Uniform Crime Reporting (UCR) system as applied to your request. UCR is a voluntary program, wherein, participating agencies submit their monthly data by the 10th of the following month or next business day, if the 10th falls on a weekend or holiday. The availability of this data is dependent on local agency timely and accurate submissions, which can be impacted by local agency resource constraints, system updates, and technical issues. As data is submitted, routine data validations are applied to ensure compliance with FBI and state-level reporting guidelines. The UCR data is a 'live' collection, meaning agencies can continue to update their incident data per their investigation findings, when arrests occur, for any corrections needed, and in response to data quality checks. As such, this report is a reflection of all the data currently contained within the TXDPS UCR System at the time of inquiry for the timeframe specified. Due to the active nature of this data, this report may not match data retrieved from the system at a different time of inquiry or data produced in yearly publications. UCR data may not match crime data gathered for other purposes and/or according to different guidelines/criteria.



Group A Offense Report

Printed On: 04/30/2024

Beginning Date: 01/01/2023

Ending Date: 12/31/2023

Page 1 of 1

Agency: PORT LAVACA PD

Offense	Reported in 2023	Reported in 2022	Percent Change	Offenses Cleared	Percent Cleared	Percent Of Category	Rate Per 100,000*
Murder	0	0	NA	0	0.00%	0.00%	0.00
Negligent Manslaughter	1	0	NA	0	0.00%	1.00%	8.98
Justifiable Homicide	0	0	NA	0	0.00%	0.00%	0.00
Non-consensual Sex Offenses:							
Rape	14	3	366.67%	2	14.29%	14.00%	125.71
Sodomy	0	0	NA	0	0.00%	0.00%	0.00
Sexual Assault with Object	0	0	NA	0	0.00%	0.00%	0.00
Fondling	6	0	NA	0	0.00%	6.00%	53.87
Aggravated Assault	19	20	-5.00%	12	63.16%	19.00%	170.60
Simple Assault	35	20	75.00%	17	48.57%	35.00%	314.27
Intimidation	24	56	-57.14%	8	33.33%	24.00%	215.50
Kidnapping/Abduction	1	0	NA	0	0.00%	1.00%	8.98
Consensual Sex Offenses:							
Incest	0	0	NA	0	0.00%	0.00%	0.00
Statutory Rape	0	0	NA	0	0.00%	0.00%	0.00
Human Trafficking, Commercial Sex Acts	0	0	NA	0	0.00%	0.00%	0.00
Human Trafficking, Involuntary Servitude	0	0	NA	0	0.00%	0.00%	0.00
Crimes Against Persons Total	100	99	1.01%	39	39%	28.9%	897.91
Robbery	2	0	NA	1	50.00%	1.15%	17.96
Arson	0	0	NA	0	0.00%	0.00%	0.00
Extortion/Blackmail	0	0	NA	0	0.00%	0.00%	0.00
Burglary/Breaking & Entering	27	39	-30.77%	3	11.11%	15.52%	242.44
Larceny/Theft Offenses	85	157	-45.86%	22	25.88%	48.85%	763.22
Motor Vehicle Theft	11	17	-35.29%	5	45.45%	6.32%	98.77
Counterfeiting/Forgery	8	12	-33.33%	2	25.00%	4.60%	71.83
Fraud Offense	14	18	-22.22%	5	35.71%	8.05%	125.71
Embezzlement	0	0	NA	0	0.00%	0.00%	0.00
Stolen Property Offenses	1	0	NA	0	0.00%	0.57%	8.98
Destruction Of Property	26	32	-18.75%	3	11.54%	14.94%	233.46
Bribery	0	0	NA	0	0.00%	0.00%	0.00
Crimes Against Property Total	174	275	-36.73%	41	23.56%	50.29%	1562.36
Drug/Narcotic Violations	52	49	6.12%	47	90.38%	72.22%	466.91
Drug Equipment Violations	11	24	-54.17%	5	45.45%	15.28%	98.77
Pornography/Obscene Material	2	0	NA	2	100.00%	2.78%	17.96
Gambling Offenses	0	0	NA	0	0.00%	0.00%	0.00
Prostitution	1	0	NA	0	0.00%	1.39%	8.98
Weapons Law Violation	6	7	-14.29%	6	100.00%	8.33%	53.87
Animal Cruelty	0	0	NA	0	0.00%	0.00%	0.00
Crimes Against Society Total	72	80	-10%	60	83.33%	20.81%	646.49
Total Group "A" Offenses	346	454	-23.79%	140	40.46%	100%	3106.76

Note: The Rate per 100,000 will be 'NA' when the Adjusted Population Base is Zero.

Incidents, Offenses, Victims, and Known Offenders by Offense Category, 2023

Agency : PORT LAVACA PD

<i>Offense Category</i>	<i>Incidents¹</i>	<i>Offenses</i>	<i>Victims²</i>	<i>Known Offenders³</i>
Total	326	346	354	371
Crimes Against Person	82	100	100	92
Assault Offenses	66	78	78	75
Homicide Offenses	1	1	1	0
Human Trafficking	0	0	0	0
Kidnapping/Abduction	1	1	1	2
Sex Offenses	14	20	20	15
Sex Offenses, Non-Forcible	0	0	0	0
Crimes Against Property	172	174	182	182
Arson	0	0	0	0
Bribery	0	0	0	0
Burglary/Breaking and Entering	27	27	28	27
Counterfeiting/Forgery	8	8	8	9
Destruction/Damage/Vandalism	26	26	30	23
Embezzlement	0	0	0	0
Extortion/Blackmail	0	0	0	0
Fraud Offenses	14	14	16	12
Larceny/Theft Offenses	85	85	88	98
Motor Vehicle Theft	9	11	9	10
Robbery	2	2	2	3
Stolen Property Offenses	1	1	1	0
Crimes Against Society	72	72	72	97
Animal Cruelty	0	0	0	0
Drug/Narcotic Offenses	63	63	63	79
Gambling Offenses	0	0	0	0
Pornography/Obscene Material	2	2	2	3
Prostitution Offenses	1	1	1	1
Weapons Law Violations	6	6	6	14

¹The actual number of incidents is 326. However, the column figures will not add to the total because incidents may include more than one offense type, and one incident was counted for each offense type within each offense category in this table.

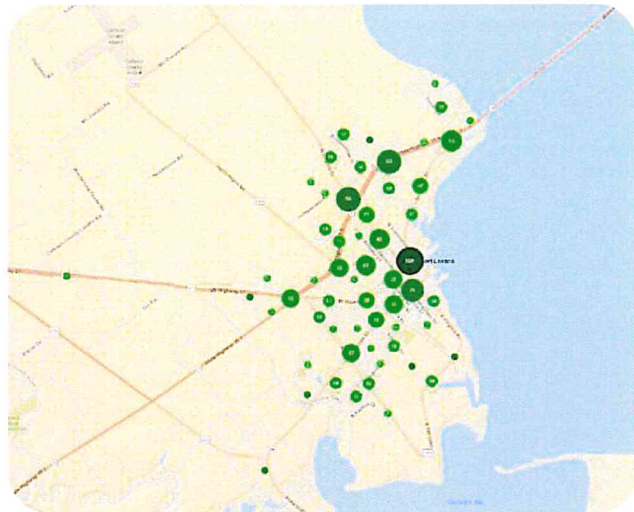
²The figures in the column for victims represent the number of victims associated with each offense type.

³The term Known Offender does not imply the identity of the suspect is known, but only that an attribute of the suspect has been identified, which distinguishes him/her from an unknown offender. Therefore, the figures in this column do not account for the 28 incidents with unknown offenders.

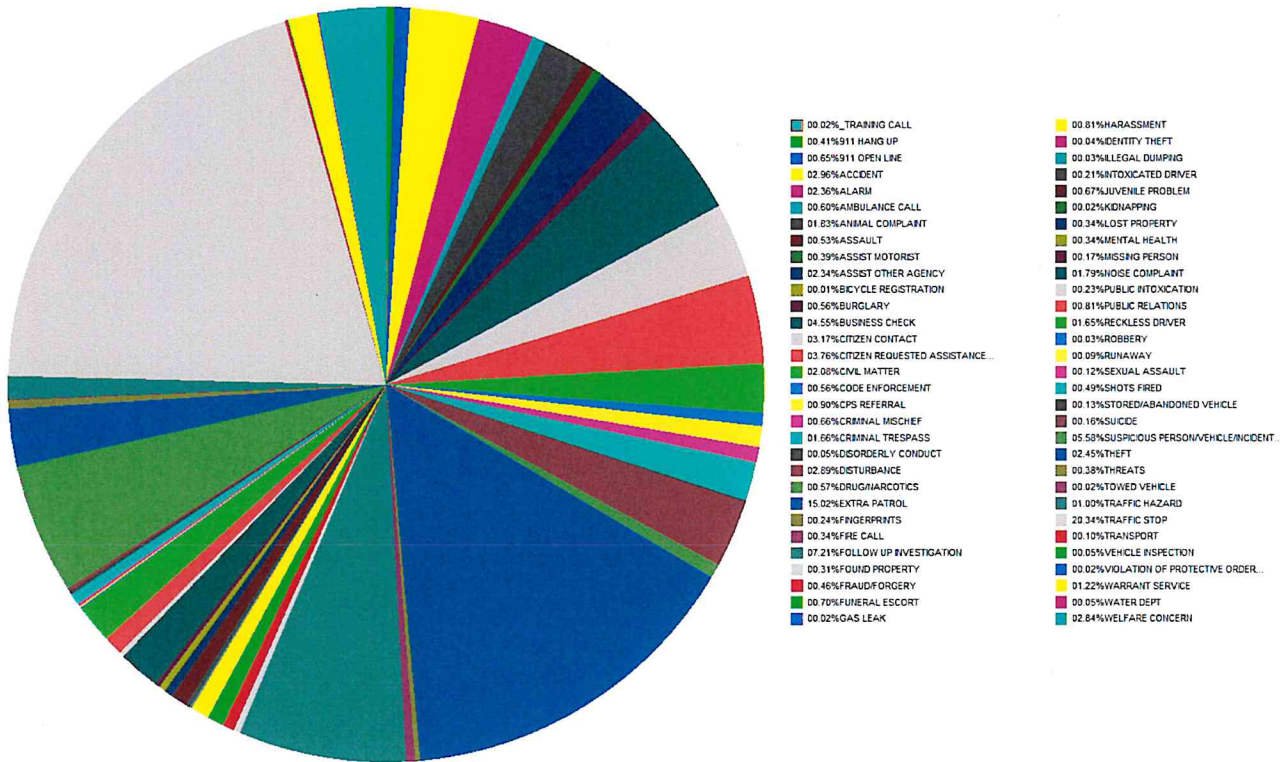
Note: In 2023 Crimes Against Persons (assaults, homicide, kidnapping, sex offenses) increased 1.01%
 Crimes Against Property (Arson, Burglary, Forgery, Criminal Mischief, Theft Robbery) decreased 36.73%
 Crimes Against Society (Animal Cruelty, Drugs, Gambling, Prostitution, Weapons) decreased 10%
 Total Group "A" Offenses decreased by 23.79% from 2022

Port Lavaca Police Department Calls for Service

Reported incidents responded to and
self-initiated actions



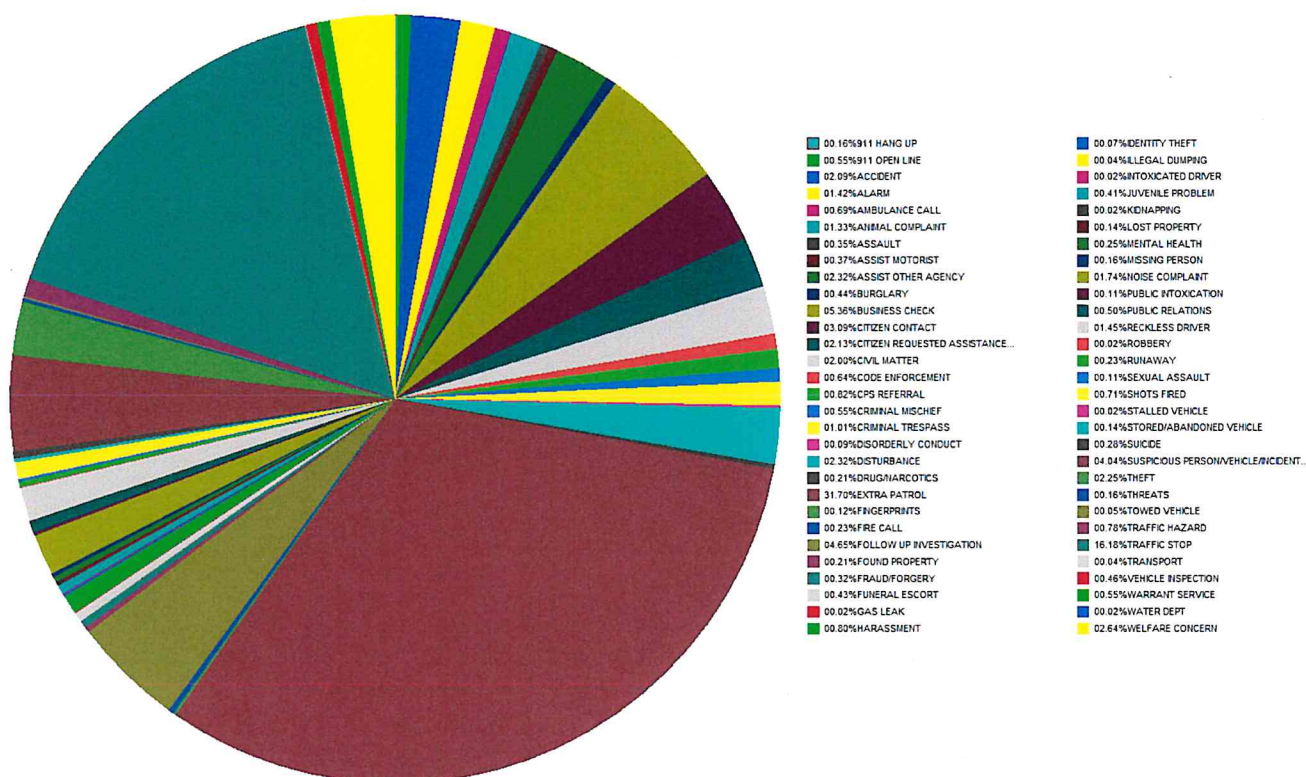
Calls for Service 01/01/2022 to 12/31/2022



Top 5 Calls for Service

1. Traffic Stops
2. Extra Patrols
3. Follow-up Investigations
4. Suspicious Person/Vehicle
5. Citizen Requested Assistance

Calls for Service 01/01/2023 to 12/31/2023



Top 5 Calls for Service

1. Extra Patrol
2. Traffic Stops
3. Follow-up Investigation
4. Citizen Requested Assistance
5. Suspicious Person/Vehicle

Use of Force

The amount of force necessary to mitigate an incident, make an arrest, or protect themselves or others from harm. The levels, or continuum, of force police use include basic verbal and physical restraint, less-lethal force, and lethal force.

Types of Force Used

TASAR Deployed

TASAR Displayed

Personal Weapons (Hands)

OC Spray Deployed

Displayed Firearm

Flexible Less Lethal Round

Force Used by Department

01/01/2022 – 12/31/2022 - 16

Displayed Firearm - 13

TASAR Deployed – 1

TASAR Displayed - 2

01/01/2023 – 12/31/2023 – 5

Displayed Firearm - 2

OC Spray Deployed - 1

TASAR Displayed - 1

Flexible Less Lethal Round - 1

Complaints Against Officers

01/01/2022 – 12/31/2022 – 6 (Disciplinary action on 2 complaints)

01/01/2023 – 12/31/2023 – 5 (All unfounded no disciplinary action taken)

Port Lavaca Police Department Staff

- 5500 - Chief: Colin Rangnow
- 5501 - Patrol Lieutenant: Eric Salles
- 5502 - Administrative Lieutenant: Javier Ramos
- 5503 - Patrol Sergeant: James Alderete
- 5504 - Patrol Sergeant: David Ruiz
- 5505 - Detective (Persons) Kenneth Pyle
- 5506 - Detective (Property): Weston James Burris
- 5507 - Detective (Narcotics): Jeremy Crull
- 5508 - Mental Health Sergeant: Clinton Wooldridge
- 5509 - Corporal Maxwell Duke
- 5510 - Corporal Jaramillo Avila
- 5511 - Corporal Eric Gregory
- 5512 - Corporal Kaw Dee
- 5513 - Patrol Officer Derek Luna
- 5514 - Patrol Officer Jonathan Williams
- 5515 - Patrol Officer **Vacant**
- 5516 - Patrol Officer **Joaquin Sandoval (Del Mar Junior College Police Academy)**
- 5517 - Patrol Officer **Leann Leal (Victoria College Police Academy)**
- 5518 - Patrol Officer **Vacant**
- 5519 - Patrol Officer **Vacant**
- 5520 - Patrol Officer **Vacant**
- 5553 - Dispatcher Malory Morales
- 5554 - Administration Karen Neal
- 5555 - Lead Dispatcher McCall Dolley
- 5556 - Dispatcher Evelyn Eure
- 5557 - Dispatcher Sandra Villarreal
- 5558 - Part time dispatcher **Vacant**
- 5559 - Part time dispatcher Liliana Ortiz
- 5560 - Part time dispatcher Delores Drake
- 5561 - Records Angie Phelps

Note: As of May 1, 2024, the Port Lavaca Police Department had three officer positions open.

