



WORKSHOP SUMMARY – PORT LAVACA, TX

Date: April 28th, 2021 Project File No.: US2021-002

Attention: Port Lavaca, TX Project Name: Port Lavaca Skatepark

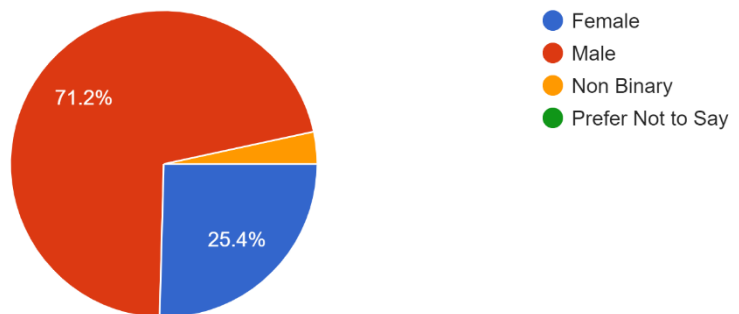
The following is a summary of the feedback gathered from the kick-off meeting on Wednesday, April 28th and the after meeting online survey open until May 13th. The workshop was held virtually using Zoom Webinar where the city, SPA and New Line Skateparks presented project background and three potential design directions. These directions are used to gather. Please review and contact NLS with any questions or comments.

Part One – Demographics

Participation: A total of 61 community members completed the online survey.

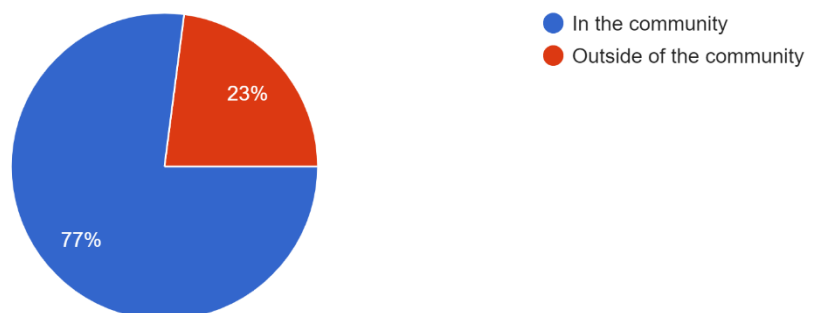
Question 1: Gender

- 42 (71.2%) Male
- 15 (25.4%) Female
- 2 (3.4%) Non Binary



Question 2: I Live...

- 44 (77%) In Community
- 13 (23%) Outside



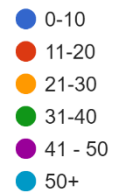
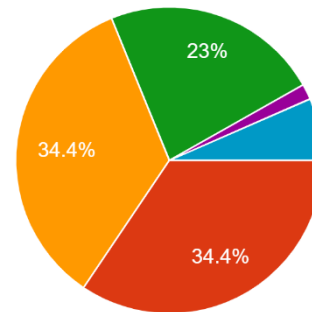
77% of the participants live in the community and 23% live outside the community. This represents a strong interest in action sports and this project within the local community. It also shows an interest from residents outside of Port Lavaca.



WORKSHOP SUMMARY – PORT LAVACA, TX

Question 3: Age

- 21 (34.4%) 11-20
- 21 (34.4%) 21-30
- 14 (23%) 31-40
- 1 (1.6%) 41-50
- 4 (6.6%) 51+

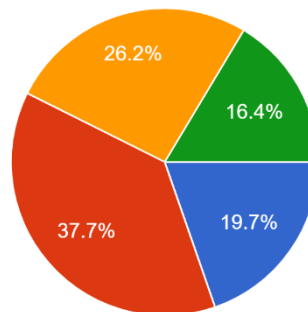


Question 4: I am interested in the project because I am...

- 38 (62.3%) A Skateboarder
- 5 (8.2%) A BMX Rider
- 2 (3.3%) A Scooter Rider
- 17 (27.9%) A Parent/Guardian/Spectator
- 23 (37.7%) A Local Resident Interested
- 1 (1.6%) A Rollerblader / Roller Skater
- 2 (3.2%) Other

Question 5: Skateboarding / riding ability

- 12 (19.7%) Beginner
- 23 (37.7%) Intermediate
- 16 (26.2%) Advanced
- 10 (16.4%) Don't Ride



There is a great spread of skill levels in the community, including some survey participants that do not skate or ride yet.




WORKSHOP SUMMARY – PORT LAVACA, TX

Part Two – Preferred Skatepark Features

Preferred Street Features:

STAIRS AND DROPS (WITH HUBBAS AND RAILS)




RAILS



LEDGES AND BENCHES



GAPS



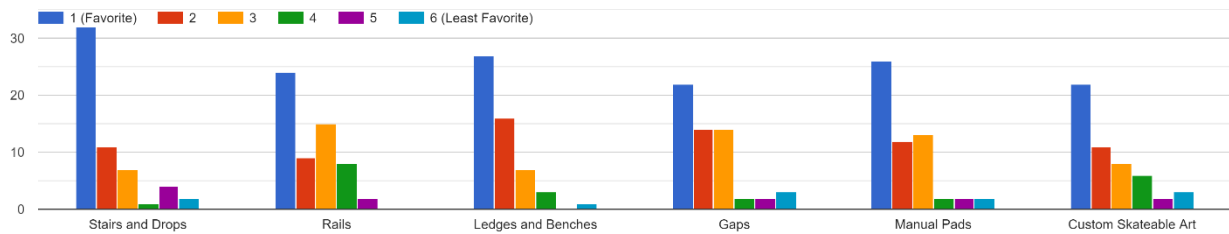
MANUAL PADS



CUSTOM SKATEABLE ART FEATURES



Please rank your preferred STREET feature styles in order.



Stairs and Drops - #1 Favorite Overall

Rails - #4

Ledges and Benches – Tied #2

Gaps - #5

Manual Pads – Tied #2

Custom Skateable Art - #6




WORKSHOP SUMMARY – PORT LAVACA, TX

Preferred Transition Features:

QUARTERPIPES & MINI RAMPS



BANKS



HIP/PYRAMID




SLAPPIES



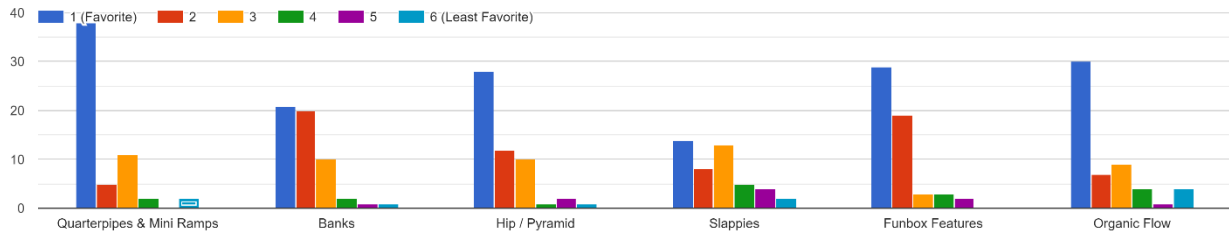
FUNBOX FEATURES



ORGANIC FLOW



Please rank your favorite TRANSITION feature styles in order.



Quarterpipes & Mini Ramps - #1 Favorite Overall

Banks - #4

Hip / Pyramid - #3

Slappies - #6

Funbox Features - #2

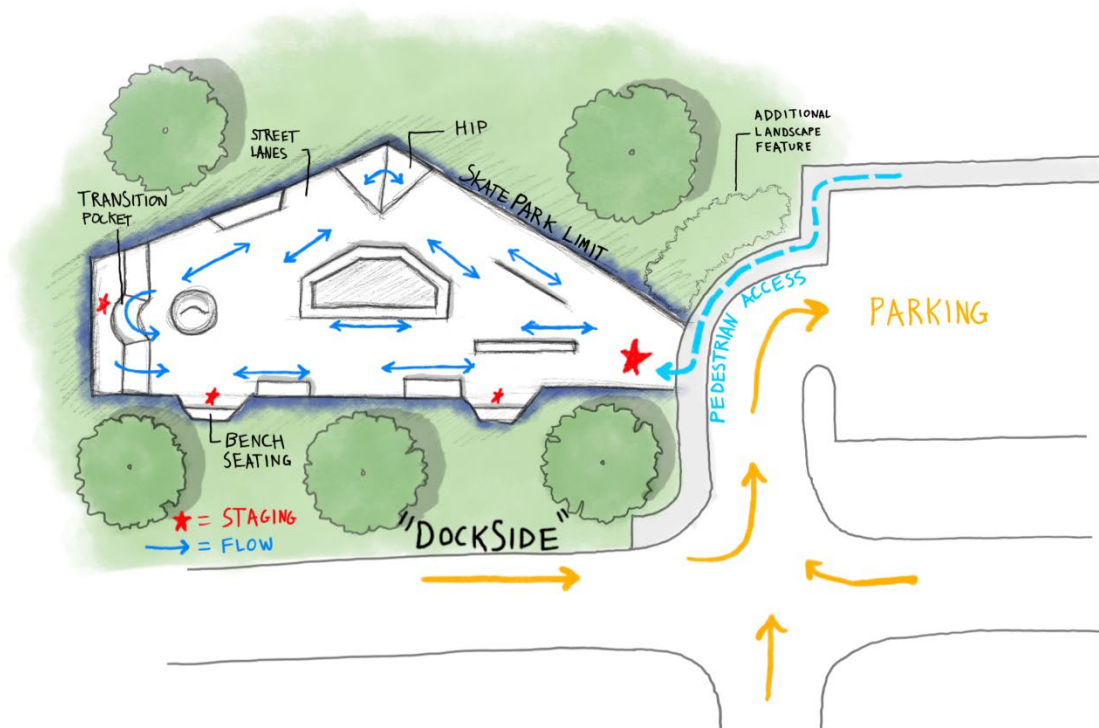
Organic Flow - #5



WORKSHOP SUMMARY – PORT LAVACA, TX

Part Three – Preliminary Design Directions

Option 1 – “Dockside”:



What do you like about “Dockside”?

- **Transition** pocket.
- Single **hip**, nice ledges.
- **Classic** skatepark feel, good **flow**.
- Larger footprint.
- Open area, with variety of features.
- **Simple and spacious**.

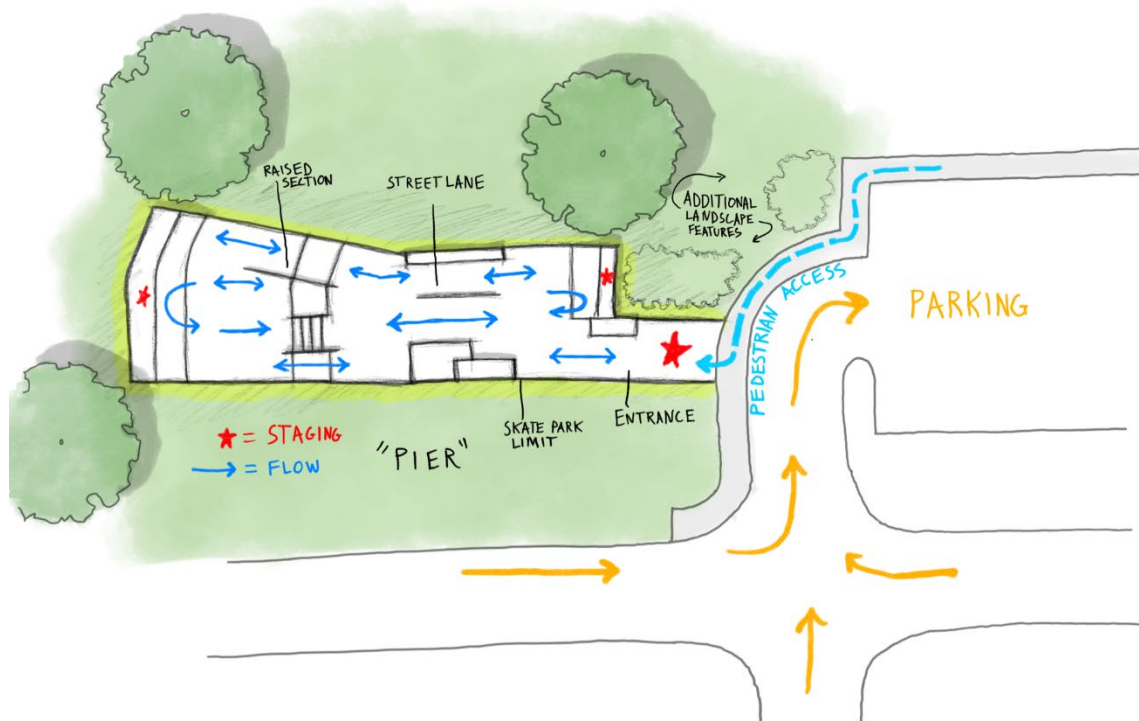
What do you dislike about “Dockside”?

- Center piece takes up space.
- No mini-ramp.
- Lots of **pushing** required.
- No gap or stairs.
- Close to **parking lot**.
- Needs **shade** by seating.
- Could have more transition.



WORKSHOP SUMMARY – PORT LAVACA, TX

Option 2 – “Pier”:



What do you like about “Pier”?

- **Raised** area for stairs.
- Enough space to **skate fast**.
- **Stacked** manual pad / ledge.
- Flow is **constant**.
- **Range** of terrain for beginner and advanced skaters.

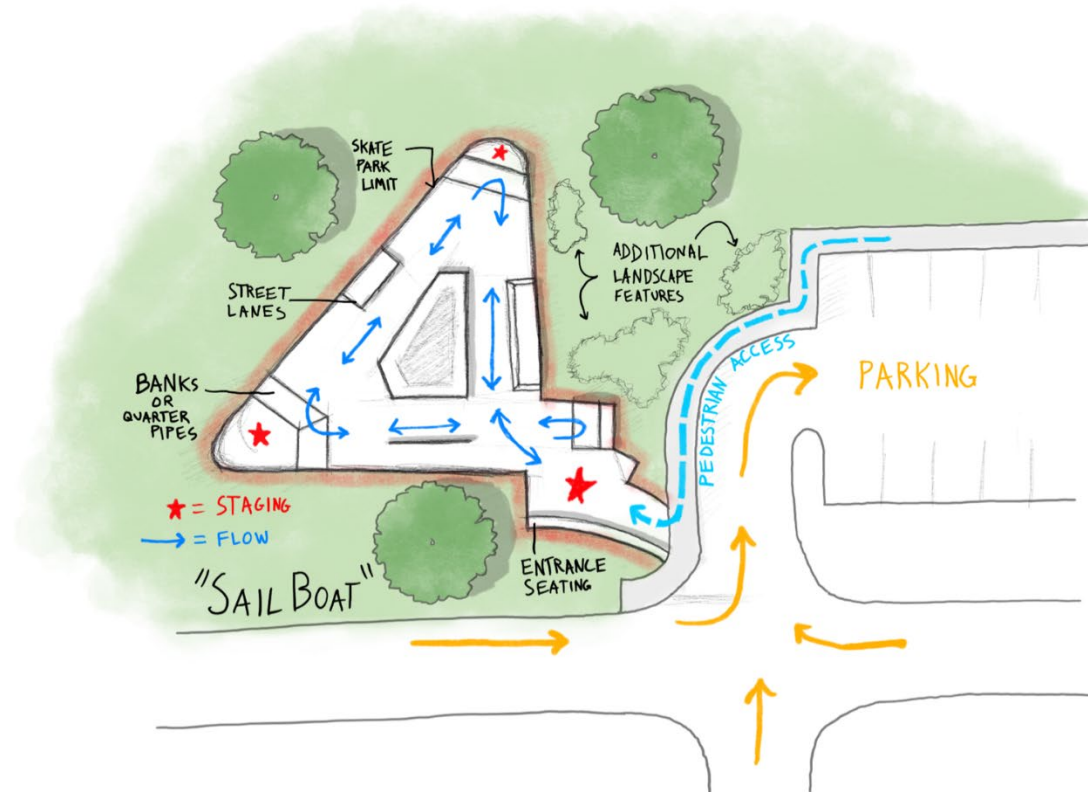
What do you dislike about “Pier”?

- Narrow.
- Try to find room for a pyramid or mini-ramp.
- Only **back and fourth** flow.
- **Crowded**.



WORKSHOP SUMMARY – PORT LAVACA, TX

Option 3 – “Sailboat”



What do you like about “Sailboat”?

- **Circular** flow.
- Manual pad, ledge and rail.
- **More** transition in a smaller space, makes speed.
- Banks and Quarterpipes.
- Good park for **beginners**.

What do you dislike about “Sailboat”?

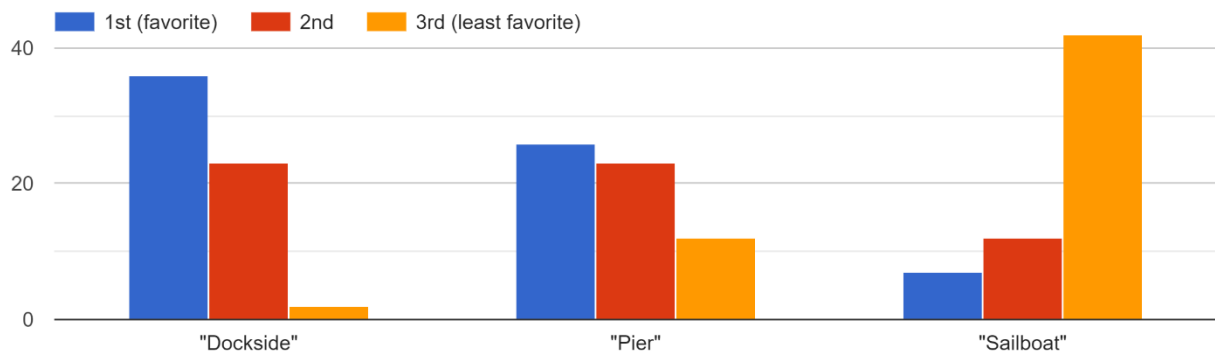
- Too small and crowded.
- No mini-ramp, banks or drops.
- **Crowded**.
- **Basic**.



WORKSHOP SUMMARY – PORT LAVACA, TX

Preferred Concept Direction:

Please rank the three concept directions from your favorite (1st) to least favorite (3rd)



The respondents in the survey overwhelmingly support the “Dockside” direction as the favorite. The “Pier” direction had strong elements that can be implemented into this direction. We will be continuing to refine and optimize these two concepts into the next design.

Additional design comments:

- Request for an A Frame gap.
- Request for stairs, rails and hubbas.
- Request to keep terrain good for beginners and intermediate skaters in the area.
- Request for mini-ramp.
- Many requests for bowls.
- Seating for parents / friends, and shade.
- “This park should be designed with our local kids in mind, not only the skaters but also small kids who would like to use their scooter or bike or even roller blades”
- “I hope the park has an area for beginners as I have a 6 year old who is starting to skate and a 12 year old.”
- “Please incorporate ramps for the younger aged skateboarders.”



WORKSHOP SUMMARY – PORT LAVACA, TX

Part Four – Additional Information

Beyond the concrete hardscape, is there anything else you would like to see included with this skatepark and bike park?

- Shade and water fountain.
- Basketball courts.
- Abundant seating for non-skating family members (cabanas or covered picnic tables).
- Lighting.
- Landscaping specific to Port Lavaca

Please provide any thoughts you have on how to make this skatepark and bike park unique to your community. Ideas on incorporating local art & heritage, special color & materials, or anything else that could make this public space one-of-a-kind are welcome!

- Port Lavaca sailboat.
- Roof with lights.
- Paint wall, local art.
- Gum tree.
- Beach theme, but not tacky.
- Texas seal, or star.
- Quarter pipe wave?
- Opening day sidewalk chalk decoration?

Concluding thoughts:

Based on feedback we will continue to refine in the “Dockside” design direction. We will look for ways to include more of the communities preferred terrain, and to implement more creative themes. NLS will continue to revise the concept internally in preparation to present another round of designs to the community.

The preceding report is a summary of public commentary as interpreted by New Line Skateparks. For further data, demographic information, comments, or clarification please contact NLS.