



PINEVILLE POLICE DEPARTMENT

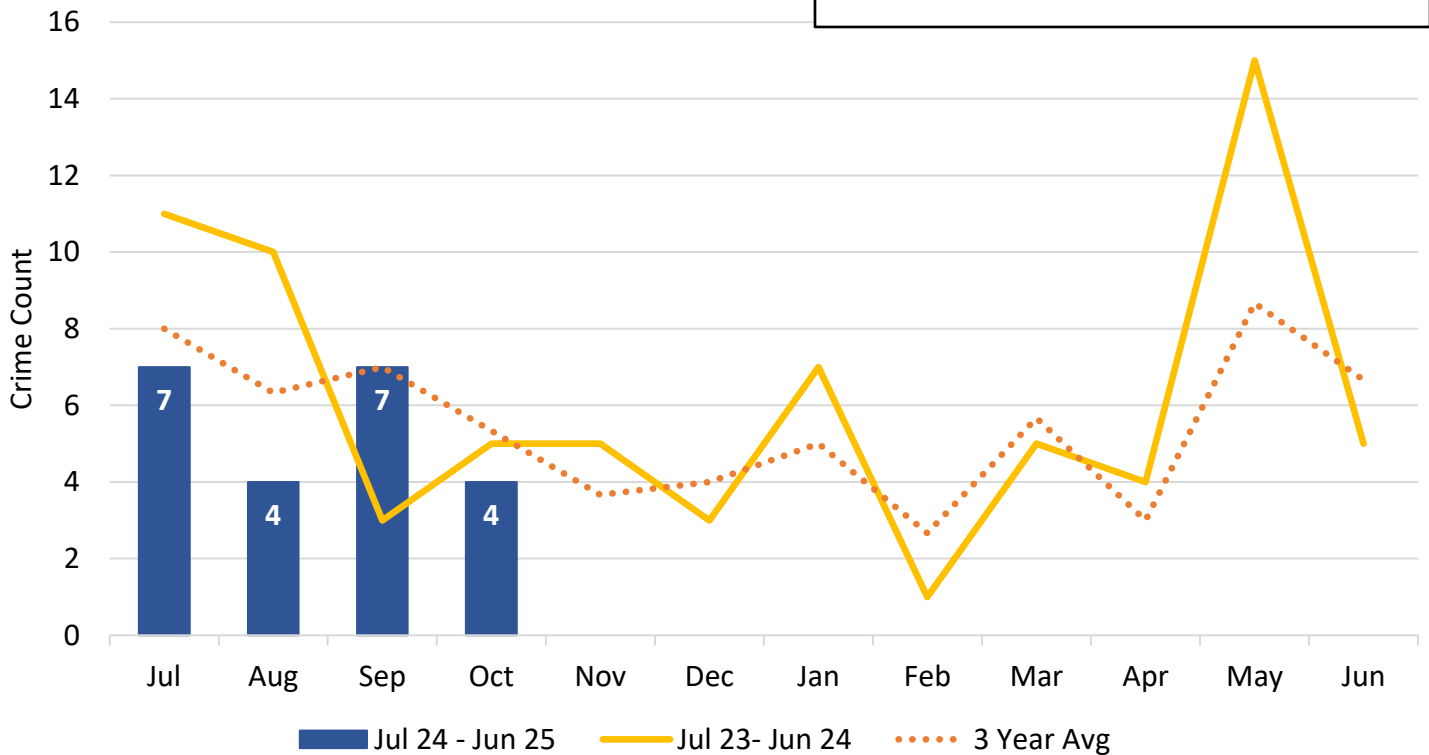
MONTHLY REPORT October 2024

Crime Goals

Below is the evaluation of the police department's crime goals. Goals are measured for 12 months based on the fiscal year. For the year of July 2024 – June 2025, the goal is to reduce violent crime and reduce all crime by 5%.

Goal #1: Violent Crime

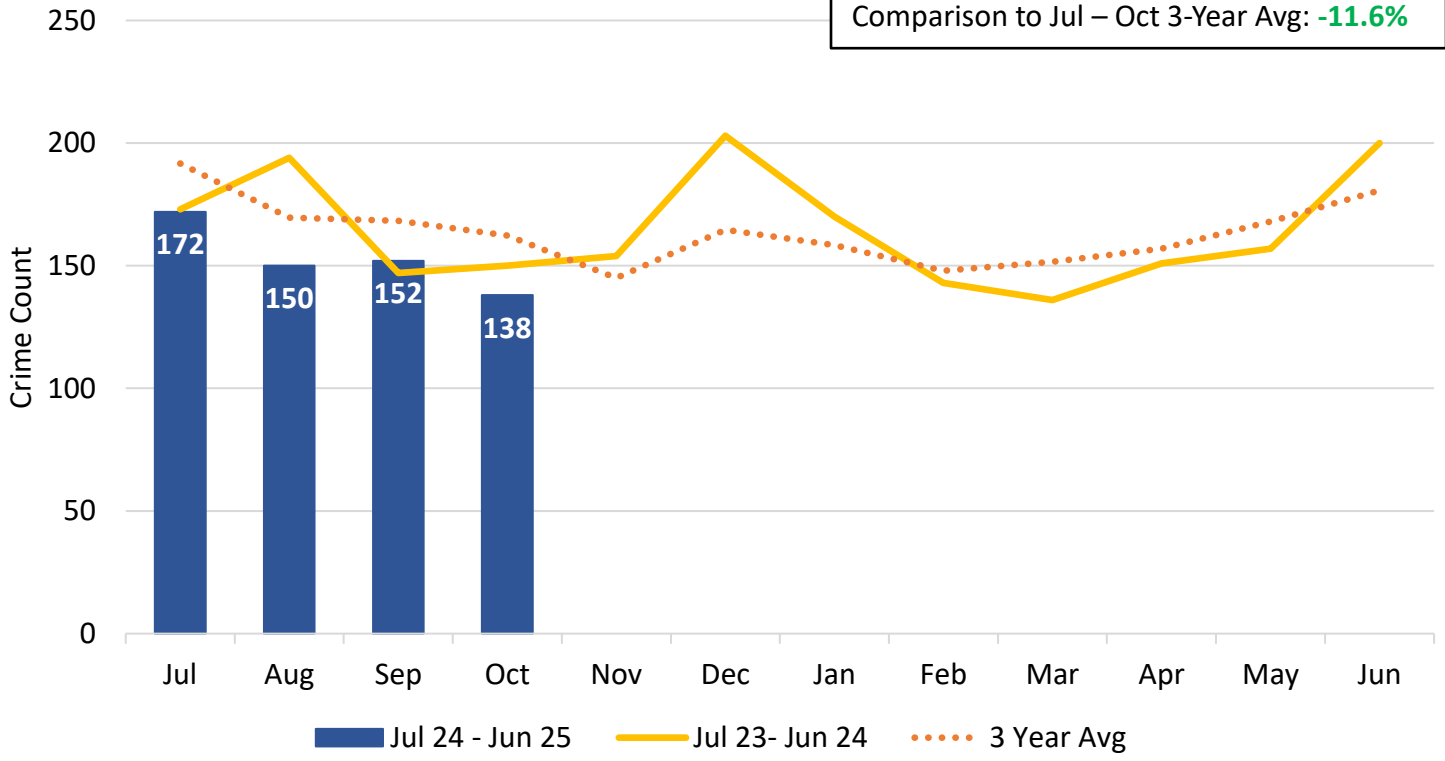
Comparison to Jul – Oct 23: **-24.1%**
Comparison to Jul – Oct 3-Year Avg: **-18.5%**



* data pulled from RMS; unfounded removed

Goal #1: Group A Crimes

Goal: -5%
Comparison to Jul – Oct 23: **-7.8%**
Comparison to Jul – Oct 3-Year Avg: **-11.6%**



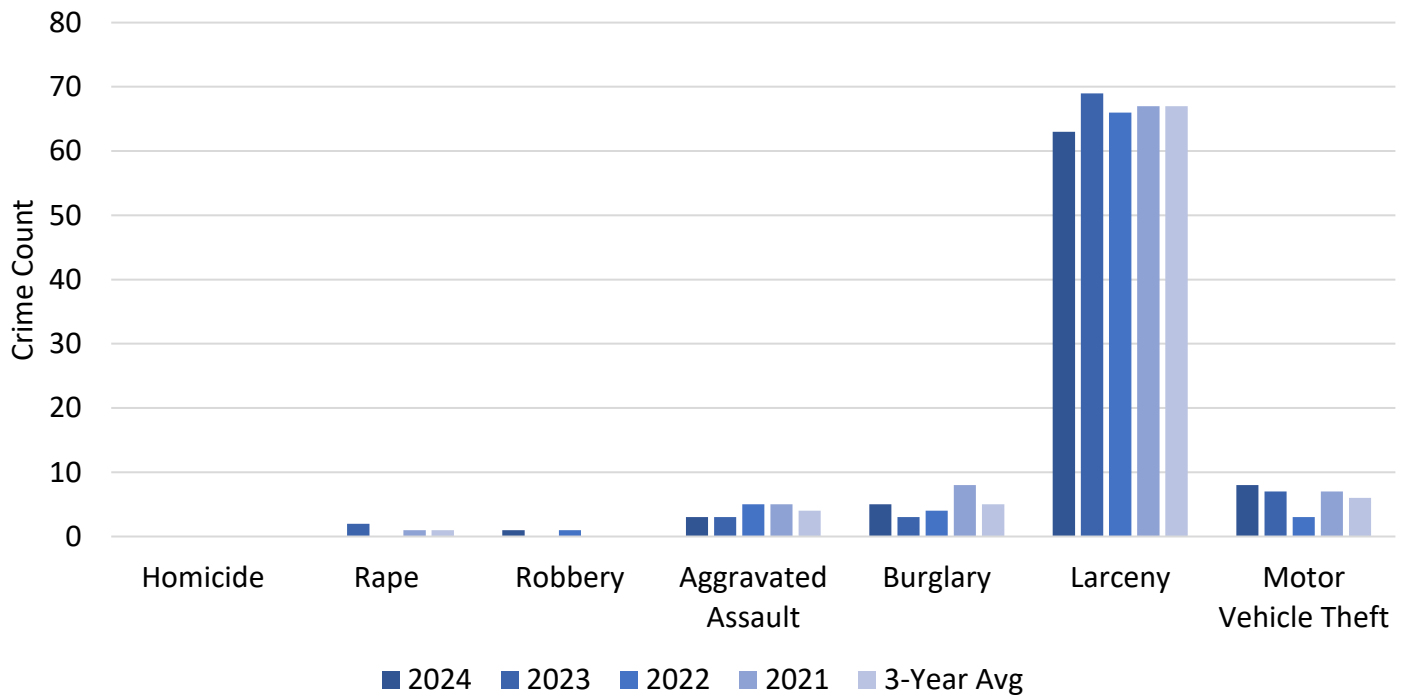
Monthly Crime Statistics

Below is a table and bar graph of the counts for Part 1 Crimes in October. For comparison, the same is shown for the past 3 years. The average of the 3 years was calculated.

October Crime Statistics Part 1 Offenses						
	2024	2023	2022	2021	3-year average (2021-2023)	ETJ
Homicide	0	0	0	0	0	0
Rape	0	2	0	1	1	0
Robbery	1	0	1	0	0	0
Aggravated Assault	3	3	5	5	4	0
Burglary	5	3	4	8	5	0
Larceny	63	69	66	67	67	0
Motor Vehicle Theft	8	7	3	7	6	0

* ETJ statistics included in total number of offenses

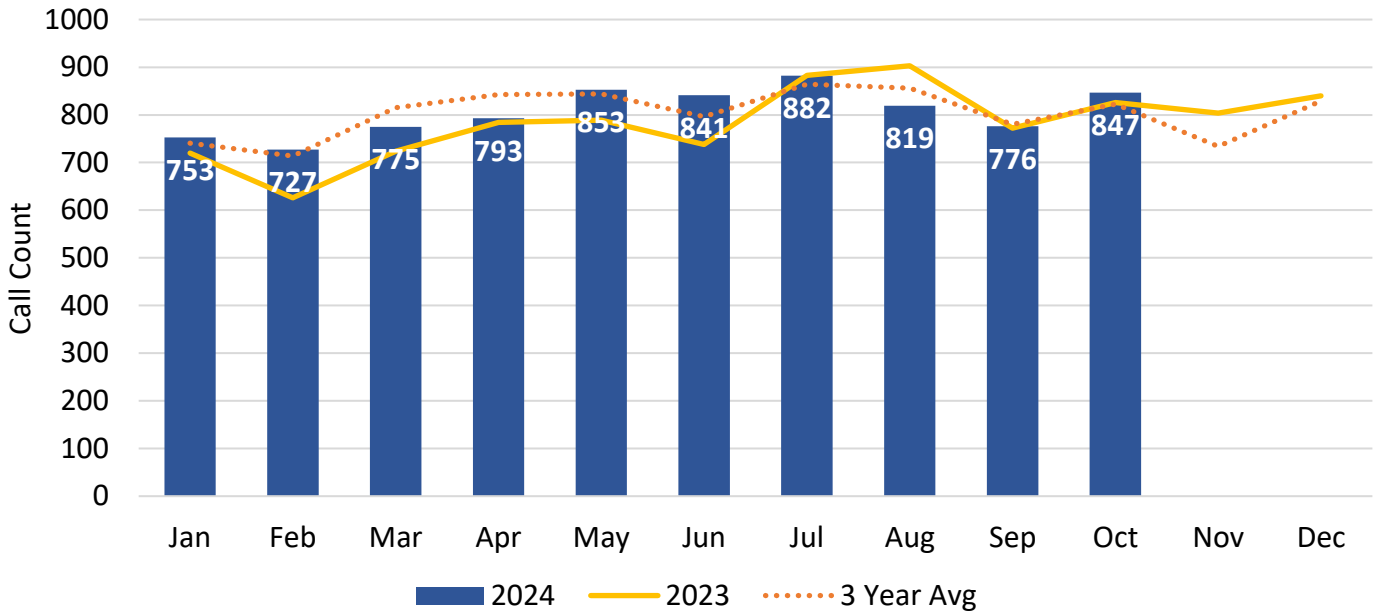
October Part 1 Crimes



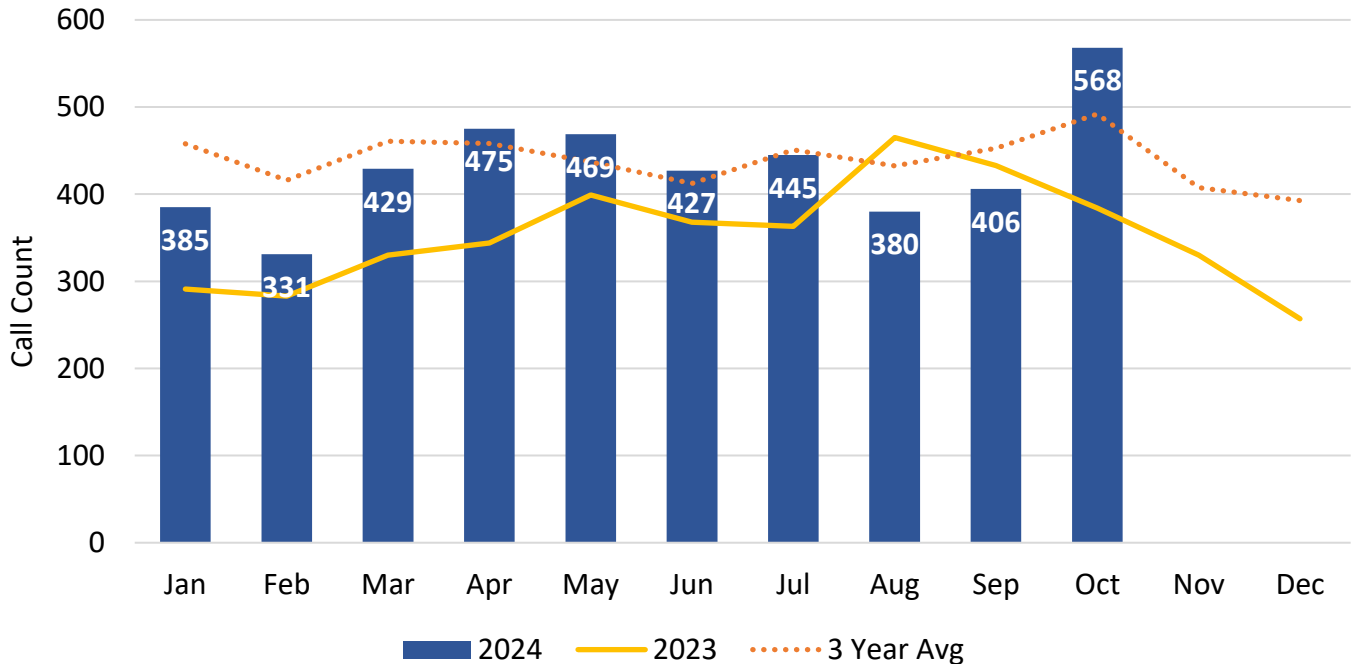
Calls for Service

The graphs below display the number of calls for service in comparison to previous months and the previous 2 years. The first graph is citizen-generated calls. The second graph is officer-generated calls.

Citizen-Generated Calls for Service



Officer-Generated Calls for Service



*zone checks and foot patrols removed

October Traffic Enforcement

Traffic Enforcement Type and Dispositions

Enforcement	Count
Traffic Stop	354
Citation Issued	120
Warning	159
Report Taken	10

*Officer-generated traffic stops; unfounded removed

Locations of Traffic Enforcement

Street Name	Count
PINEVILLE-MATTHEWS RD	92
MAIN ST	57
POLK ST	37
CAROLINA PLACE PKY	29
PARK RD	19
ROCK HILL-PINEVILLE RD	12
LANCASTER HWY	11
JOHNSTON DR	9
PARK CEDAR DR	8
LEE ST	8
CENTRUM PKY	7
DOWNS CIR	6
CRANFORD DR	5
MEADOW CREEK LN	4
TOWNE CENTRE BLVD	4
LOWRY ST	4
DOVER ST	3
OAKBROOK DR	3
FRANKLIN ST	2
DORMAN RD	2
PINEVILLE RD	2
MCMULLEN CREEK PKY	2
I-485 INNER	2
JOHNSTON RD	2
BLUE HERON	2
PLUM CREEK LN	1
CARDINAL WOODS DR	1
I-485	1
UNKNOWN	1
LAKEVIEW DR	1
INDUSTRIAL DR	1
CONE AVE	1

DOWNS RD	1
FELDFARM LN	1
HILL ST	1
PINE ACRES AVE	1
MILLER RD	1
BLAIR RD	1
MILLER ST	1
BISHOPS GATE BLVD	1
JUANITA DR	1
SAM MEEKS RD	1
OAKLEY AVE	1
WINDY PINES WAY	1
OLIVE ST	1
KETTERING DR	1
MARINE DR	1
Grand Total	354

*based on location of stop in CAD

October Community Engagement

- National Night Out
- Pineville Chamber of Commerce Golf Tournament
- Meetings in Greensboro and Burlington for Co-Responder
- Event at Hope Soccer Ministries
- Job Fair at South Park Mall
- Pineville Neighbors Potato Drop Event
- Boy Scouts tour at Police Department
- Awards Banquet meeting
- Jiffy Lube grand opening event
- CIT liaison meeting
- Homeless Outreach Prevention meeting
- Several car seat checks
- Event for elderly fraud at Pineville Church
- Fall Festival 10/17, 10/18, and 10/19
- Citizens Academy 10/22
- Grant Workshop
- HOA meeting for Carolina Crossing
- Pineville Trunk or Treat
- Event at South Charlotte Baptist School
- Citizens Academy 10/29
- Working on Fall Fest, Co-responder Grant and Citizens Academy
- Liaison with apartment complexes, hotels and HOA's
- Running Social Media Facebook, Instagram, X, and Ring