



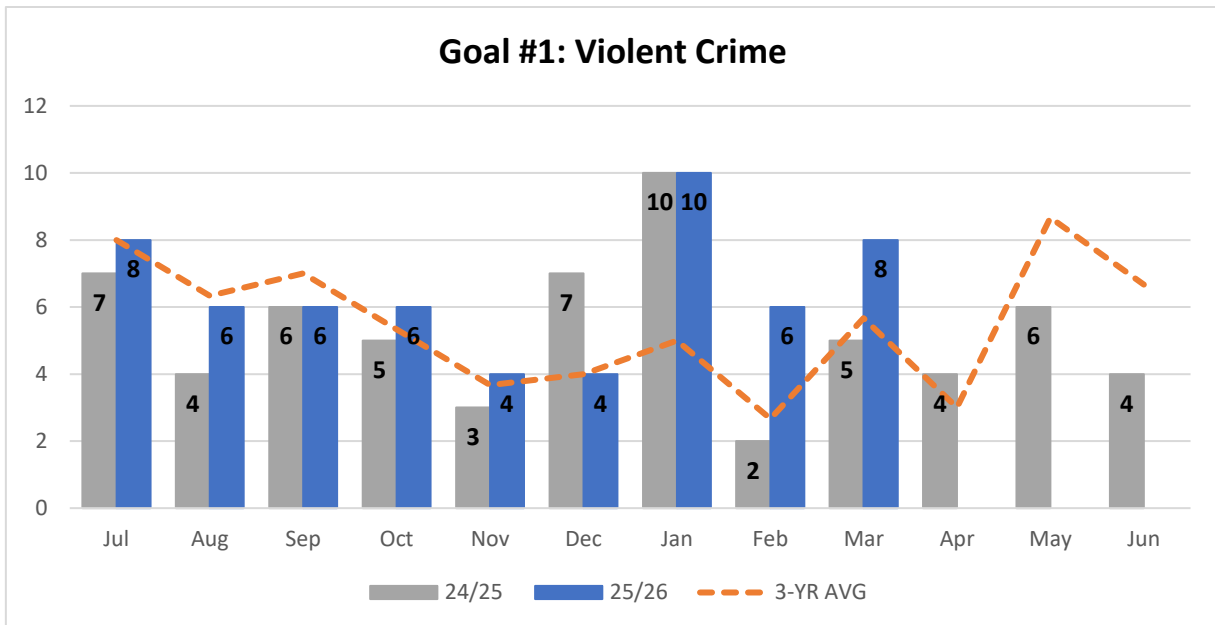
# PINEVILLE POLICE DEPARTMENT

## MONTHLY REPORT

### April 2026

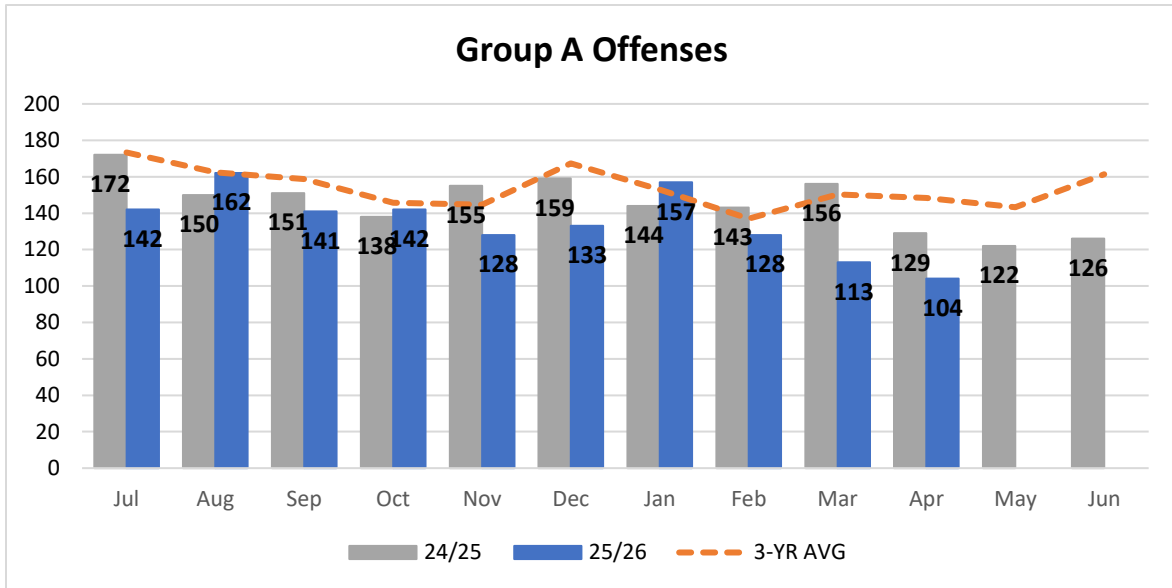
#### Crime Goals

Below is the evaluation of the police department's crime goals. Goals are measured for 12 months based on the fiscal year. For the year of July 2025 – June 2026, the goal is to reduce violent crime and reduce all crime by 5%.



Comparison to Jul '24 to Apr '25: **19%**

Comparison to Jul to Apr- 3 Year Average: **23.5%**



\* data is subject to change; unfounded removed

**Comparison to Jul '24 to Apr '25: -9.8%**

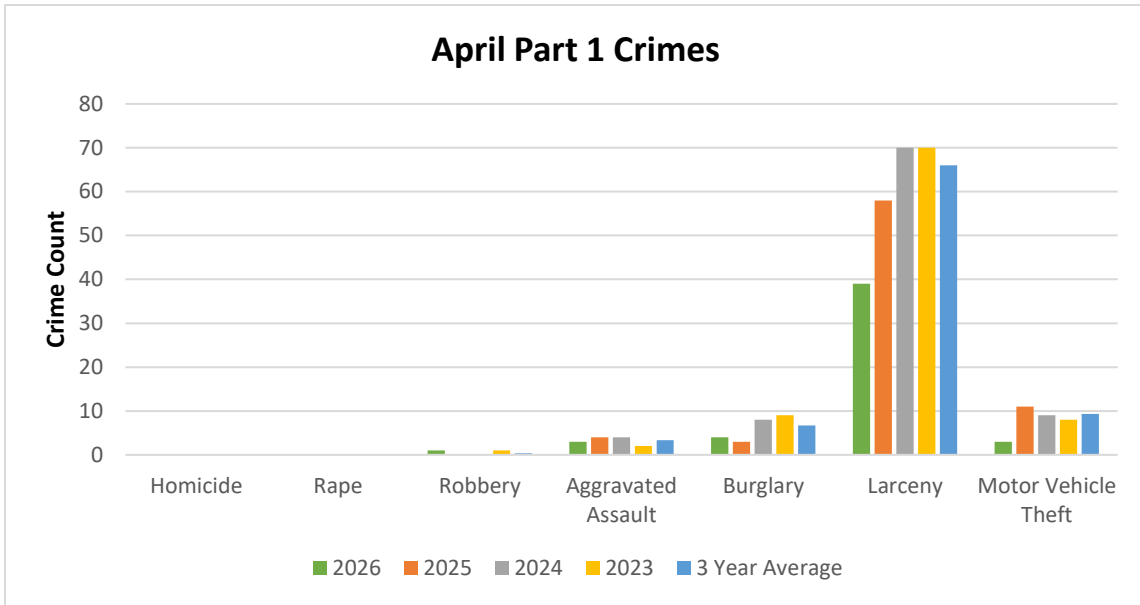
**Comparison to Jul to Apr- 3 Year Avg: -12.4%**

## Monthly Crime Statistics

Below is a table and bar graph of the counts for Part 1 Crimes in April. For comparison, the same is shown for the past 3 years. The average of the 3 years was calculated.

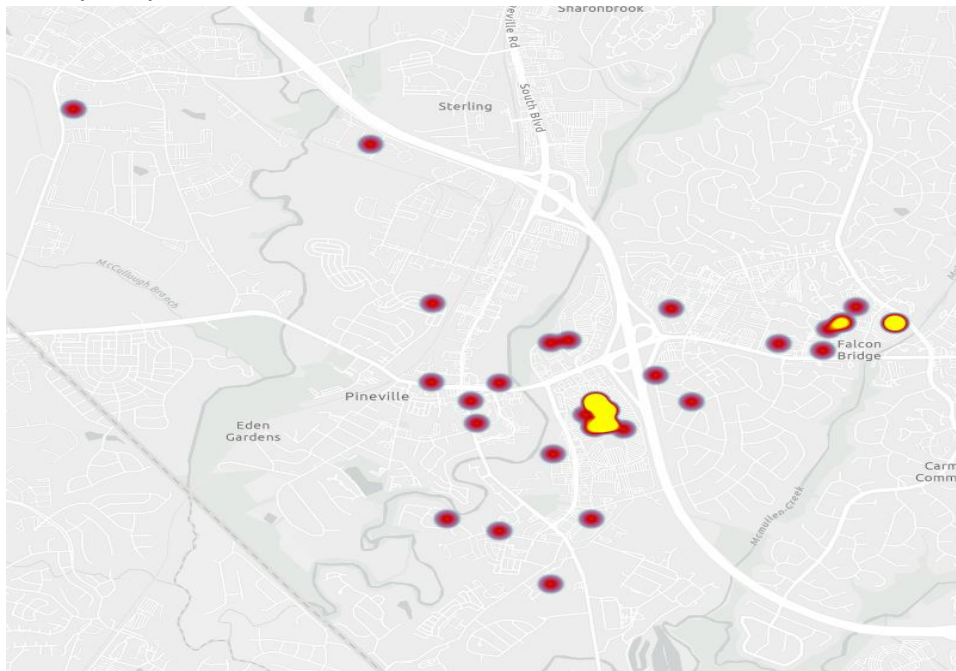
\*ETJ statistics included in total number of offenses

April Crime Stats						
Part 1 Offenses						
	2026	2025	2024	2023	3 Year Average	ETJ
Homicide	0	0	0	0	0	0
Rape	0	0	0	0	0	0
Robbery	1	0	0	1	0	0
Aggravated Assault	3	4	4	2	3	0
Burglary	4	3	8	9	7	0
Larceny	39	58	70	70	66	0
Motor Vehicle Theft	3	11	9	8	9	0
Arson	1	0	0	0	0	0



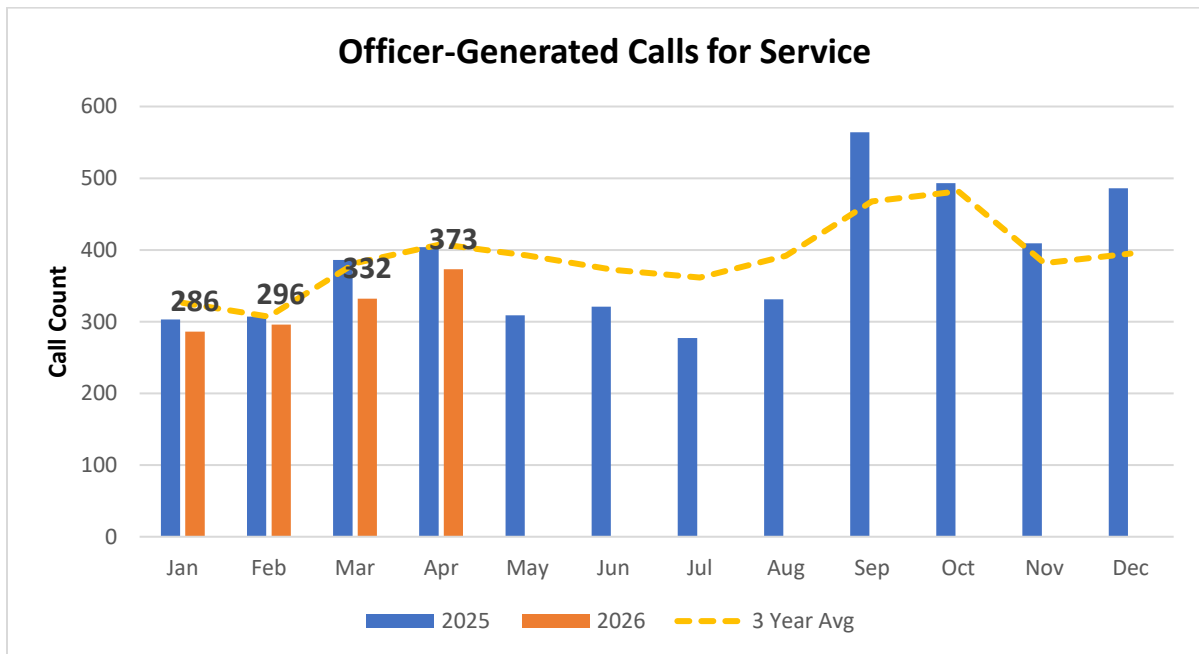
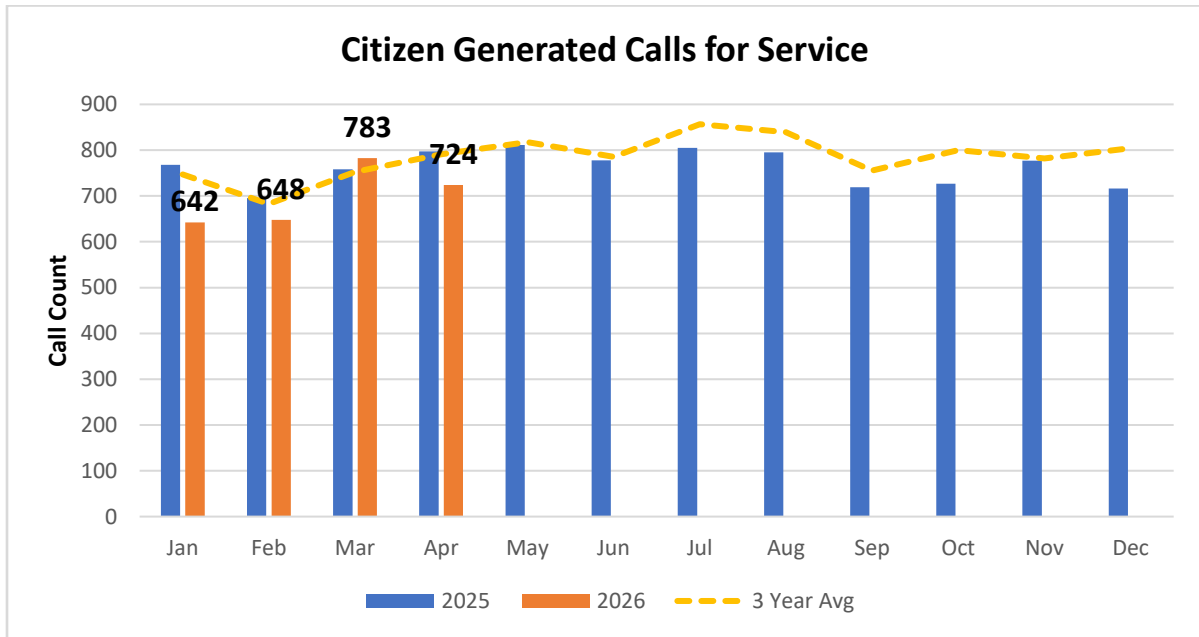
### Top Crimes Mapped

Property crime makes up the majority of our crime. Specifically, these crimes include shoplifting, theft from motor vehicle, all other larceny, burglary, and motor vehicle theft. Hot spots pictured below include Carolina Place Mall, Lowe’s, and Walmart.

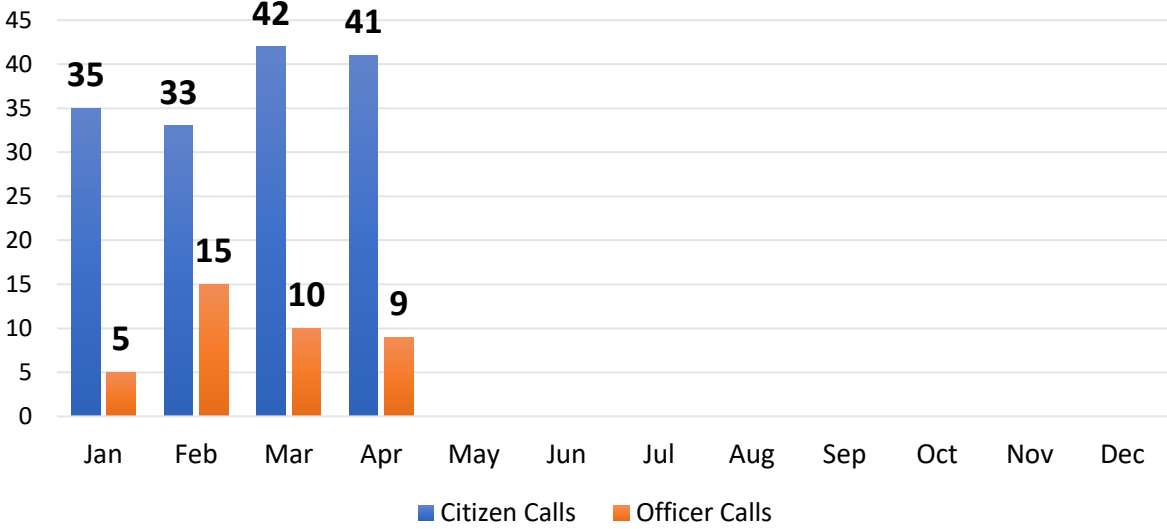


## Calls for Service

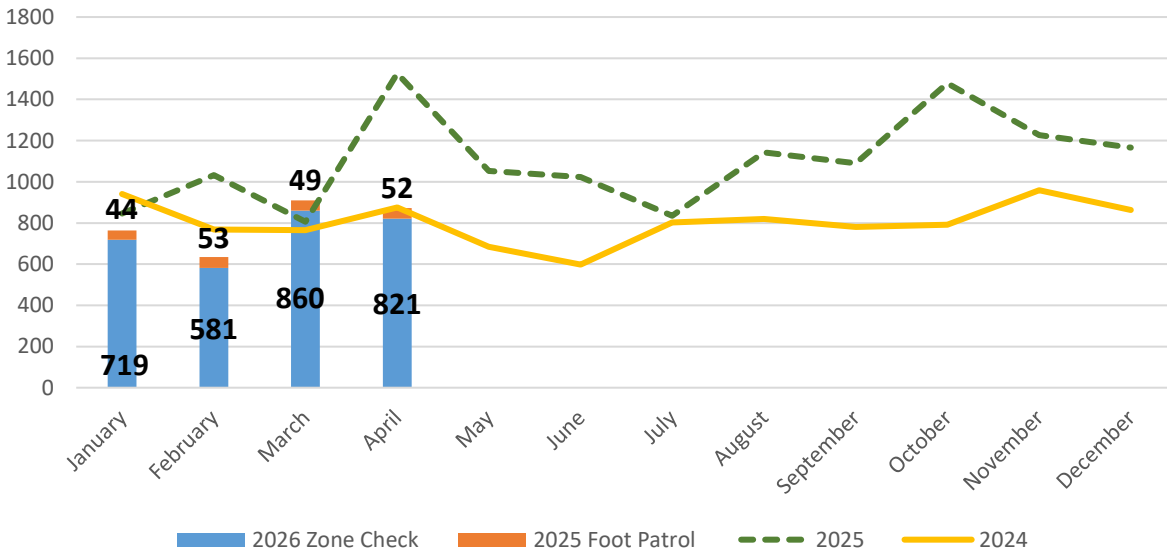
The graphs below display the number of calls for service in comparison to previous months, year, and 3-year average. The first graph is citizen-generated calls. The second graph is officer-generated calls. The third graph is the ETJ. The final graph are zone checks and foot patrols.



### ETJ Calls for Service



### Zone Checks and Foot Patrols



## April Traffic Enforcement

Enforcement	Count
Traffic	190
Citation Issued	40
Warning	145
Report Taken	2

### Locations of Traffic Enforcement

Street	Count
PINEVILLE-MATTHEWS RD	57
MAIN ST	37
CAROLINA PLACE PKY	14
POLK ST	13
PARK RD	9
LEE ST	7
LEITNER DR	4
DOWNS CIR	3
PINEVILLE RD	3
CENTRUM PKY	3
LOWRY ST	2
CADILLAC ST	2
ROCK HILL-PINEVILLE RD	2
51 ACROSS FROM ADVANCED AUTO	1
PINEVILLE FOREST DR	1
MILLER ST	1
CAMERON WOODS AND JOHNSTON RD	1
PINEVILLE-MATTHEWS RD/ BLU HERON	1
DOWNS RD/SOUTHERN LOOP DR	1
CONE AVE	1
EXTENDED STAY ON 51 ACROSS FROM MCMULLEN	1
PARK CEDAR DR	1
GRADY GROUP WEALTH MANAGEMENT	1
CORPORATE CENTER DR/PINEVILLE MATTHEWS	1
INDUSTRIAL DR	1
BLU HERON AND PINEVILLE-MATTHEWS RD	1
JACK HUGHES LN	1
CHURCH ST	1
CARMEL COMMONS SHOPPING CENTER	1

MCCULLOUGH CLUB DR	1
RODNEY ST	1
MINUTE PRESS	1
TOWNE CENTRE BLVD	1
CORPORATE CENTER DR	1
51 @ HICKORY HOMESTEAD RD	1
PINEVILLE MATTHEWS/CARMEL RD	1
LAKEVIEW DR	1
CRANFORD DR	1
LANCASTER HWY	1
DOVER ST	1
LAWYERS RD	1
JOHNSON RD/ CORPORATE CENTER DR	1
SAM MEEKS RD	1
JOHNSTON DR	1
Not Listed	1
JOHNSTON RD	1
JOHNSTON RD/ CEDAR POINT LN	1
<b>Grand Total</b>	<b>190</b>

## **April Co-Responder Activity**

### **23 Clients**

13 Mental Health

0 Substance Use

4 Family Conflict

4 Homelessness

2 Other/Crisis

### **18 Initial Contacts**

10 from calls for service

8 from referrals

#### **Of those 18 initial contacts:**

7 Were diverted from the hospital

3 were transported to the hospital by medic

4 unable to make contact

4 N/A

## **46 Follow-Up Contacts**

### **April Community Engagement**

- Monthly Building inspection 4/1
- Homeless Taskforce meeting 4/1
- 3v3 meeting 4/7
- Chamber of Commerce meeting 4/8
- 3v3 meeting 4/14
- Woodside Falls HOA 4/15
- Barricade System Demo 4/16
- Event with Hope Soccer 4/17
- Laurels Presentation 4/21
- 3v3 meeting 4/21
- World Fest meeting 4/22
- Safety meeting 4/23
- Build a Bike meeting 4/24
- Paws in the Park 4/25
- 3v3 meeting 4/28