



PINEVILLE POLICE DEPARTMENT

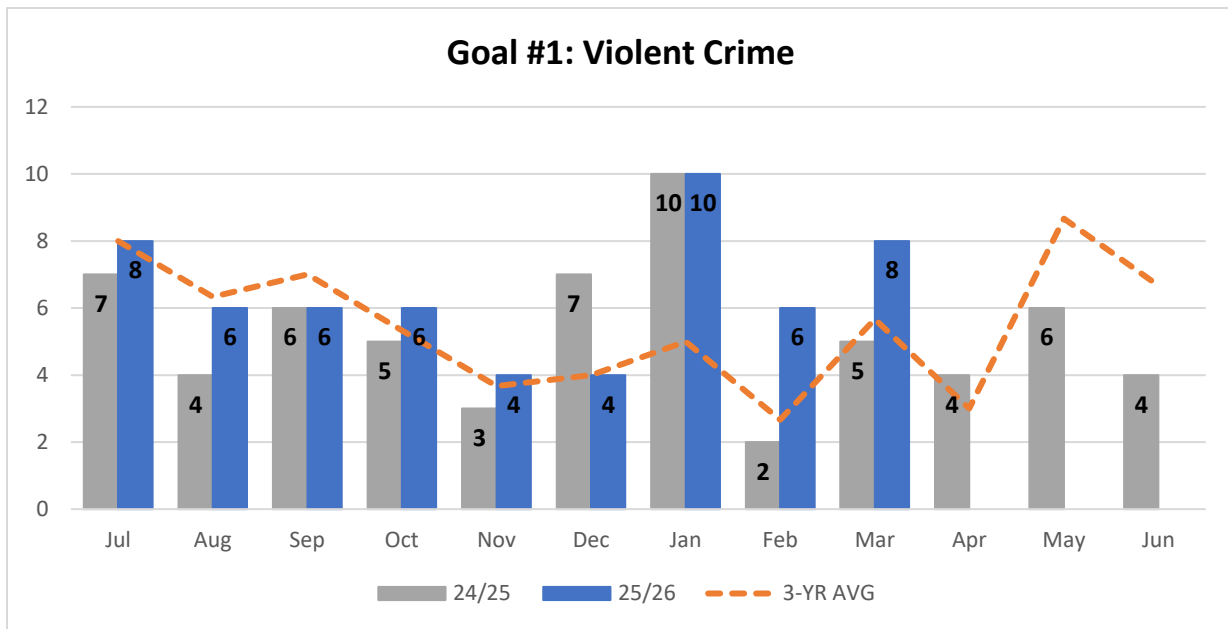
MONTHLY REPORT

March 2026

Crime Goals

Below is the evaluation of the police department's crime goals. Goals are measured for 12 months based on the fiscal year. For the year of July 2025 – June 2026, the goal is to reduce violent crime and reduce all crime by 5%.

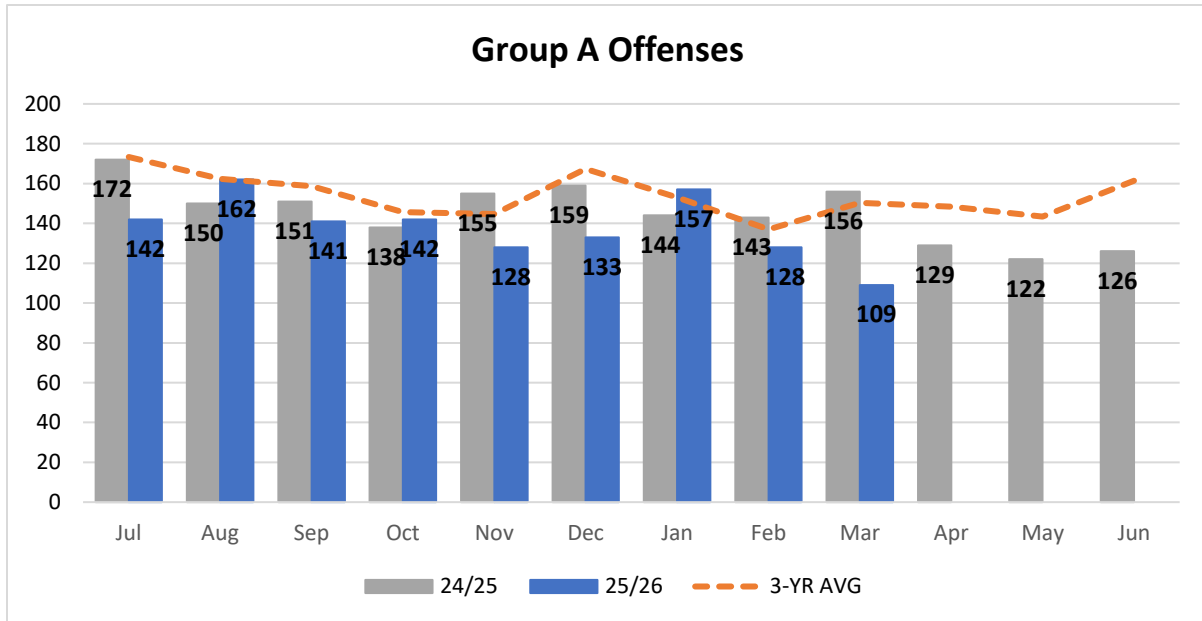
Goal #1: Violent Crime



Comparison to Jul '24 to Mar '25: **18%**

Comparison to Jul to Mar- 3 Year Average: **21%**

Group A Crime (All Crime)



* data is subject to change; unfounded removed

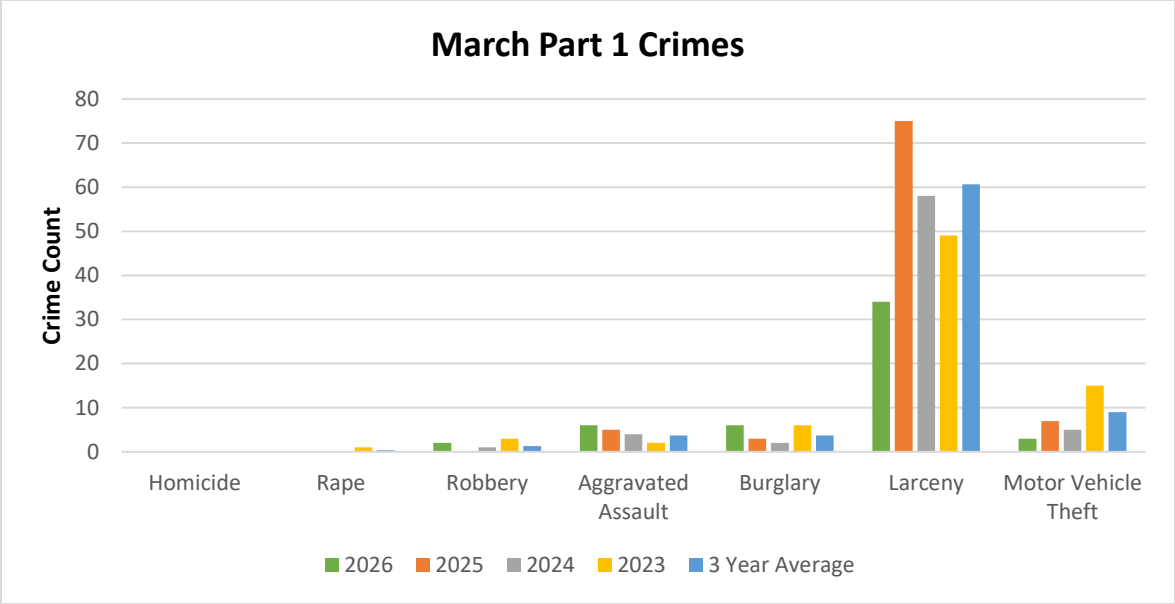
Comparison to Jul '24 to Mar '25: -9%
Comparison to Jul to Mar- 3 Year Avg: -10.8%

Monthly Crime Statistics

Below is a table and bar graph of the counts for Part 1 Crimes in March. For comparison, the same is shown for the past 3 years. The average of the 3 years was calculated.

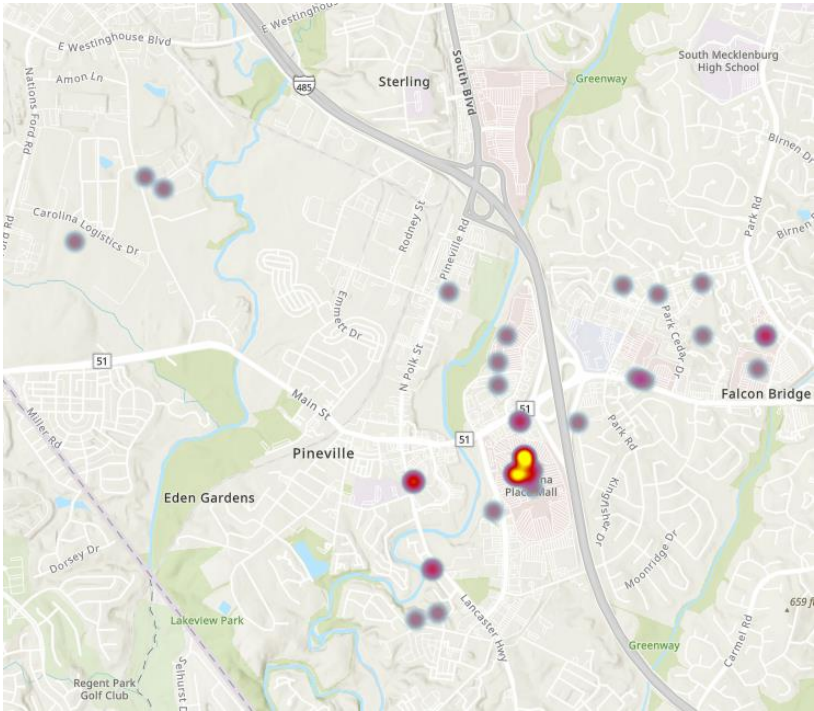
March Crime Stats						
Part 1 Offenses						
	2026	2025	2024	2023	3 Year Average	ETJ
Homicide	0	0	0	0	0	0
Rape	0	0	0	1	0	0
Robbery	2	0	1	3	1	0
Aggravated Assault	6	5	4	2	4	1
Burglary	6	3	2	6	4	0
Larceny	34	75	58	49	61	0
Motor Vehicle Theft	3	7	5	15	9	0
Arson	0	1	0	0	0	0

*ETJ statistics included in total number of offenses



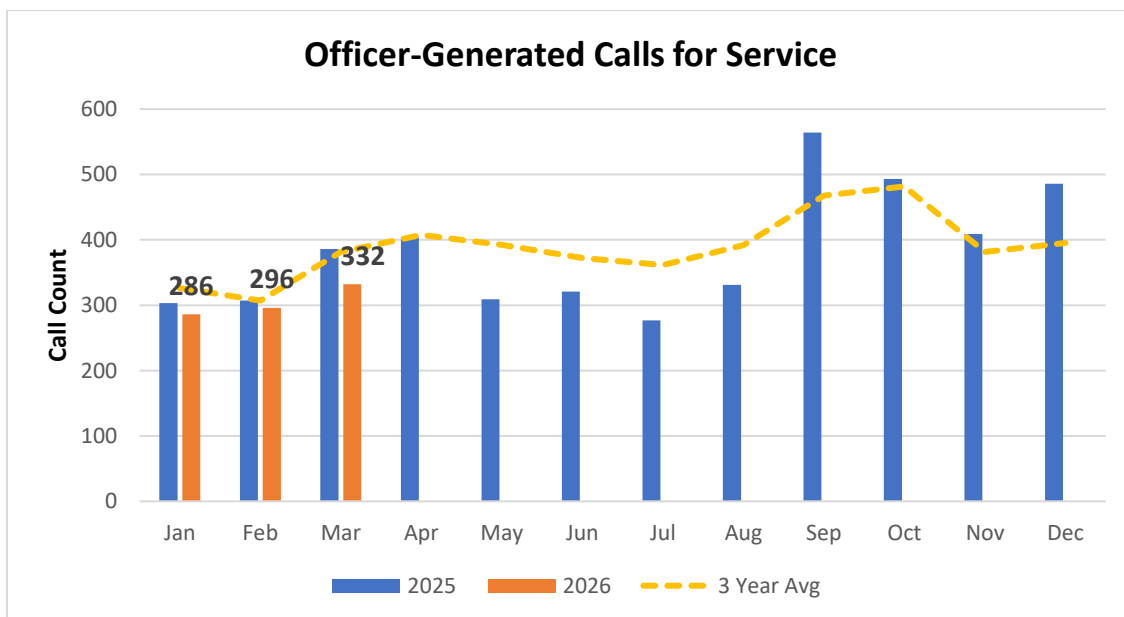
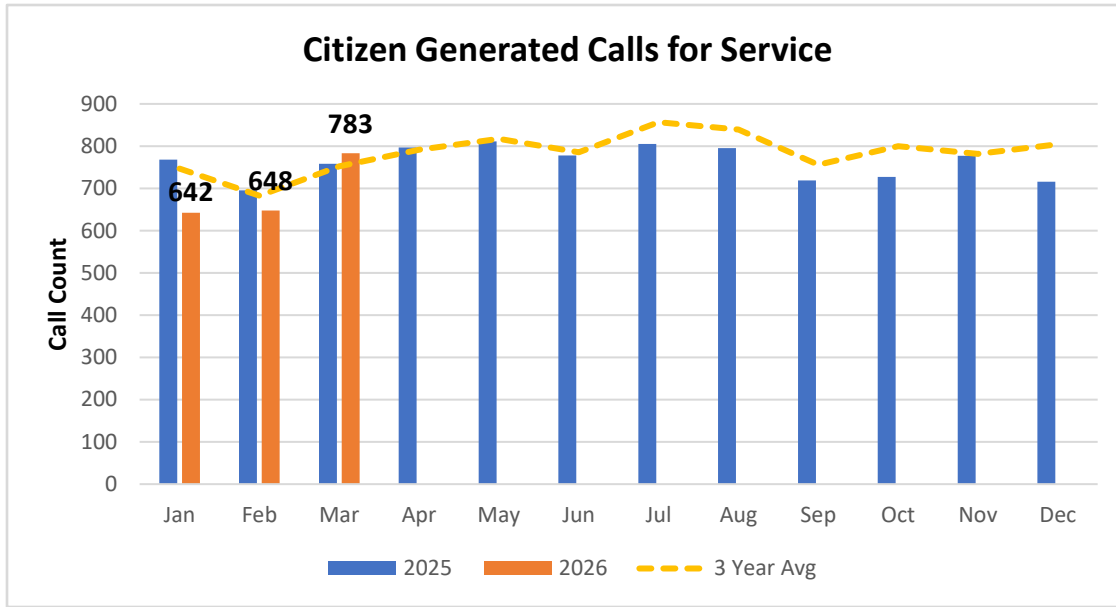
Top Crimes Mapped

Property crime makes up the majority of our crime. Specifically, these crimes include shoplifting, all other larceny, burglary, theft from motor vehicle, and motor vehicle theft. Hot spots pictured below include Carolina Place Mall.



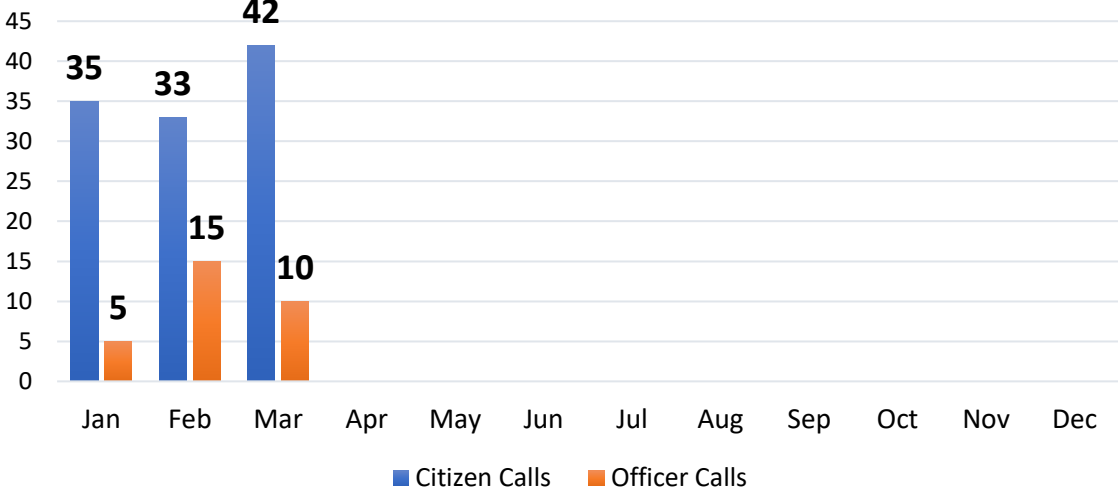
Calls for Service

The graphs below display the number of calls for service in comparison to previous months, year, and 3-year average. The first graph is citizen-generated calls. The second graph is officer-generated calls. The third graph is the ETJ. The final graph are zone checks and foot patrols.

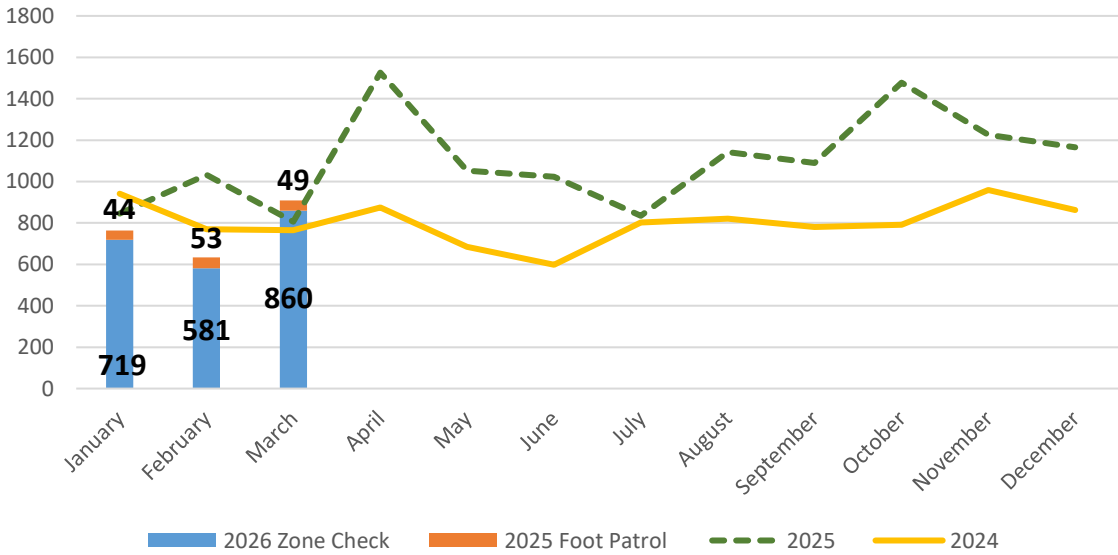


*zone checks and foot patrols removed

ETJ Calls for Service



Zone Checks and Foot Patrols



March Traffic Enforcement

Enforcement	Count
Traffic	143
Citation Issued	37
Warning	100
Report Taken	2

Locations of Traffic Enforcement

Street	Count
PINEVILLE-MATTHEWS RD	40
MAIN ST	25
POLK ST	12
PARK RD	7
CAROLINA PLACE PKY	5
LANCASTER HWY	5
ROCK HILL-PINEVILLE RD	3
JOHNSTON RD	2
JOHNSTON RD/CORPORATE CENTER DR	2
DOVER ST	2
SABAL POINT DR	2
MCMULLEN CREEK PKY	2
LEE ST	2
JOHNSTON DR	2
WILLOW RIDGE RD	1
PINEVILLE RD	1
MEADOW CREEK LN	1
DOWNS RD	1
DORMAN RD	1
FELDFARM LN	1
MARFIELD LN/ROCK HILL-PINEVILLE RD	1
FRANKLIN ST	1
OSPREY DR	1
I-485 INNER HWY	1
COMMERCE DR	1
I485 PINEVILLE MATTHEWS RD OVERPASS	1
SAM MEEKS RD	1

JACK HUGHES LN	1
CADILLAC ST	1
JACKS LN/CEDAR PARK DR	1
CAROLINA LOGISTICS DR	1
51 @ CARMEL COMMONS	1
MEYER LN	1
51 and blue heron	1
51 @ HICKORY HOMESTEAD	1
johnston rd/51	1
CENTRUM PKY	1
blu heron/ nightingale ln	1
REID LN	1
JOHNSTON RD/WALL ST	1
51 @ MARFIELD LN	1
KINNERTON PL	1
Towne Centre BLVD	1
BLUE HERON/CROWS NEST	1
DOWNS CIR	1
BUTLER HIGH	1
Grand Total	143

March Co-Responder Activity

37 Clients

- 12 Mental Health
- 4 Substance Use
- 11 Family Conflict
- 4 Homelessness
- 6 Other/Crisis

29 Initial Contacts

- 15 from calls for service
- 14 from referrals

Of those 29 initial contacts:

- 6 were diverted from the hospital
- 3 were diverted from Jail
- 2 were transported to the hospital by medic
- 0 transported to hospital by support
- 10 unable to make contact
- 7 N/A

1 IVC

48 Follow-Up Contacts

March Community Engagement

- Monthly building inspection 3/2
- Walkabout at Danby 3/3
- Homeless taskforce meeting 3/4
- Pineville Neighbors Event 3/5
- Chamber of Commerce meeting 3/11
- Walkabout Bridlestone 3/12
- Walkabout Downtown shops 3/17
- Meeting with Carolina Crossing 3/18
- QCD Shoe event 3/21
- Pineville Neighbors meeting 3/24
- Helped with apartment fire 3/24
- Facebook Live 3/24
- International Fest Meeting 3/25
- Public Storage CPTEDS 3/25
- Walkabout Cardinal Woods 3/26
- Meeting with Artium 3/30
- Walkabout Winghurst 3/31
- 3V3 Tournament meeting 3/31