



PINEVILLE POLICE DEPARTMENT

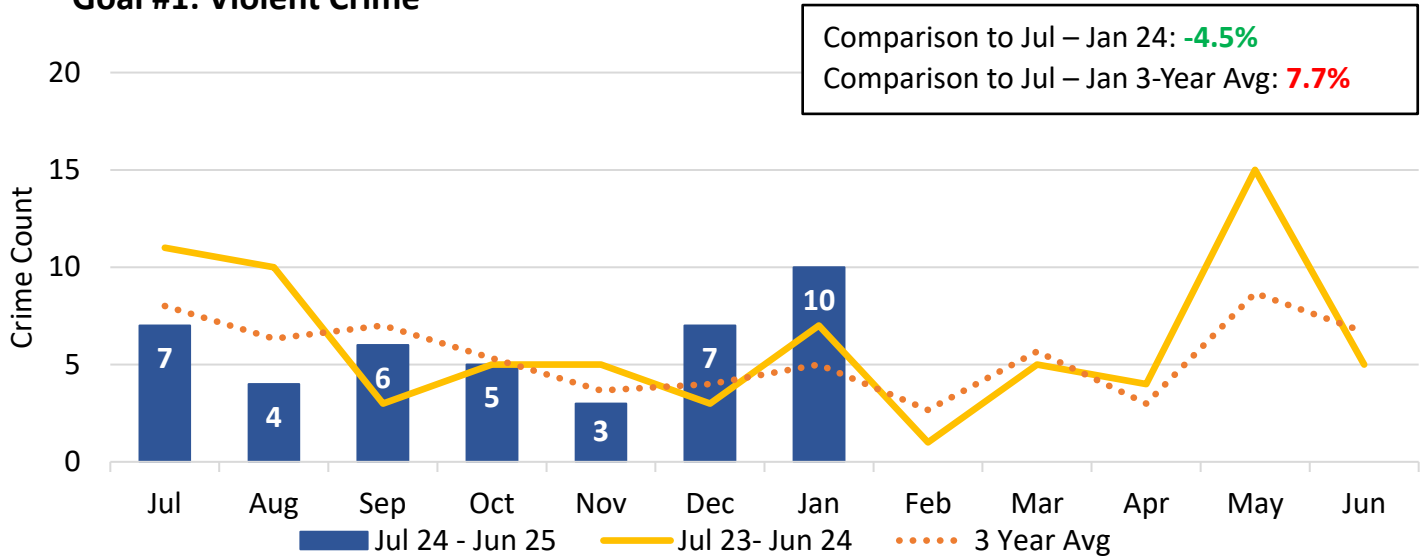
MONTHLY REPORT

January 2025

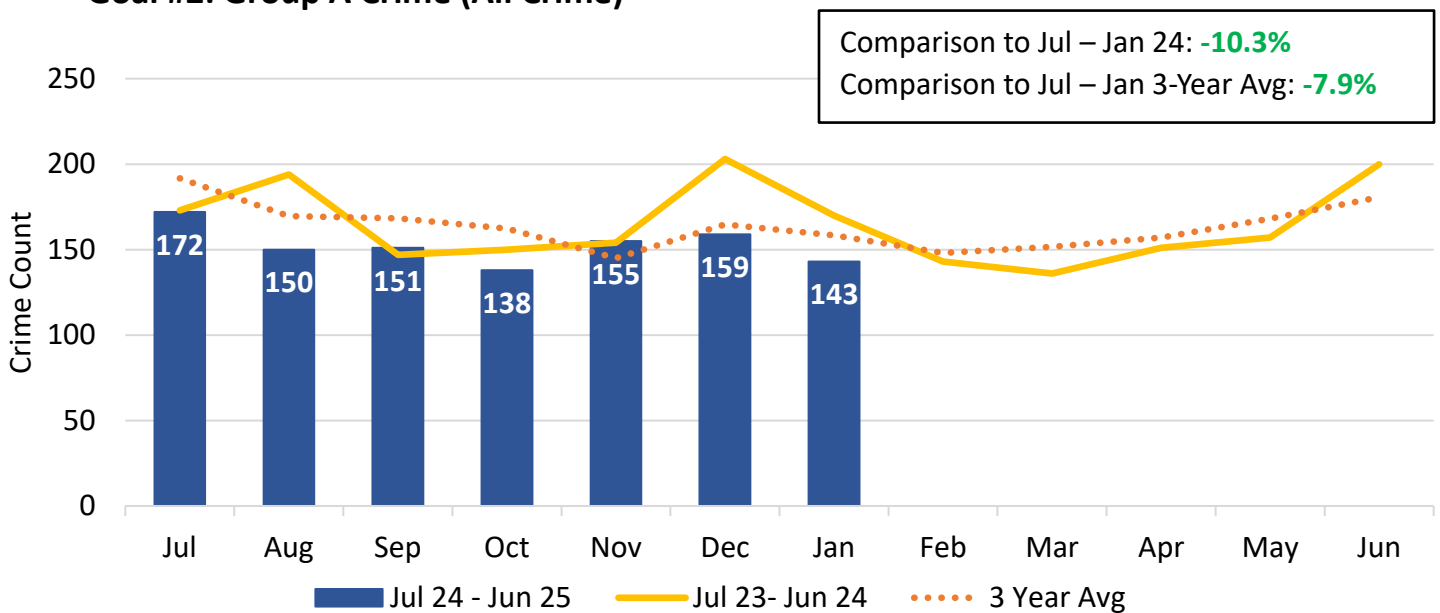
Crime Goals

Below is the evaluation of the police department's crime goals. Goals are measured for 12 months based on the fiscal year. For the year of July 2024 – June 2025, the goal is to reduce violent crime and reduce all crime by 5%.

Goal #1: Violent Crime



Goal #2: Group A Crime (All Crime)



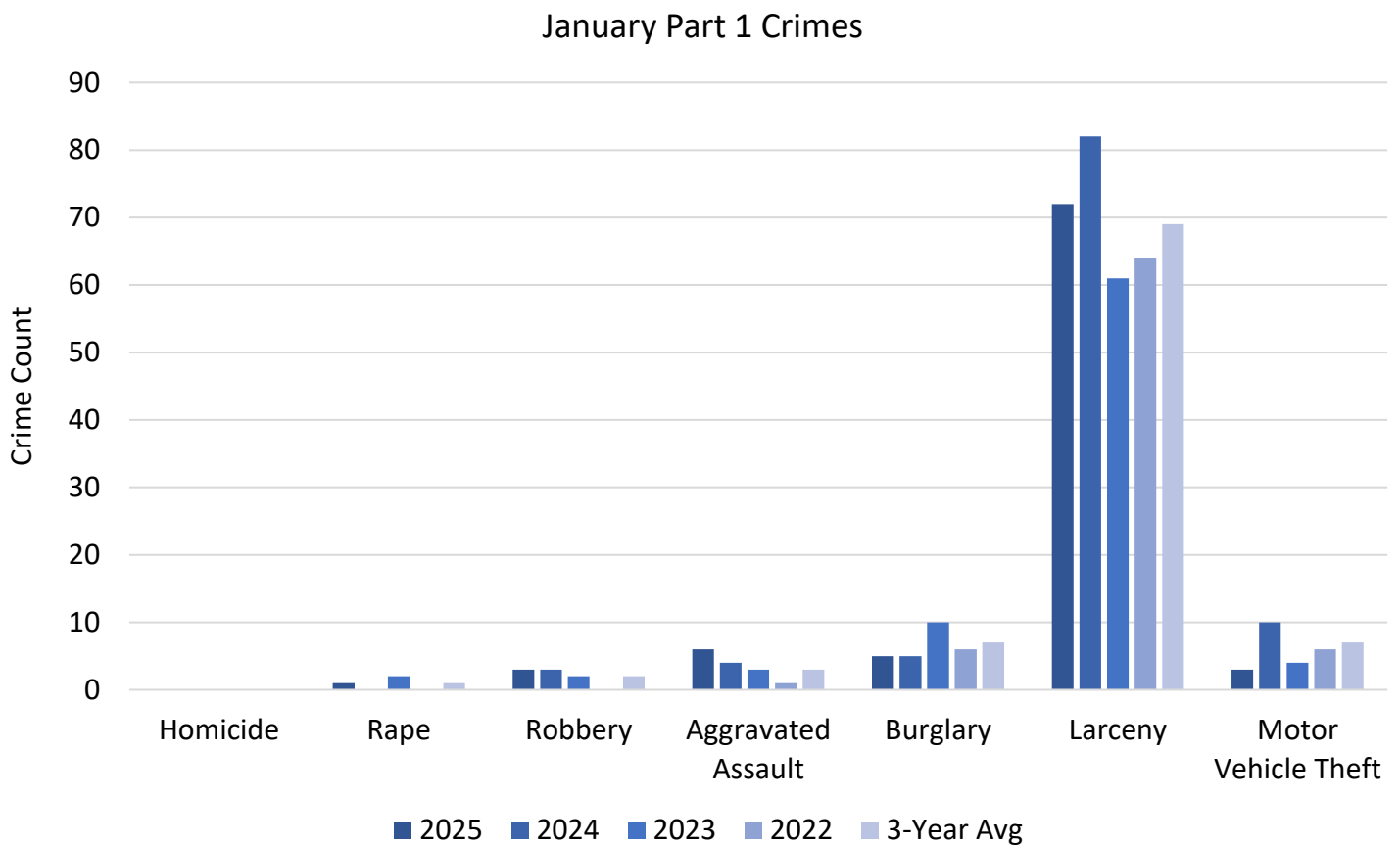
* data is subject to change; unfounded removed

Monthly Crime Statistics

Below is a table and bar graph of the counts for Part 1 Crimes in January. For comparison, the same is shown for the past 3 years. The average of the 3 years was calculated.

January Crime Statistics Part 1 Offenses						
	2025	2024	2023	2022	3-Year Average (2022-2024)	ETJ
Homicide	0	0	0	0	0	0
Rape	1	0	2	0	1	0
Robbery	3	3	2	0	2	0
Aggravated Assault	6	4	3	1	3	2
Burglary	5	5	10	6	7	0
Larceny	72	82	61	64	69	1
Motor Vehicle Theft	3	10	4	6	7	0

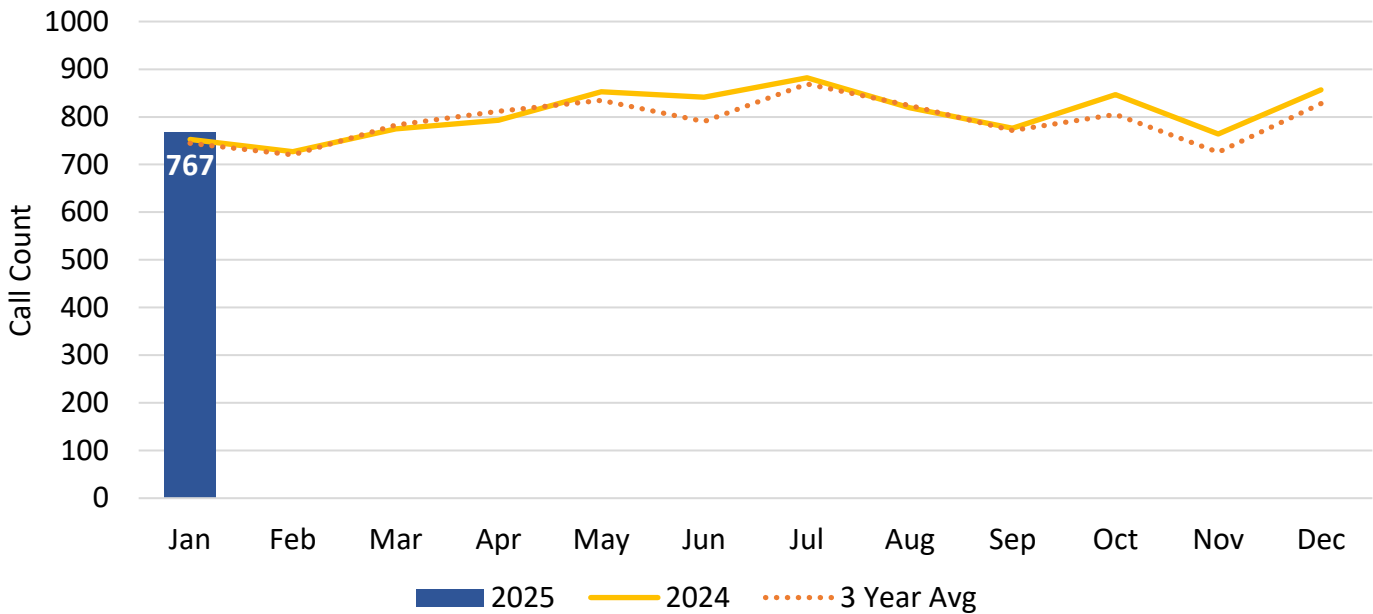
* ETJ statistics included in total number of offenses



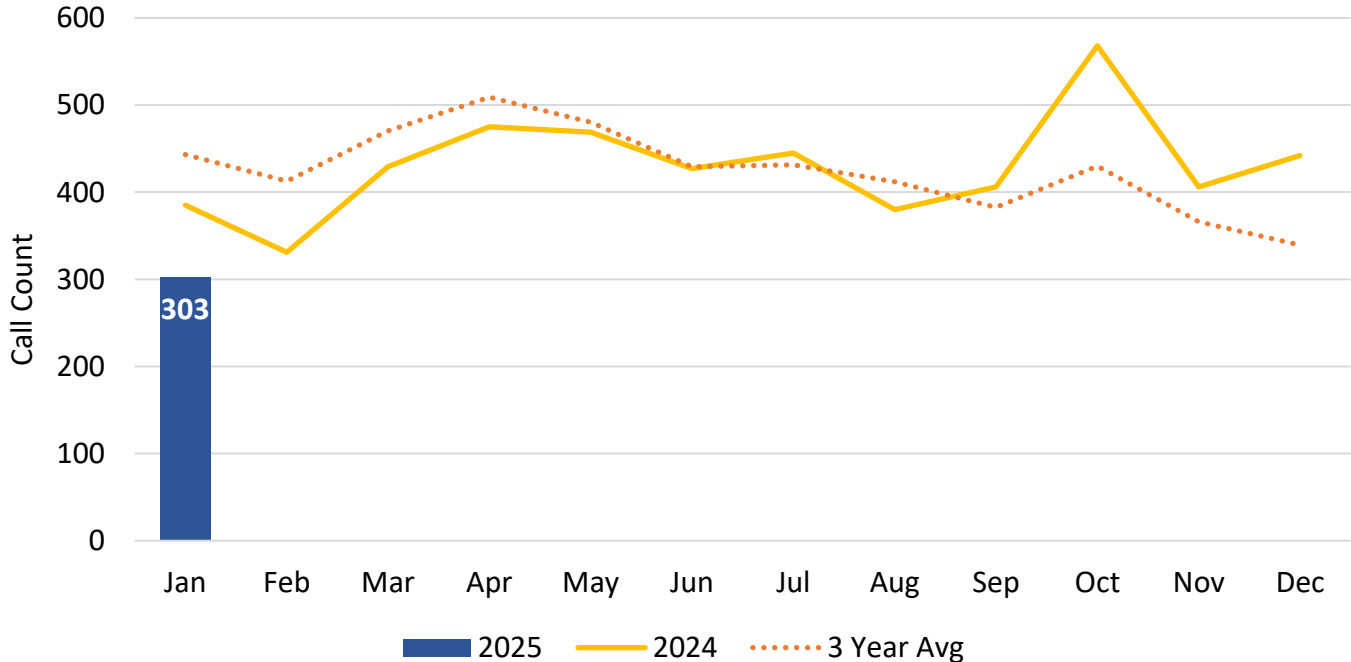
Calls for Service

The graphs below display the number of calls for service in comparison to previous months, year, and 3-year average. The first graph is citizen-generated calls. The second graph is officer-generated calls. The third graph is the ETJ.

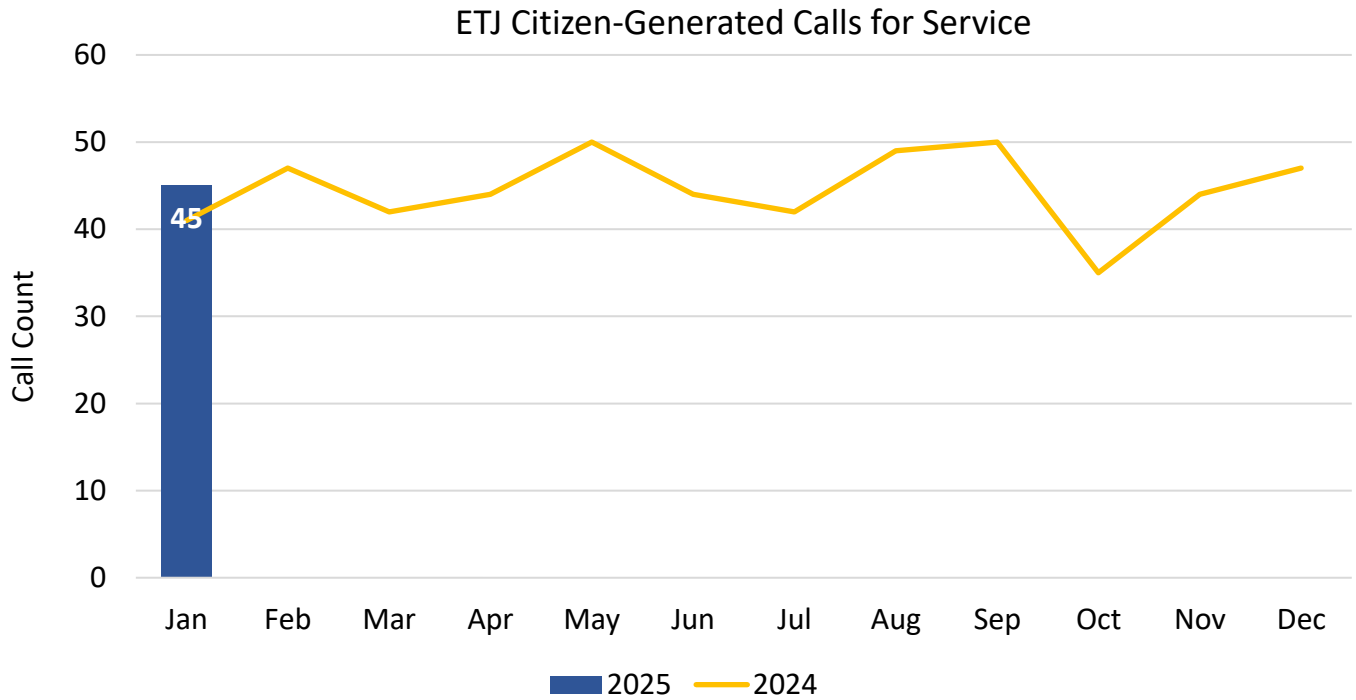
Citizen-Generated Calls for Service



Officer-Generated Calls for Service



*zone checks and foot patrols removed



January Traffic Enforcement

Traffic Enforcement Type and Dispositions

Enforcement	Count
Traffic Stop	155
Citation Issued	47
Warning	86
Report Taken	4

*Officer-generated traffic stops; unfounded removed

Locations of Traffic Enforcement

Street Name	Count
PINEVILLE-MATTHEWS RD	36
MAIN ST	30
POLK ST	17
CAROLINA PLACE PKY	16
PARK RD	9
TOWNE CENTRE BLVD	6
ROCK HILL-PINEVILLE RD	4
JOHNSTON DR	4
LANCASTER HWY	3
DOVER ST	3

DOWNS CIR	3
COLLEGE ST	2
REID LN	2
CRANFORD DR	2
I-485 INNER HWY	2
LEE ST	2
PINEVILLE RD	2
SOUTH BLVD	2
PARK CEDAR DR	1
RODNEY ST	1
INDUSTRIAL DR	1
CHURCH ST	1
JACK HUGHES LN	1
BLUE HERON	1
FRANKLIN ST	1
LOWRY ST	1
EDEN CIR	1
CENTRUM PKY	1
Grand Total	155

*based on location of stop in CAD

January Community Engagement

- Walk about Alley 51
- In service Training
- Training on generations in reference to recruiting
- Meeting with Harrison United Methodist Church
- Town Safety Meeting
- Assisted with Cpl. Assessment
- Worked on shooting call
- Budget Meeting
- Special Olympics Conference
- Yoga event with HSS
- Harrison Church event
- PD Social Media work
- Liaison with apartment complexes, hotels and HOA's
- Car Seat Checks