



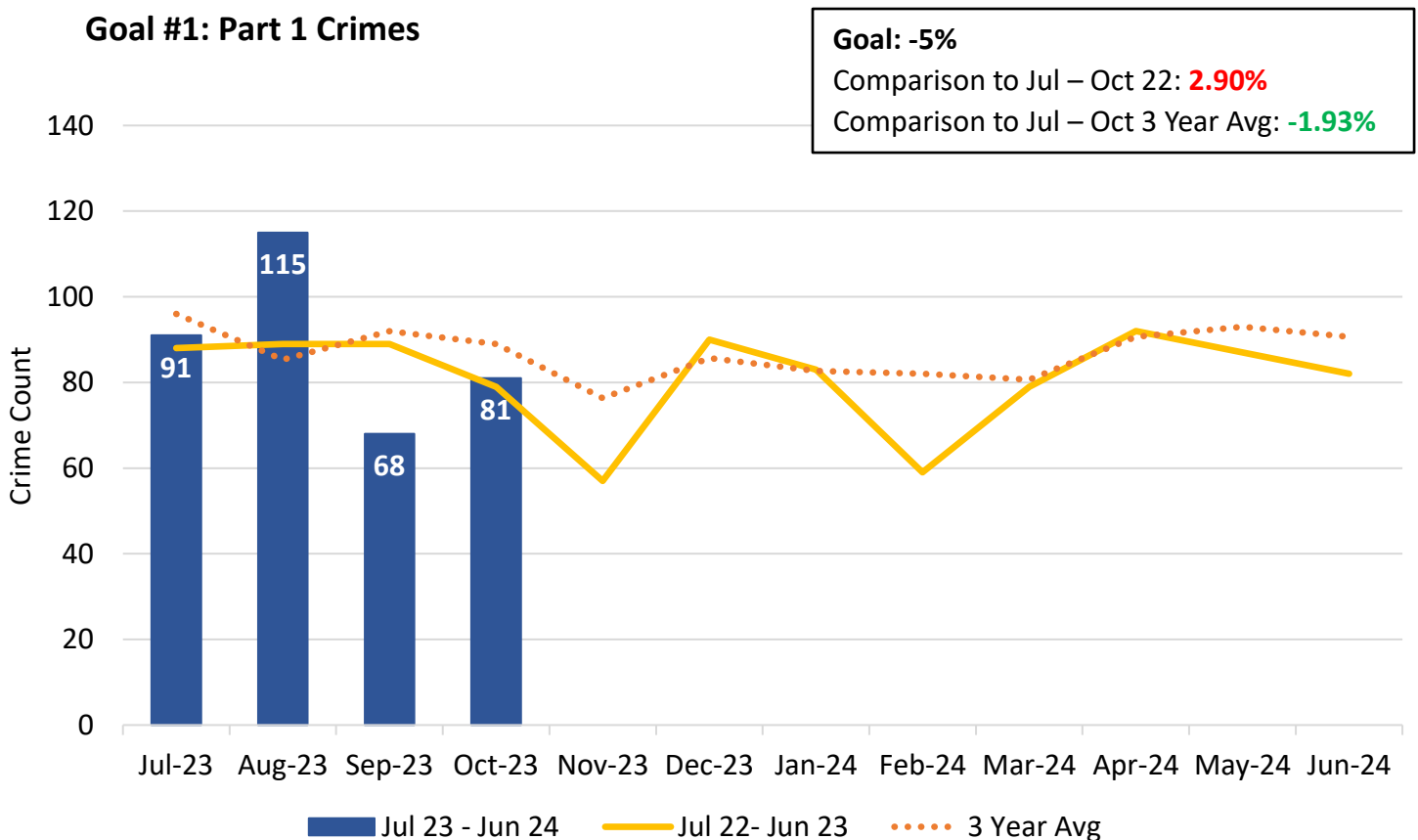
PINEVILLE POLICE DEPARTMENT

MONTHLY REPORT October 2023

Crime Goals

Below is the evaluation of the police department's crime goals. Goals are measured for 12 months based on the fiscal year. For the year of July 2023 – June 2024, the goals are to reduce part 1 crimes by 5%, reduce group A offenses at Carolina Place Mall by 10%, and reduce traffic accidents by 5%.

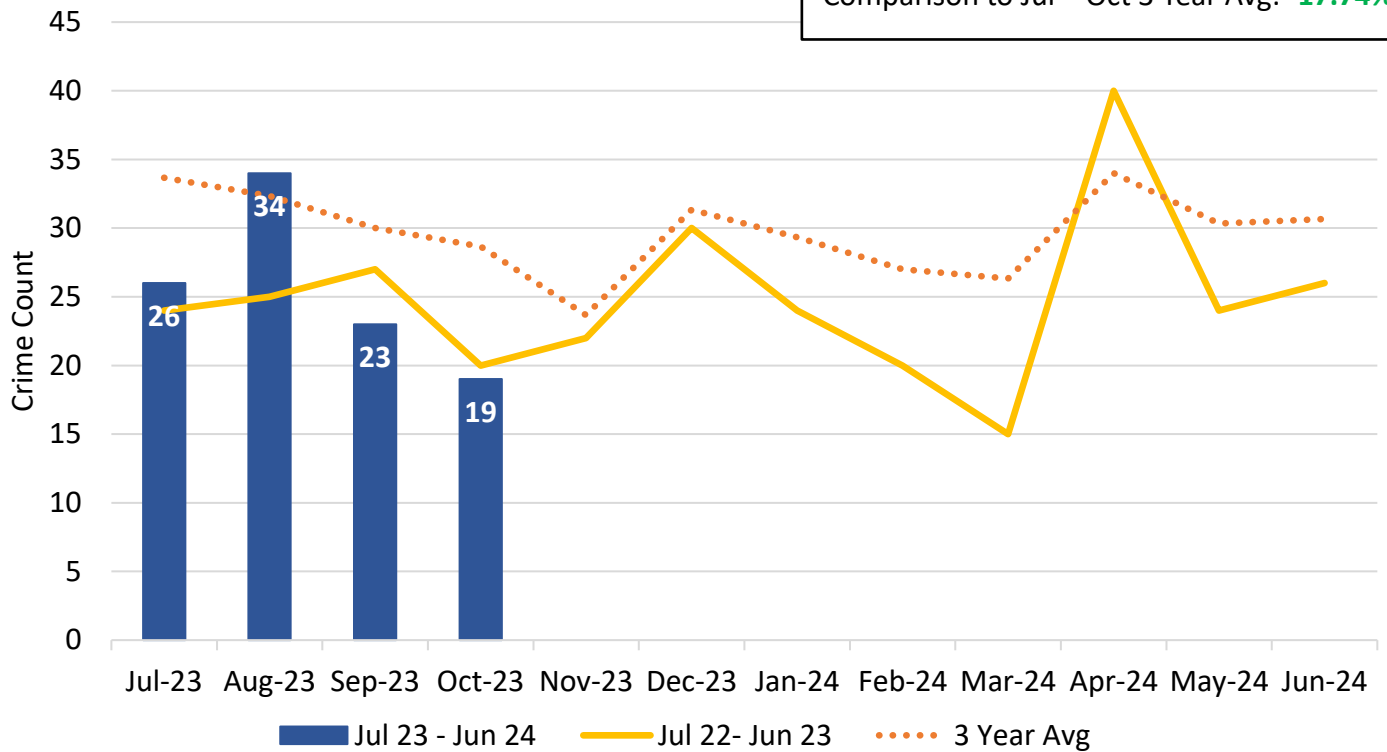
Goal #1: Part 1 Crimes



* data pulled from RMS by offense code equal to 09A, 11A, 120, 13A, 220, 23A-H, 24, 200; unfounded removed

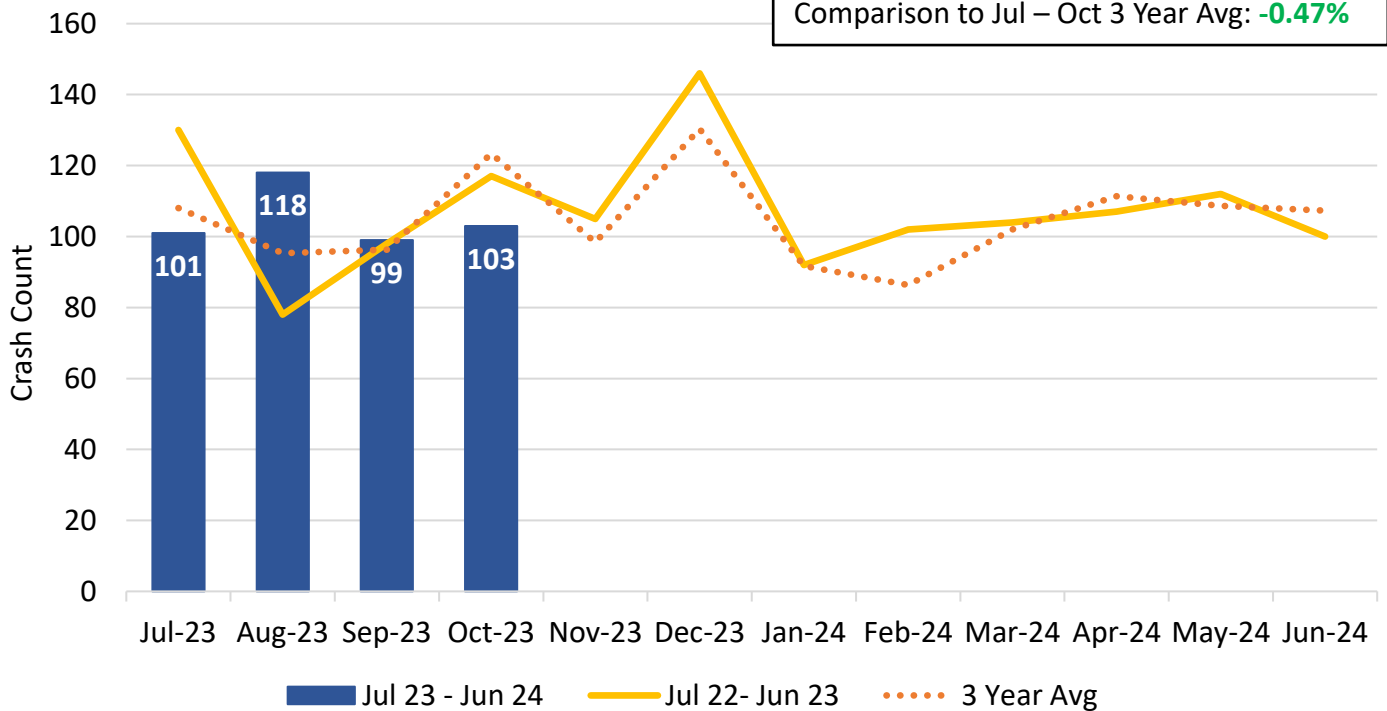
Goal #2: Carolina Place Mall - Group A Offenses

Goal: -10%
 Comparison to Jul – Oct 22: **6.25%**
 Comparison to Jul – Oct 3 Year Avg: **-17.74%**



Goal #3: Traffic Accidents

Goal: -5%
 Comparison to Jul – Oct 22: **-0.47%**
 Comparison to Jul – Oct 3 Year Avg: **-0.47%**



*top chart: data pulled from RMS by locations containing "11001, 11009, 11017, 11033, 11025, 11041, 11049, 11055, 11059, 11067"; offenses not containing "90" in code; unfounded removed
 *bottom chart: data pulled from CAD; traffic accident and hit and run calls with disposition of report taken or rendered assistance MI

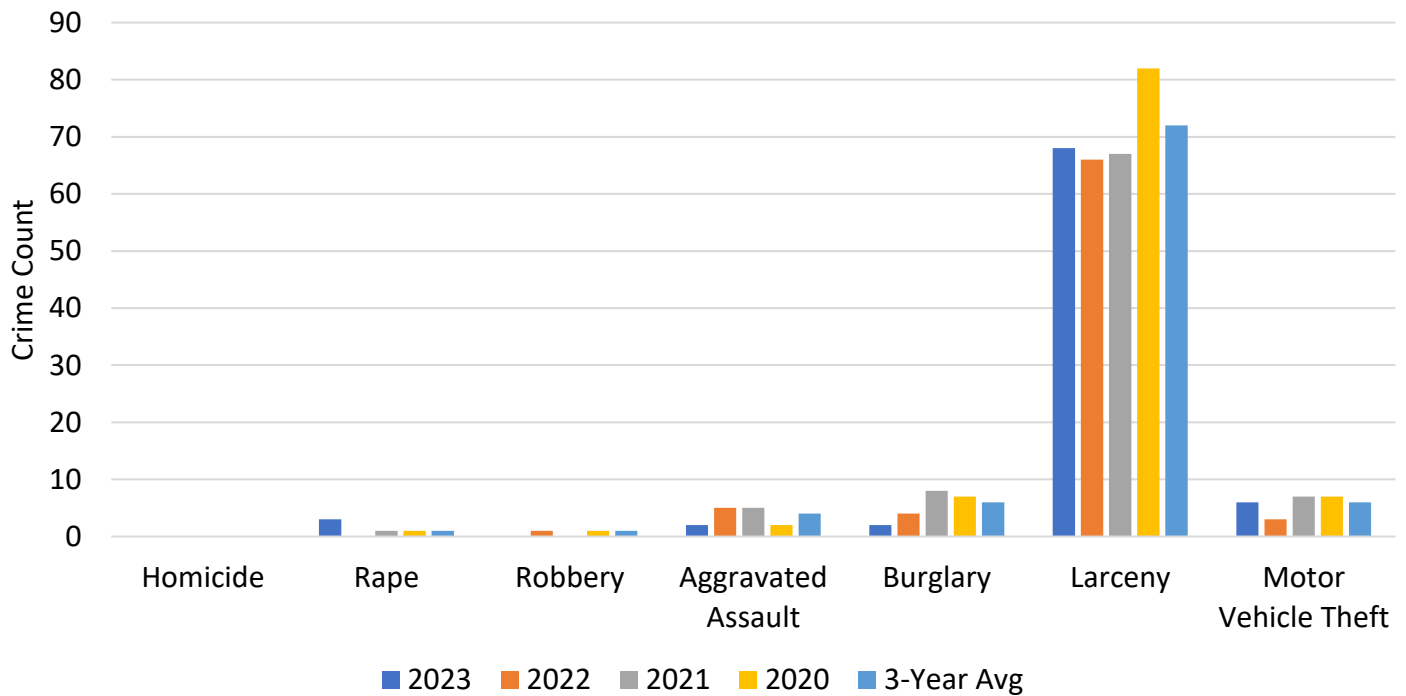
Monthly Crime Statistics

Below is a table and bar graph of the counts for part 1 offenses in October. For comparison, the same is shown for the past 3 years. The average of the 3 years was calculated.

October Crime Statistics Part 1 Offenses						
	2023	2022	2021	2020	3-year average (2020-2022)	ETJ
Homicide	0	0	0	0	0	0
Rape	3	0	1	1	1	0
Robbery	0	1	0	1	1	0
Aggravated Assault	2	5	5	2	4	0
Burglary	2	4	8	7	6	0
Larceny	68	66	67	82	72	1
Motor Vehicle Theft	6	3	7	7	6	0

* ETJ statistics included in total number of offenses

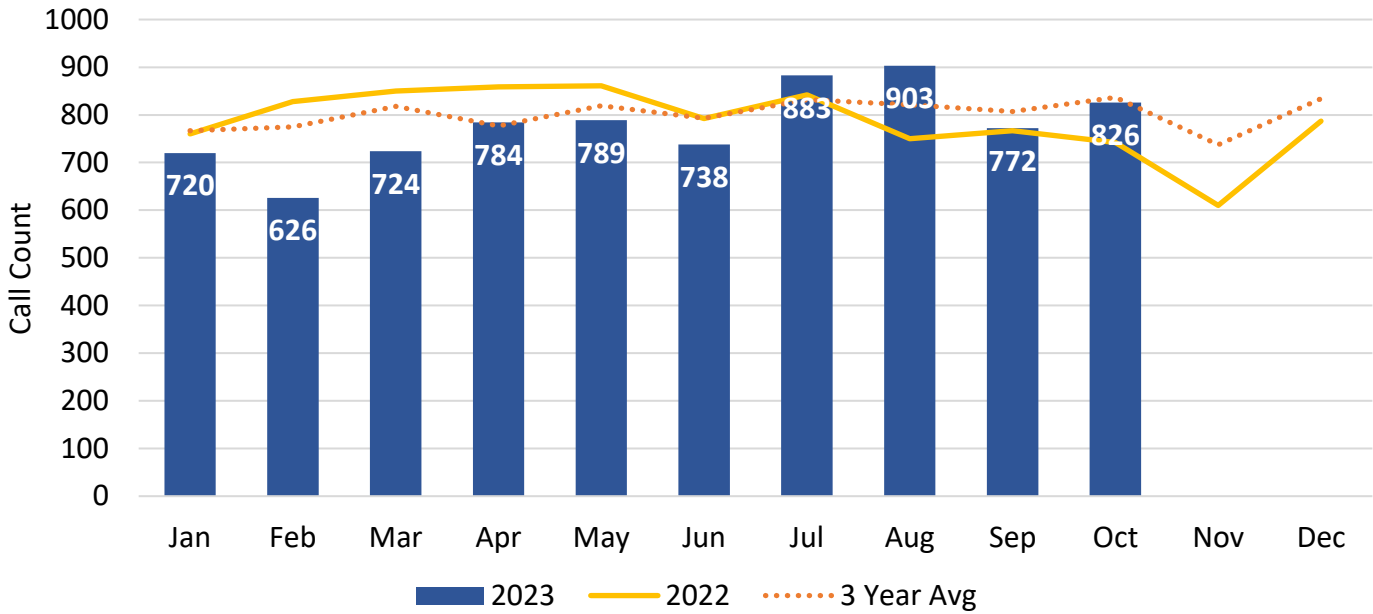
October Part 1 Offenses



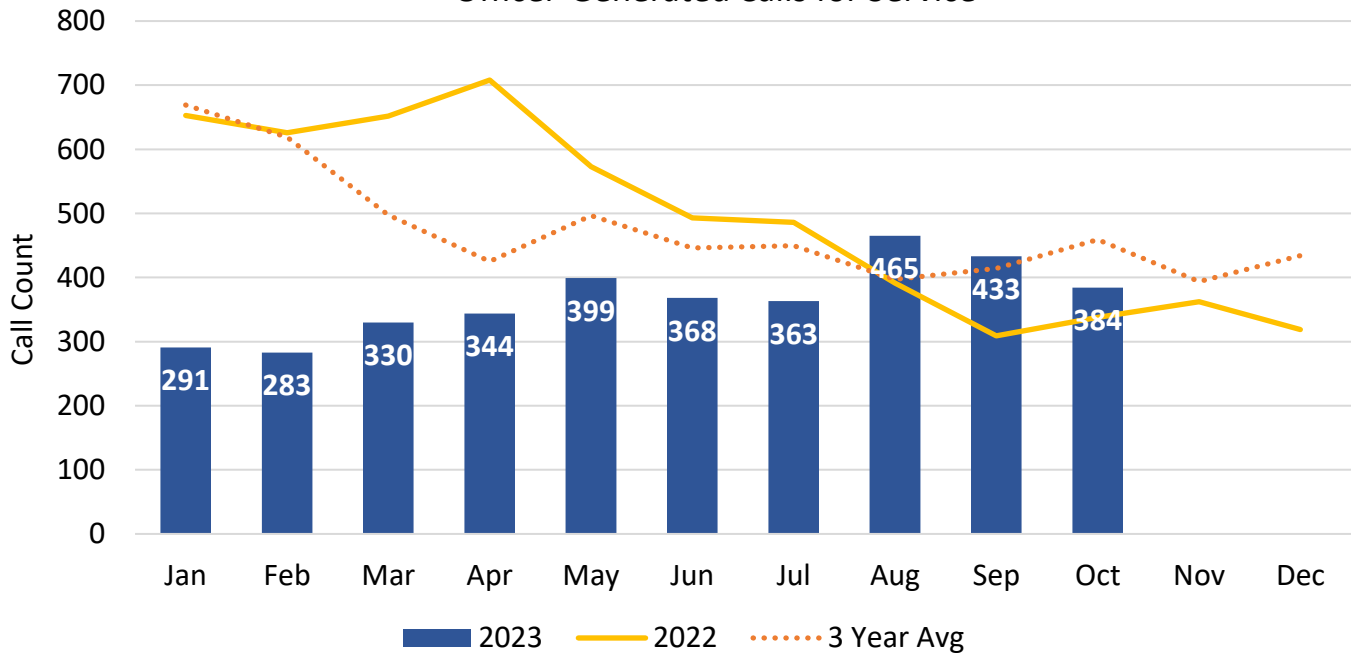
Calls for Service

The graphs below display the number of calls for service in comparison to previous months and the previous 2 years. The first graph is citizen-generated calls. The second graph is officer-generated calls.

Citizen-Generated Calls for Service



Officer-Generated Calls for Service



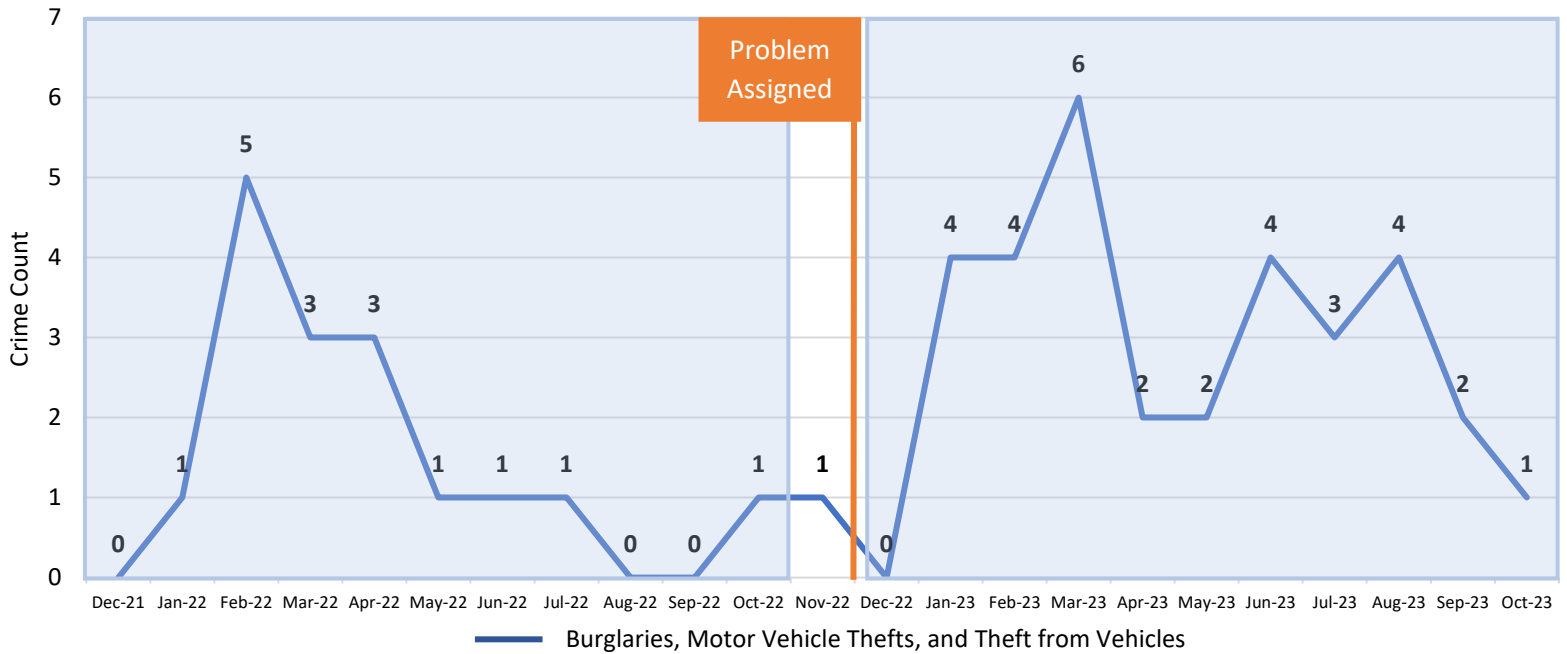
*zone checks and foot patrols removed

Problem Locations

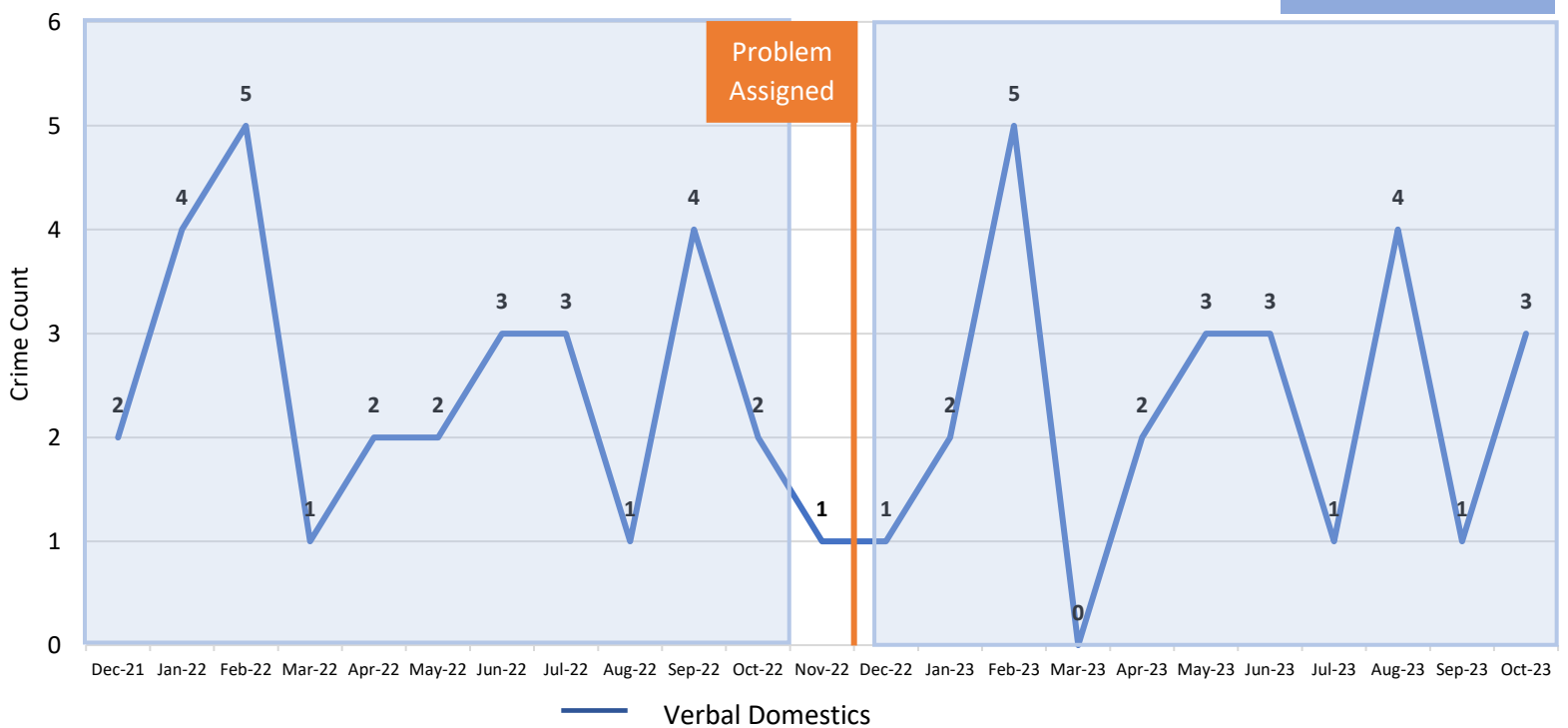
The following problem locations have been identified using 12 months of calls for service and crime data, showing a consistent crime problem. Each month, these locations are evaluated based off the crime and disorder the assignee was tasked to handle. Problem locations are evaluated until deemed successful.

1. Sabal Point Apartments

% Change: **100%**



% Change: **-13.79%**



* top chart: data pulled from RMS by locations containing "sabal"; offense code equal to 220, 240, or 23F; unfounded removed

*bottom chart: data pulled from RMS by locations containing "sabal"; offense description containing "domestic"; unfounded removed

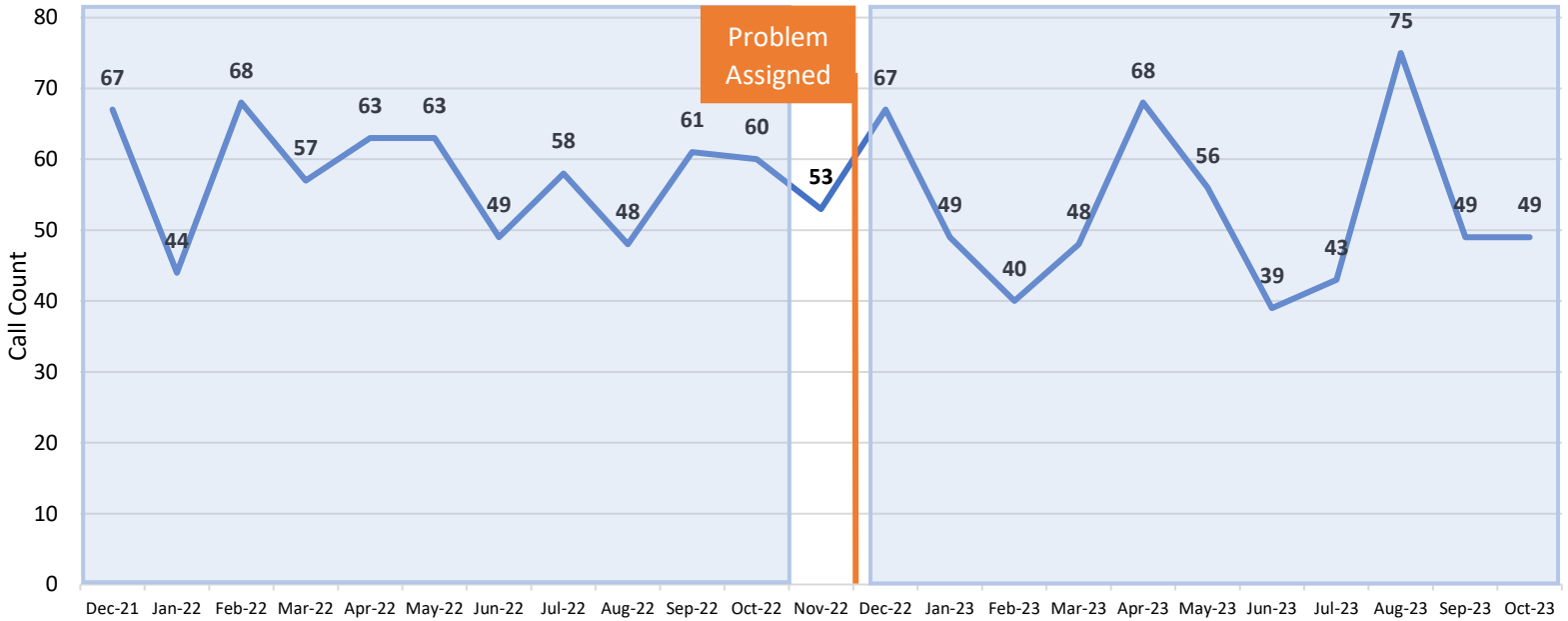
Problem Area

The problem area is Carolina Place Mall. It was identified using 12 months of calls for service and crime data, showing a consistent crime problem. Each month, the evaluation is based off the crime and disorder the assignee was tasked to handle. Since a problem area has more crime and disorder than a problem location, the evaluation is broken down into several charts.

Carolina Place Mall

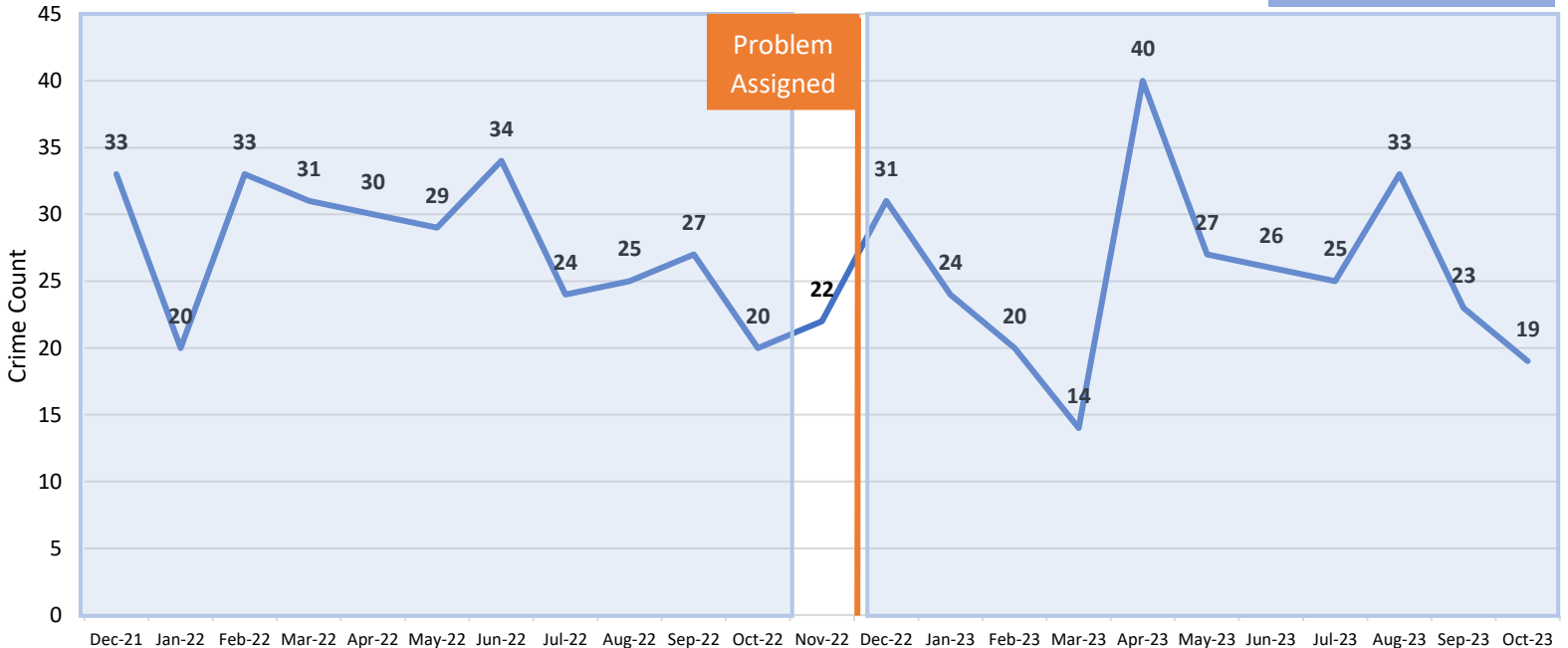
1. Citizen-Generated Calls for Service

% Change: **-8.62%**



2. Group A Offenses

% Change: **-8.5%**

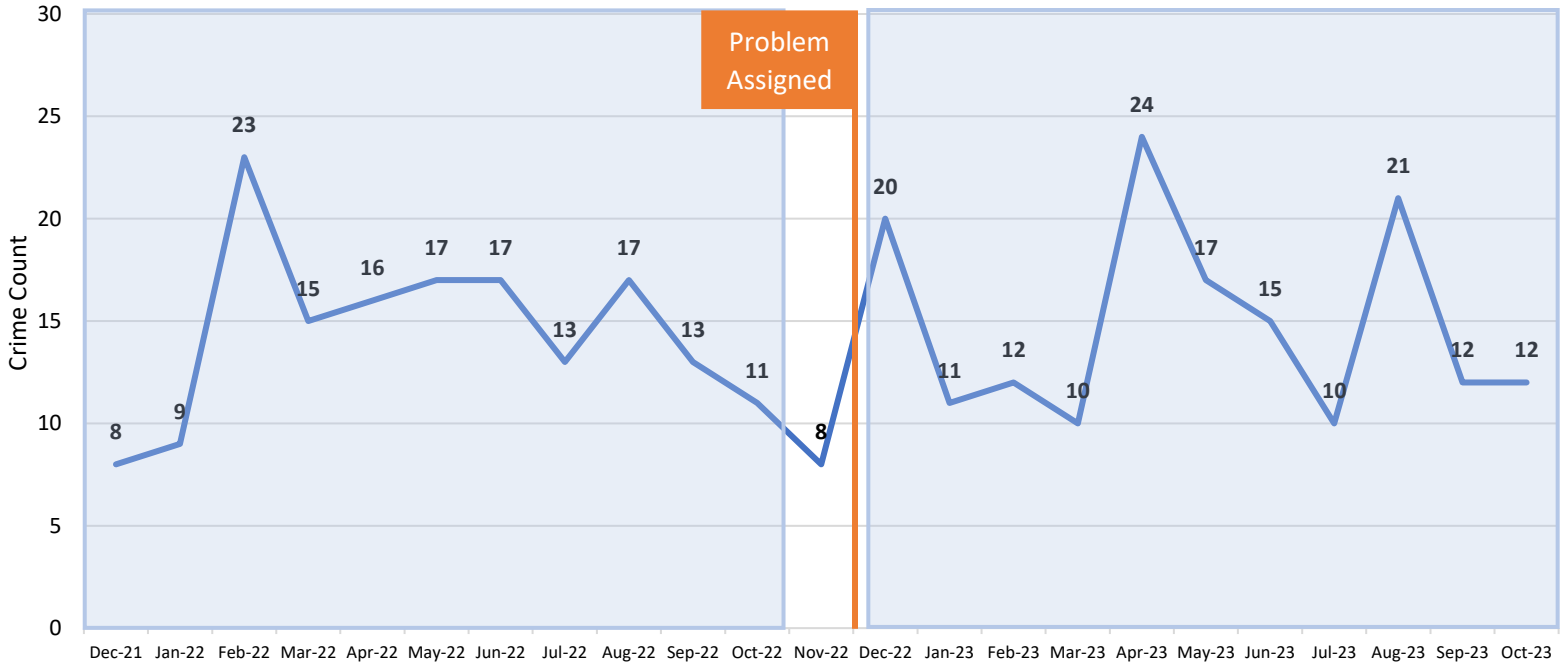


*top chart: data pulled from CAD by locations containing "11001, 11009, 11017, 11033, 11025, 11041, 11049, 11055, 11059, 11067"; includes "how received" of 911, phone, walk-in, computer, and blanks; unfounded removed

*bottom chart: data pulled from RMS by locations containing "11001, 11009, 11017, 11033, 11025, 11041, 11049, 11055, 11059, 11067"; offense not containing "90" in code; unfounded removed

3. Shoplifting

% Change: **3.14%**



October Community Engagement

- Monthly inspections and Drug Drop box
- Monthly Safety Meeting
- CIT Committee Breakfast
- Planning the awards ceremony
- Weekly meeting for Global Event
- Friday events at the park
- Fall Fest
- Shop With a Cop meeting
- Traditions HOA event
- Fundraiser Golf event with Chinese Chamber of Commerce
- Event at Oakcrest Academy
- Meeting with Mecklenburg County Behavioral Health for services
- Chamber of Commerce Social
- Two walkabouts in Sabal Point
- Completing the awards ceremony
- Cub Scouts tour at the Police Department
- Trunk or Treat Town of Pineville
- Trunk or Treat First Tee

* data pulled from RMS by locations containing "11001, 11009, 11017, 11033, 11025, 11041, 11049, 11055, 11059, 11067"; offense code equal to 23C; unfounded removed

- Trunk or Treat Pineville Church
- Trunk or Treat Harrison Church
- Daily work on recruitment for the four open spots for the PD
- Hiring event at the PD
- Halloween event at Sabal
- PD picture for calendar
- Safety meeting with Sable Point residents
- Weekly meetings with Chief on progress for projects. Manage Twitter, Instagram, Facebook and Ring apps for the PD. Still continuing to work on recruiting.

October Traffic Enforcement

Traffic Enforcement Type and Dispositions

Enforcement	Count
Traffic Stop	184
Citation Issued	43
Warning	111
Report Taken	6

*Officer-generated traffic stops; unfounded removed

Locations of Traffic Enforcement

Street Name	Count
MAIN ST	53
PINEVILLE-MATTHEWS RD	28
POLK ST	17
CAROLINA PLACE PKY	13
PARK RD	7
CRANFORD DR	5
LEE ST	5
KINNERTON PL	5
ROCK HILL-PINEVILLE RD	4
FRANKLIN ST	4
JOHNSTON DR	4
I-485	2
PINEVILLE RD	2
DOWNS CIR	2
LEITNER DR	2
TOWNE CENTRE BLVD	2
SABAL POINT DR	2
CHURCH ST	2
DORMAN RD	2

LOWRY ST	2
LANCASTER HWY	2
JOHNSTON RD	2
WILSON GROVE RD	1
CHILDERS LN	1
IDLEWILD RD	1
COLLEGE ST	1
DANBY RD	1
FAIRVIEW RD	1
DOVER ST	1
COMMERCE DR	1
PLUM CREEK LN	1
MCMULLEN CREEK PKY	1
BRIGHTON PARK DR	1
MUSKERRY DR	1
CENTRUM PKY	1
OAKLEY AVE	1
BLANK	1
HABERSHAM POINTE CIR	1
CONE AVE	1
Grand Total	184

*based on location of stop in CAD