



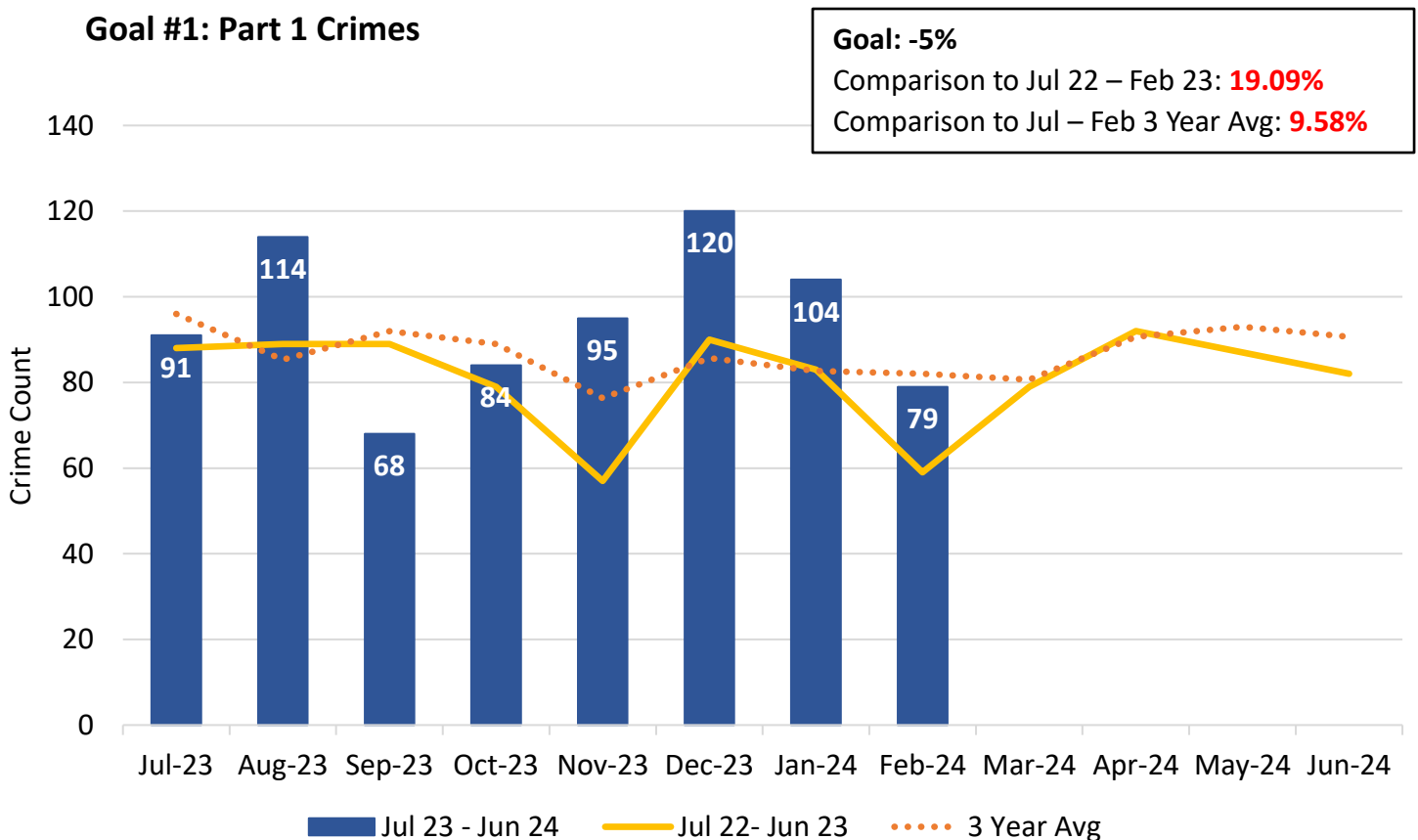
PINEVILLE POLICE DEPARTMENT

MONTHLY REPORT February 2024

Crime Goals

Below is the evaluation of the police department's crime goals. Goals are measured for 12 months based on the fiscal year. For the year of July 2023 – June 2024, the goals are to reduce part 1 crimes by 5%, reduce group A offenses at Carolina Place Mall by 10%, and reduce traffic accidents by 5%.

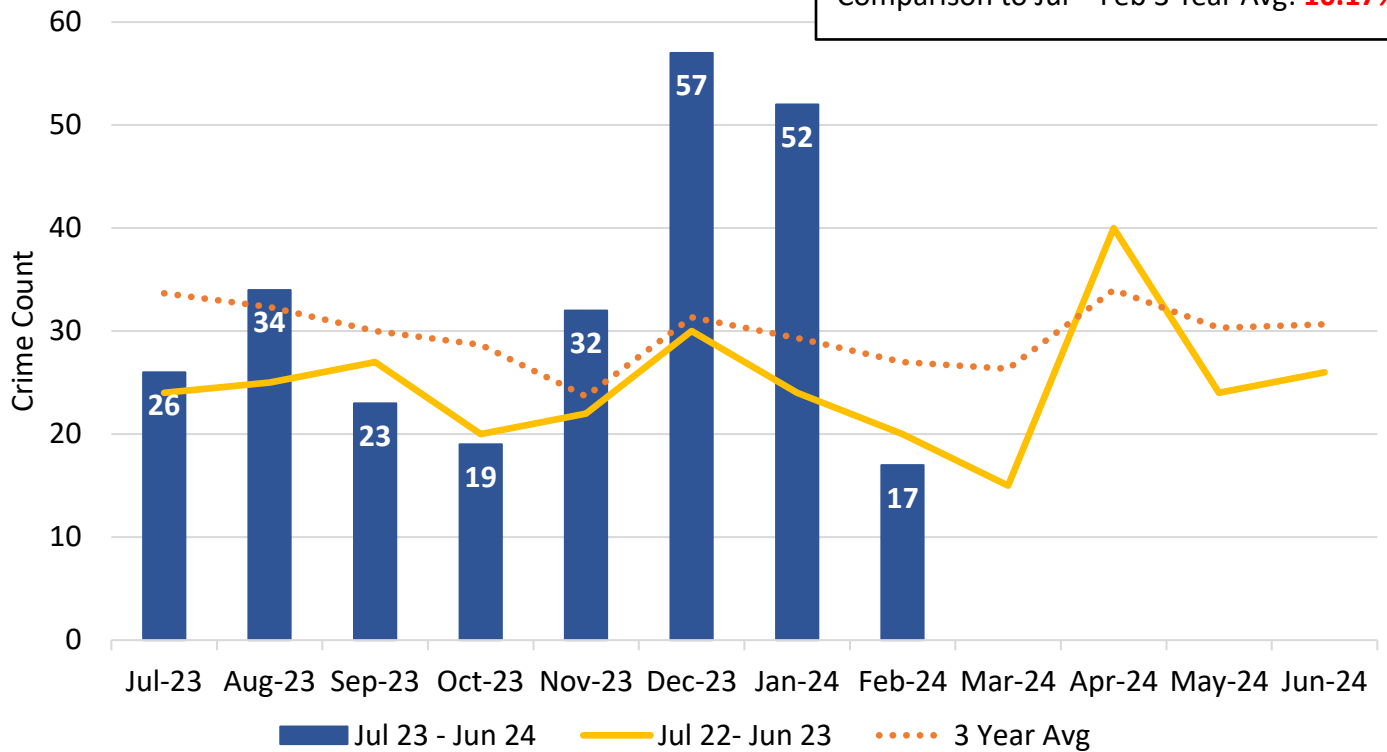
Goal #1: Part 1 Crimes



* data pulled from RMS by offense code equal to 09A, 11A, 120, 13A, 220, 23A-H, 24, 200; unfounded removed

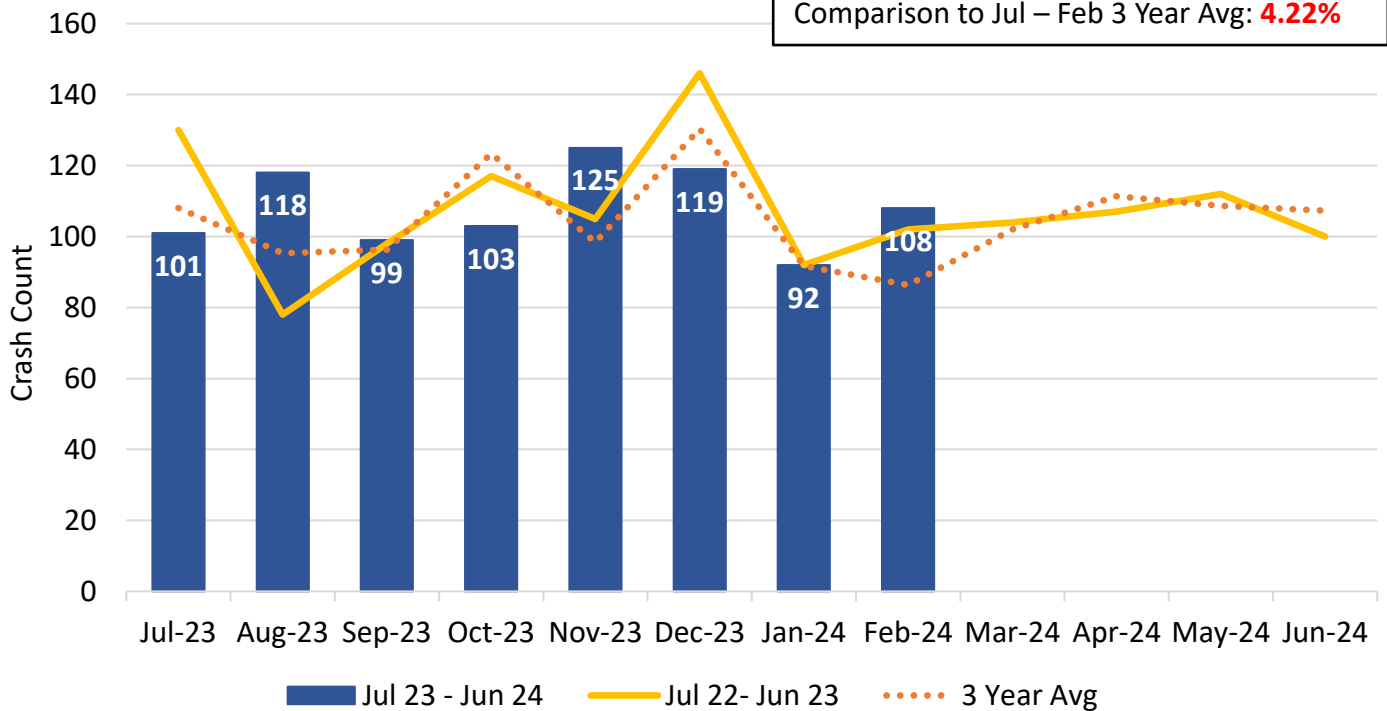
Goal #2: Carolina Place Mall - Group A Offenses

Goal: -10%
 Comparison to Jul 22 – Feb 23: **35.42%**
 Comparison to Jul – Feb 3 Year Avg: **10.17%**



Goal #3: Traffic Accidents

Goal: -5%
 Comparison to Jul 22 – Feb 23: **-0.35%**
 Comparison to Jul – Feb 3 Year Avg: **4.22%**



*top chart: data pulled from RMS by locations containing "11001, 11009, 11017, 11033, 11025, 11041, 11049, 11055, 11059, 11067"; offenses not containing "90" in code; unfounded removed
 *bottom chart: data pulled from CAD; traffic accident and hit and run calls with disposition of report taken or rendered assistance MI

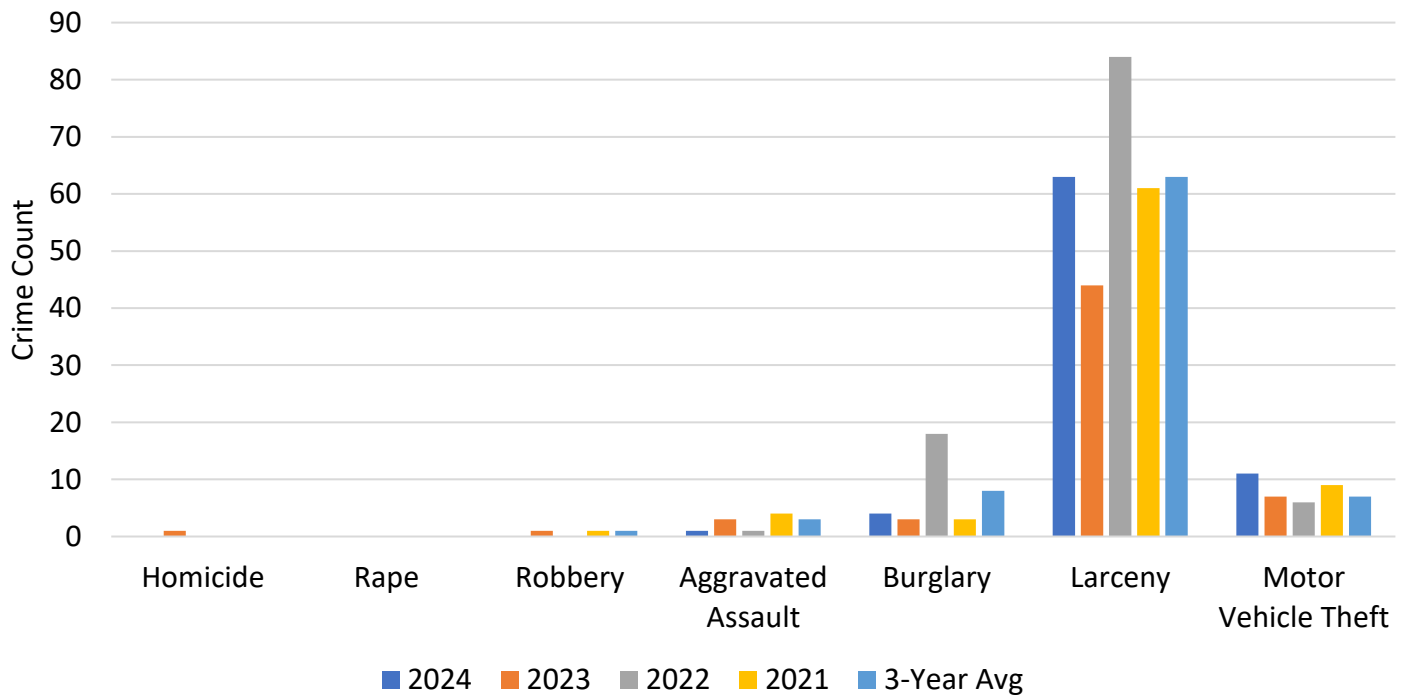
Monthly Crime Statistics

Below is a table and bar graph of the counts for Part 1 Crimes in February. For comparison, the same is shown for the past 3 years. The average of the 3 years was calculated.

February Crime Statistics Part 1 Offenses						
	2024	2023	2022	2021	3-year average (2021-2023)	ETJ
Homicide	0	1	0	0	0	0
Rape	0	0	0	0	0	0
Robbery	0	1	0	1	1	0
Aggravated Assault	1	3	1	4	3	0
Burglary	4	3	18	3	8	0
Larceny	63	44	84	61	63	3
Motor Vehicle Theft	11	7	6	9	7	0

* ETJ statistics included in total number of offenses

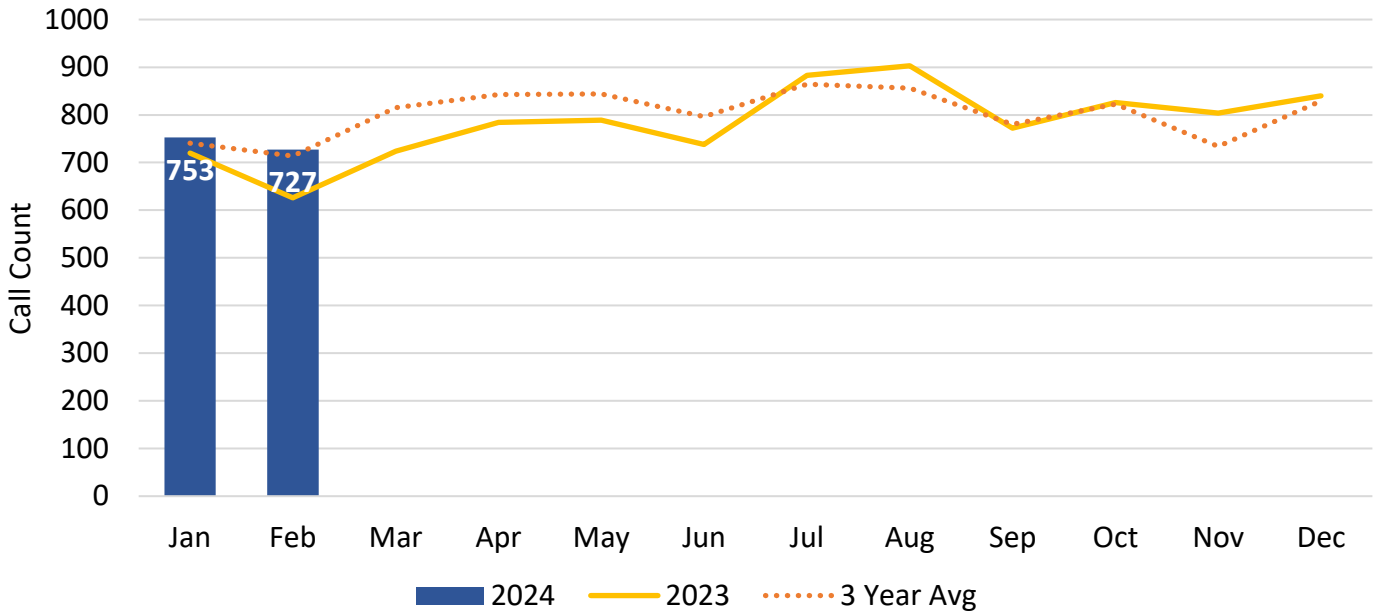
February Part 1 Crimes



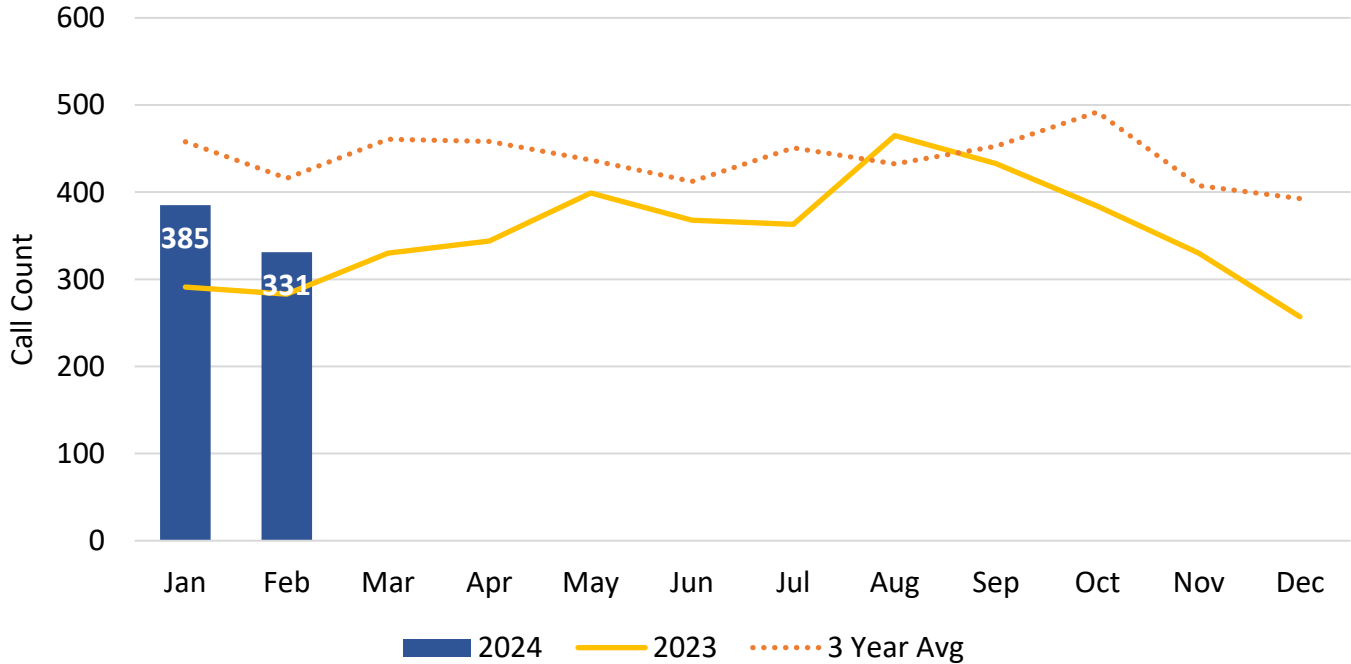
Calls for Service

The graphs below display the number of calls for service in comparison to previous months and the previous 2 years. The first graph is citizen-generated calls. The second graph is officer-generated calls.

Citizen-Generated Calls for Service



Officer-Generated Calls for Service

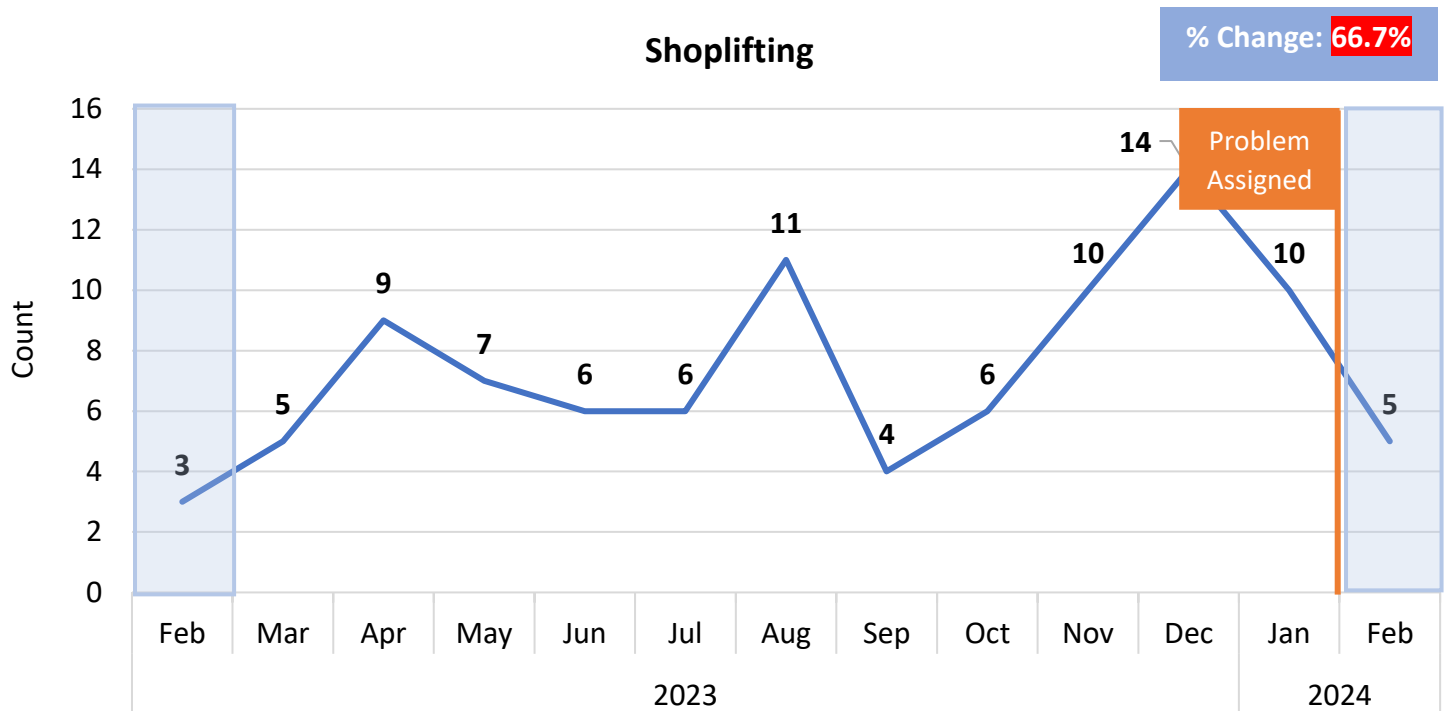


*zone checks and foot patrols removed

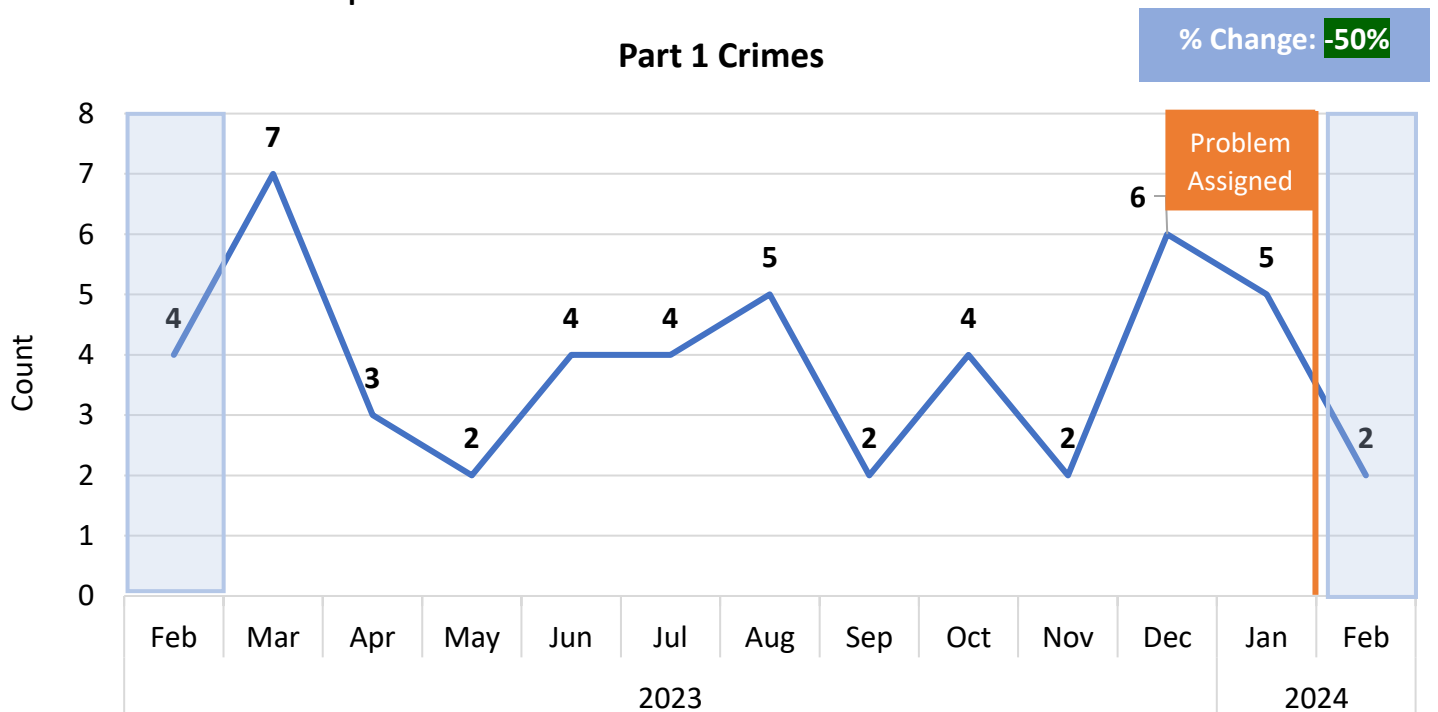
Problem Locations

The following problem locations have been identified using 12 months of calls for service and crime data, showing a consistent crime problem. Each month, these locations are evaluated based off the crime and disorder the assignee was tasked to handle. Problem locations are evaluated until deemed successful.

1. Dick's Sporting Goods

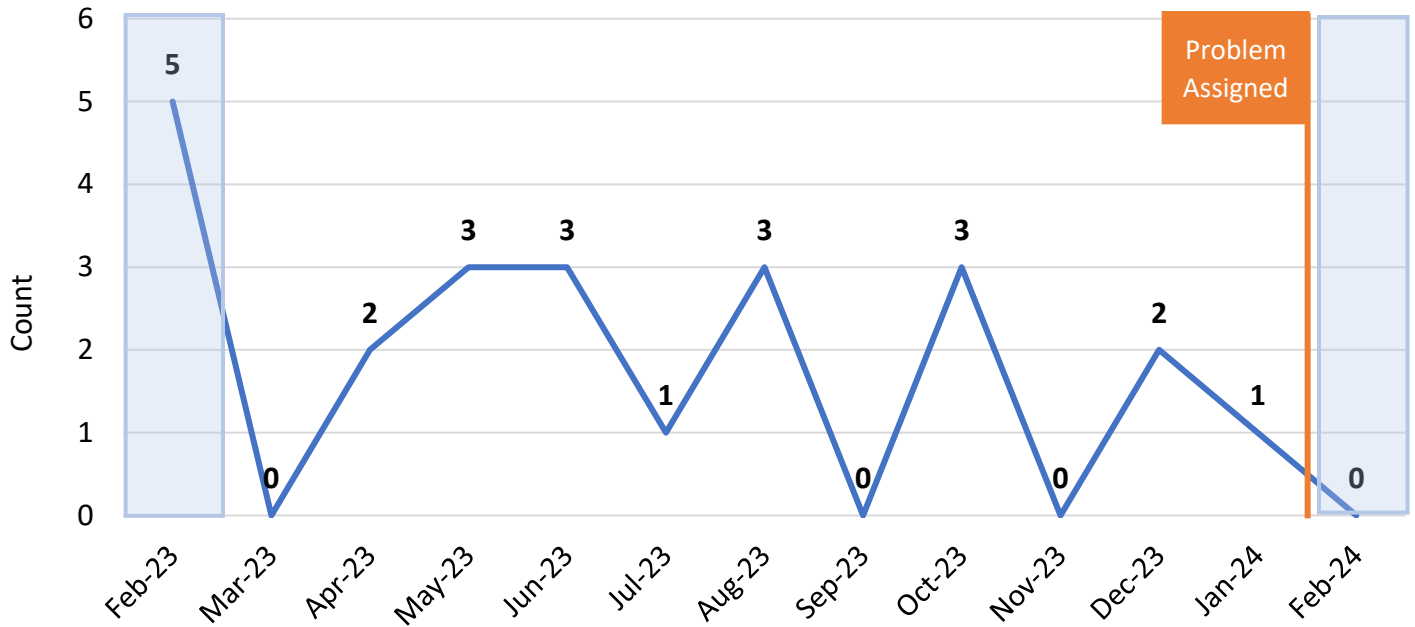


2. Sabal Point Apartments



Verbal Domestic Disturbances

% Change: **-100%**



February Community Engagement

- Special Olympics Conference
- Girl Scout event
- Operation Vista Forge with Mecklenburg County Emergency Response
- Safety Committee Meeting
- Bridlestone HOA meeting
- Working with Parkway Crossing to start Neighborhood Watch
- Preparing for OSHA inspection for PD
- Testing event for new hires
- Manage Twitter, Instagram, Facebook and Ring apps for the PD. Still continuing to work on recruiting.

February Traffic Enforcement

Traffic Enforcement Type and Dispositions

Enforcement	Count
Traffic Stop	132
Citation Issued	40
Warning	85
Report Taken	2

*Officer-generated traffic stops; unfounded removed

Locations of Traffic Enforcement

Street Name	Count
PINEVILLE-MATTHEWS RD	33
MAIN ST	19
POLK ST	18
PARK RD	12
CAROLINA PLACE PKY	10
LANCASTER HWY	5
TOWNE CENTRE BLVD	4
PINEVILLE RD	3
JOHNSTON DR	3
DORMAN RD	2
BLUE HERRON DR	2
INDUSTRIAL DR	2
LOWRY ST	2
NATIONS FORD RD	1
EAGLETON DOWNS DR	1
DOVER ST	1
HEATHERGATE LN	1
RODNEY ST	1
JOHNSTON RD	1
I-485 INNER HWY	1
BRIGHTON PARK DR	1
DOWNS RD	1
SABAL POINT DR	1
ROCK HILL-PINEVILLE RD	1
FELDFARM LN	1
HABERSHAM POINTE CIR	1
FRANKLIN ST	1
WINDY PINES WAY	1
COLLEGE ST	1
N/A	1
Grand Total	132

*based on location of stop in CAD