



## PINEVILLE POLICE DEPARTMENT

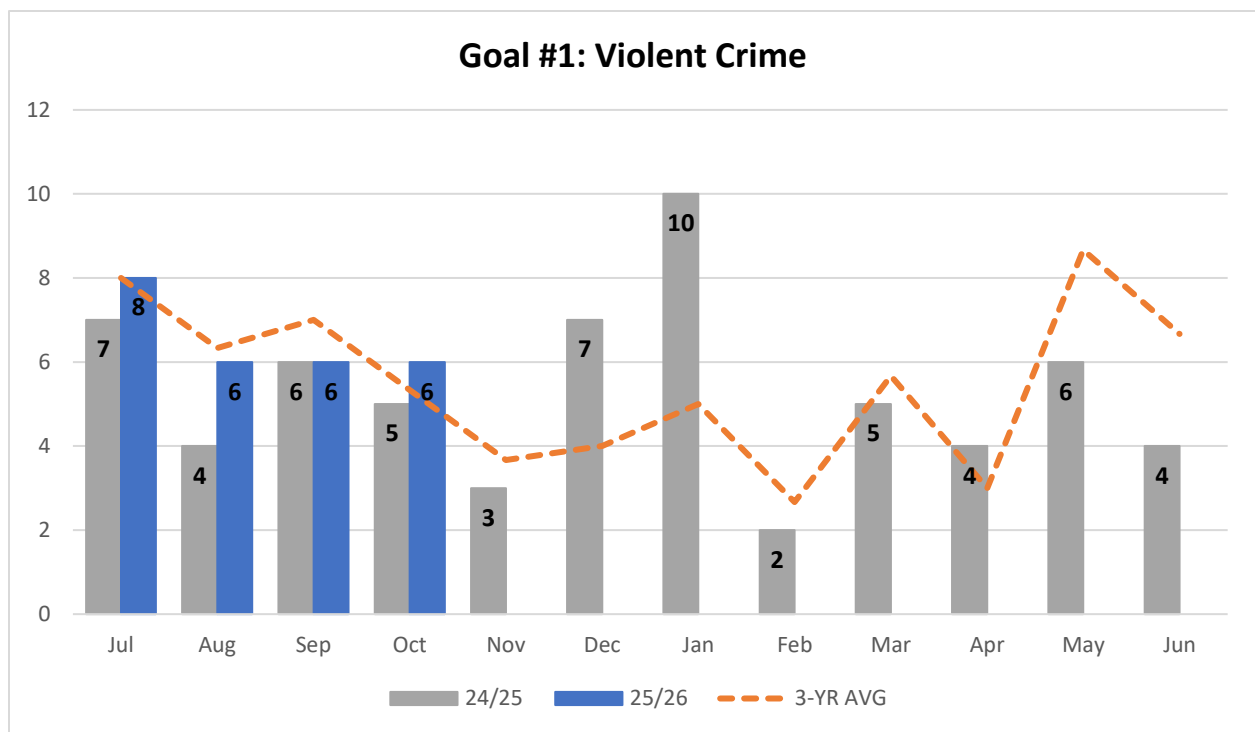
# MONTHLY REPORT

## October 2025

### Crime Goals

Below is the evaluation of the police department's crime goals. Goals are measured for 12 months based on the fiscal year. For the year of July 2025 – June 2026, the goal is to reduce violent crime and reduce all crime by 5%.

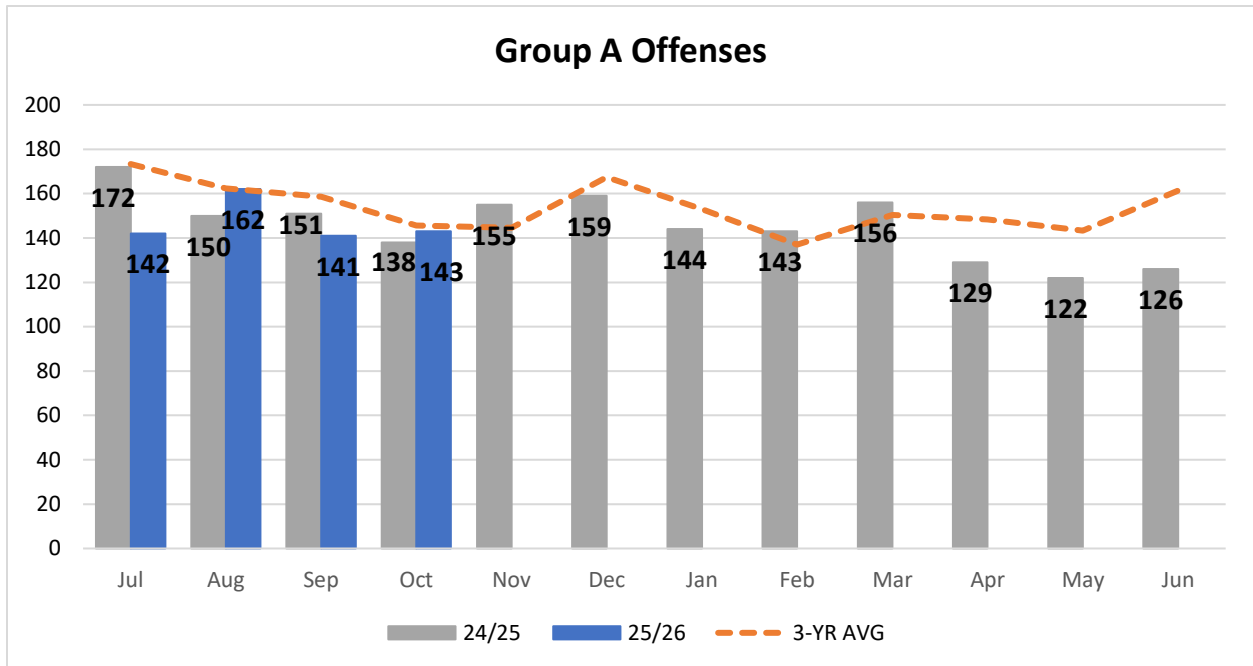
### Goal #1: Violent Crime



Comparison to Jul '24 to Oct '24: **18%**

Comparison to Jul to Oct- 3 Year Average: **-3.7%**

## Group A Crime (All Crime)



\* data is subject to change; unfounded removed

**Comparison to Jul '24 to Oct '24: -3.8%**

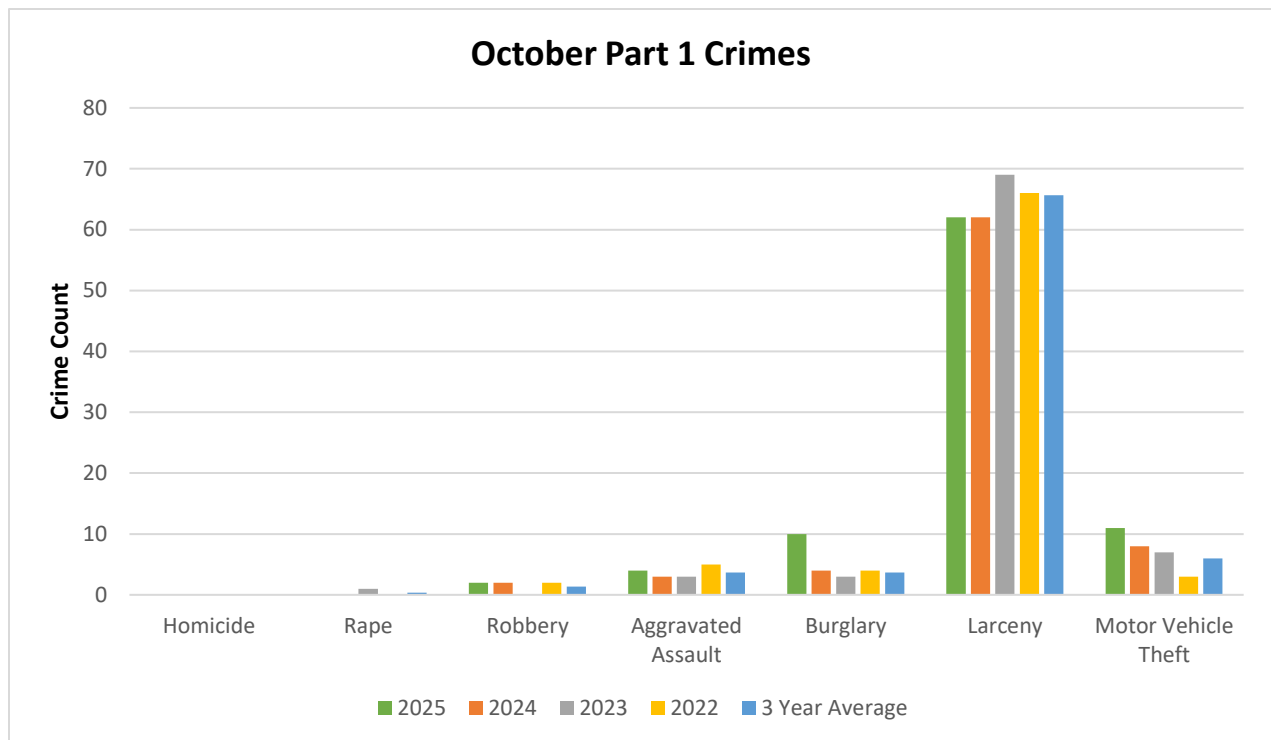
**Comparison to Jul to Oct- 3 Year Avg: -8%**

## Monthly Crime Statistics

Below is a table and bar graph of the counts for Part 1 Crimes in October. For comparison, the same is shown for the past 3 years. The average of the 3 years was calculated.

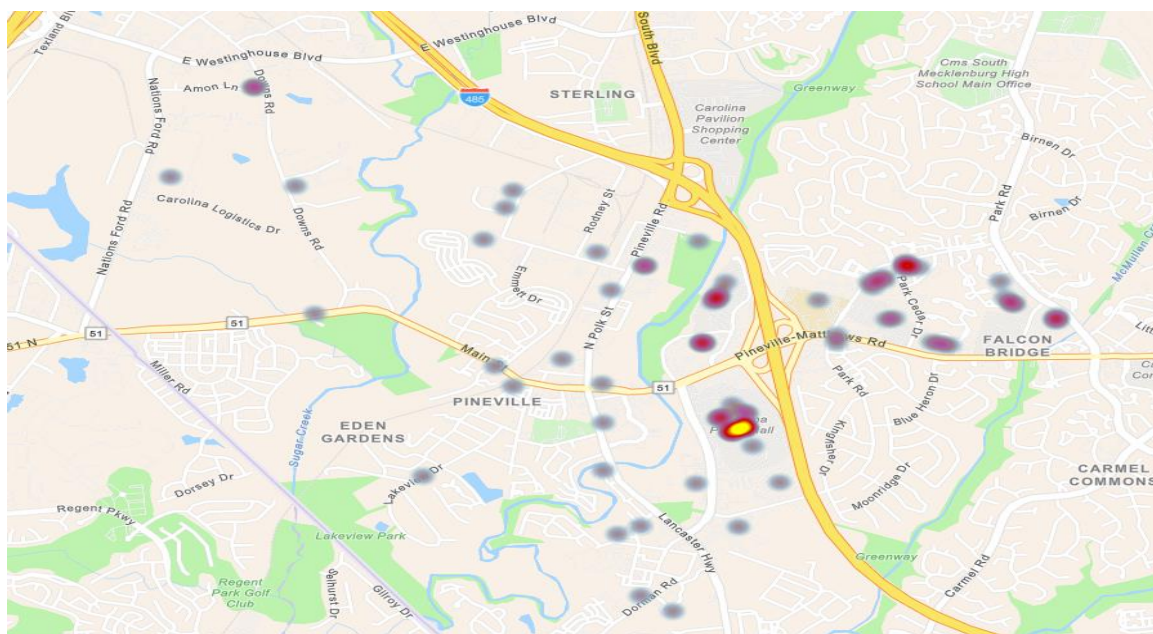
October Crime Stats						
Part 1 Offenses						
	2025	2024	2023	2022	3 Year Average	ETJ
Homicide	0	0	0	0	0	0
Rape	0	0	1	0	0	0
Robbery	2	2	0	2	1	0
Aggravated Assault	4	3	3	5	4	2
Burglary	10	4	3	4	4	0
Larceny	62	62	69	66	66	3
Motor Vehicle Theft	11	8	7	3	6	0

\* ETJ statistics included in total number of offenses



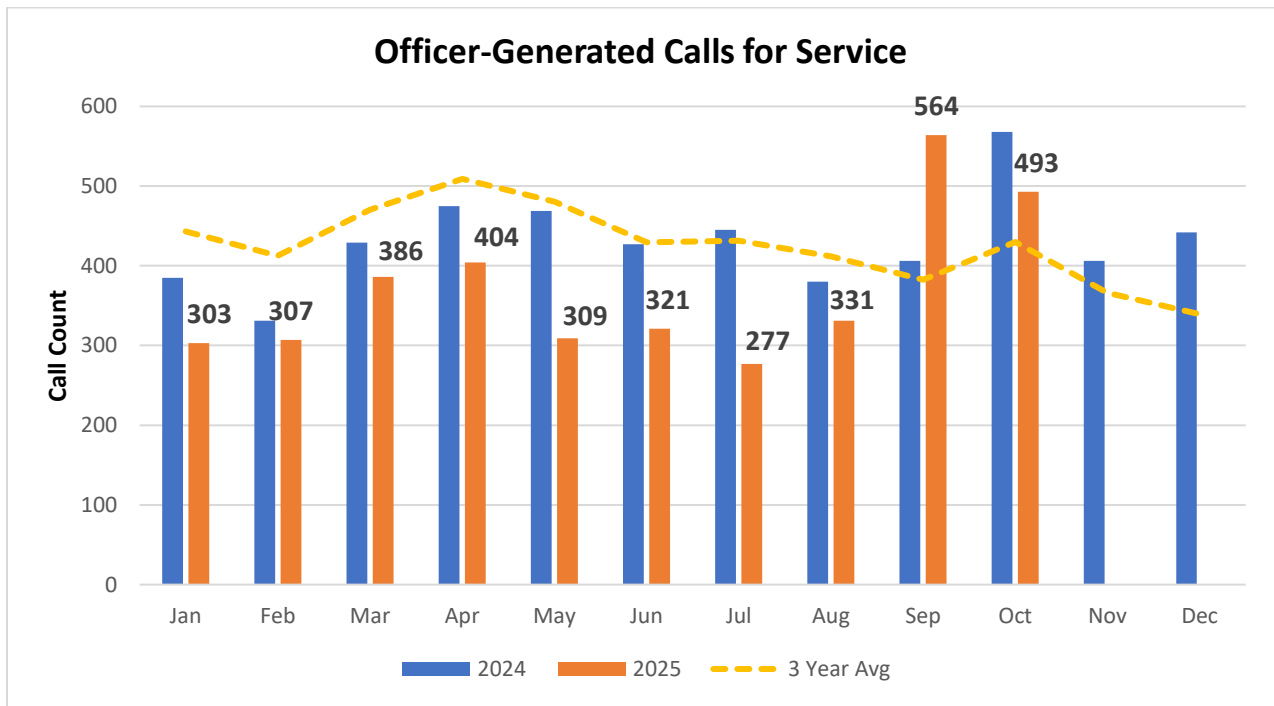
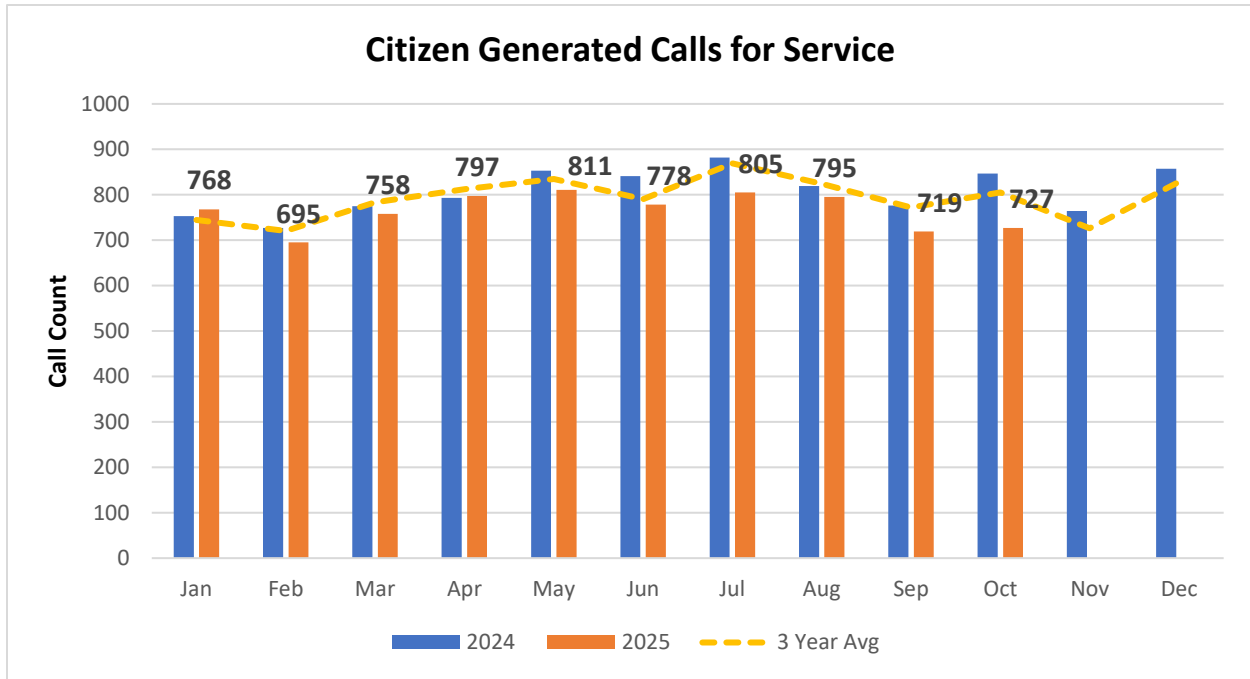
## Top Crimes Mapped

Property crime makes up the majority of our crime. Specifically, these crimes are shoplifting, all other larceny, burglary, motor vehicle theft, and theft from motor vehicle. The heat map below shows these crimes mapped and their hot spots. The hot spot includes Carolina Place Mall.

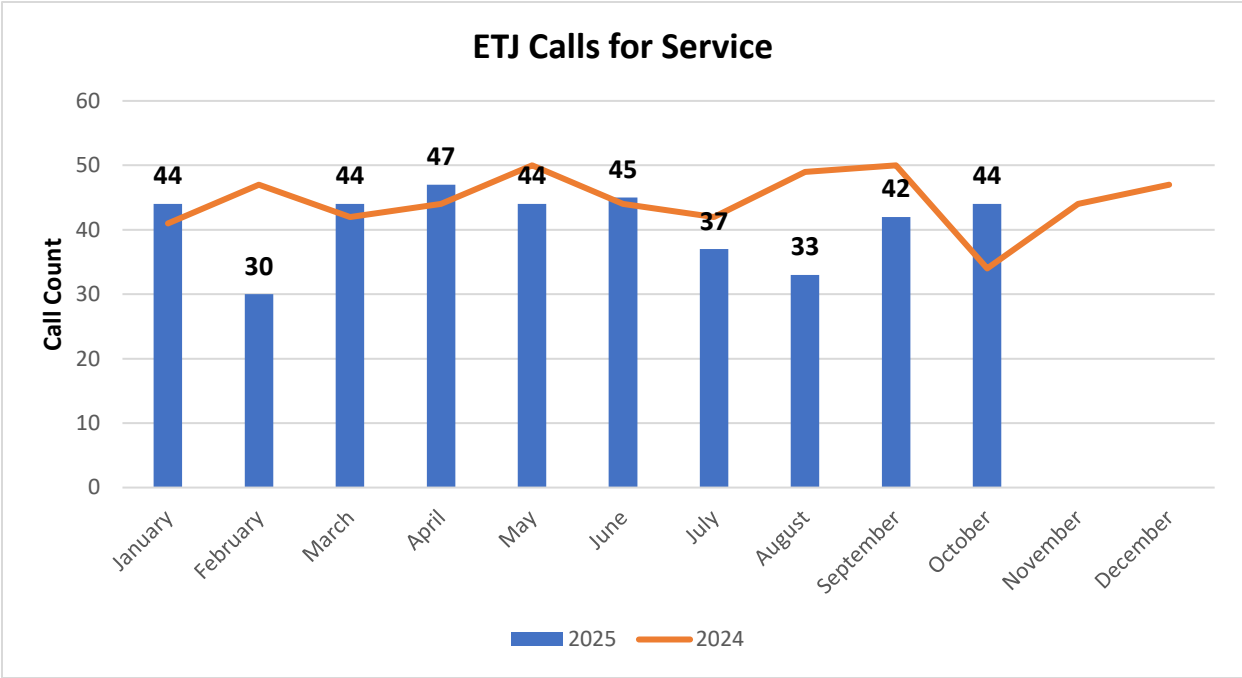


## Calls for Service

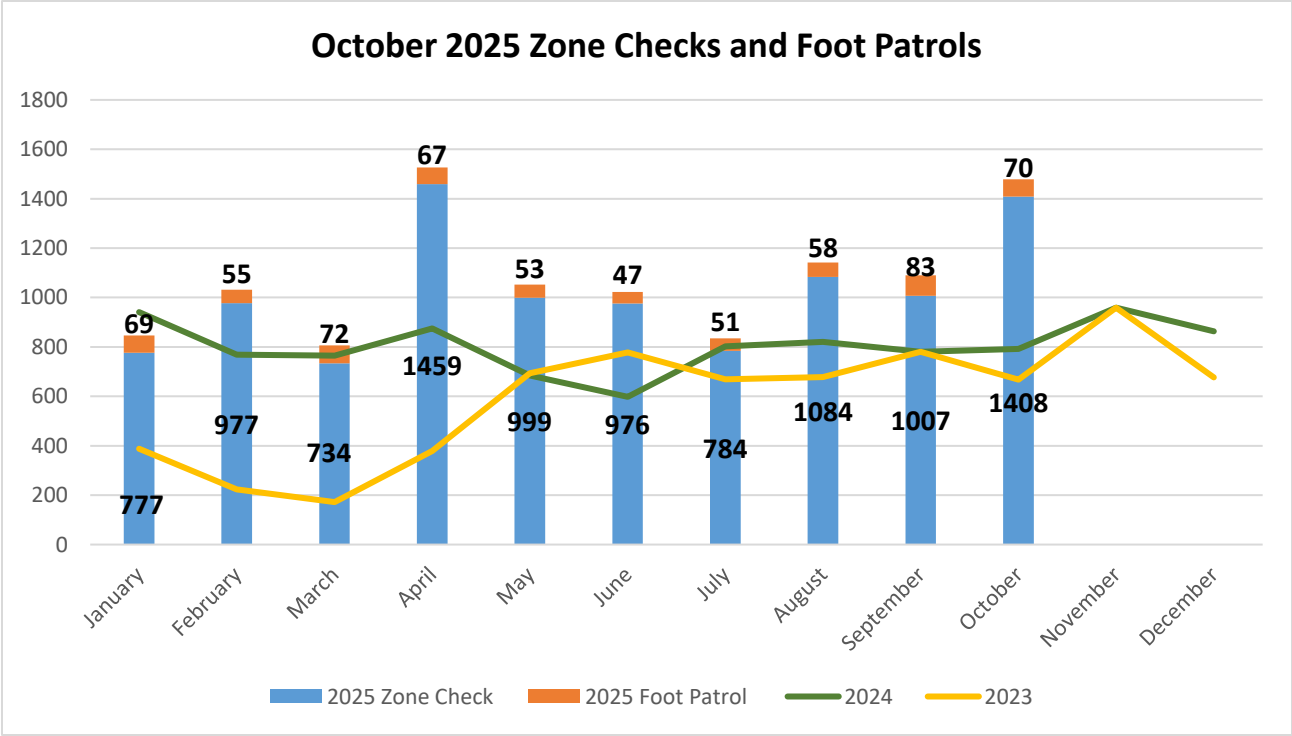
The graphs below display the number of calls for service in comparison to previous months, year, and 3-year average. The first graph is citizen-generated calls. The second graph is officer-generated calls. The final graph is the ETJ.



\*zone checks and foot patrols removed



**Zone Checks and Foot Patrols**



## **October Traffic Enforcement**

### Traffic Enforcement Type and Dispositions

Enforcement	Count
Traffic	289
Citation Issued	65
Warning	214
Report Taken	5

\*Officer Generated Stops

### Locations of Traffic Enforcement

Street	Count
PINEVILLE-MATTHEWS RD	105
POLK ST	31
CAROLINA PLACE PKY	29
MAIN ST	20
PARK RD	19
CENTRUM PKY	10
LEE ST	9
LOWRY ST	5
CRANFORD DR	4
ROCK HILL-PINEVILLE RD	4
LEITNER DR	3
TOWNE CENTRE BLVD	2
CHURCH ST	2
51/JOHNSTON RD	2
I-485 INNER HWY	2
PLUM CREEK LN	2
JOHNSTON RD	2
LANCASTER HWY	2
MEADOW CREEK LN	2
TRUIST PVA IN CARMEL COMMONS	1
BRIAN CIR	1
COMMERCE DR	1
I-485 OUTER HWY	1
SABAL POINT DR	1
DOWNS RD	1
COLLEGE ST	1

KINNERTON PL	1
PINEVILLE-MATTHEWS RD/BLU HERON RD	1
EMMETT DR@ AIDAN WAY	1
ROCK HILL-PINEVILLE RD/BIRCHWOOD FARMS RD	1
LAWYERS RD	1
hunter trail	1
EXTENDED STAY ON 51	1
PARK CEDAR DR	1
51/BUE HERRON	1
PINEVILLE MATTHEWS RD/ BLUE HERON	1
BARN YARD FLEA MARKET	1
PINEVILLE-MATTHEWS RD/BAYBROOK LN	1
FRANKLIN ST	1
HARMON LN / RUDOLPH PLACE	1
MAIN ST SOCIAL DISTRICT	1
CRUMP RD/WESTINGHOUSE	1
WESTINGHOUSE @ CRUMP	1
S. BLVD/CAROLINA PAVILION	1
WILLOW RIDGE RD	1
SAM MEEKS RD	1
OAKLEY AVE	1
TREVIA WOODS	1
OLD PARK DR	1
DOWNS CIR	1
PAPAS HOUSE BEER AND WINE ON MAIN ST	1
DOVER ST	1
MILLER RD	1
<b>Grand Total</b>	<b>289</b>

## **October Co-Responder Activity**

### **October 2025**

#### **35 Clients**

9 Adult Mental Health  
4 Adult Mental Health/Crisis  
2 Adult Mental Health/Homelessness  
3 Adult Mental Health/ Substance Use  
2 Substance Use  
6 Family Conflict  
5 Homelessness  
3 Child Mental Health  
1 Unknown

#### **19 Initial Contacts**

15 from calls for service  
2 from outreach  
2 from referrals

#### **Of those 19 initial contacts:**

6 were diverted from the hospital  
7 were diverted from Jail  
0 arrested  
4 were transported to the hospital by medic  
1 refused services  
1 unable to make contact

#### **61 Follow-Up Contacts**



## **October Community Engagement**

- 10/2 Chamber of Commerce Golf tournament
- 10/3 National Night Out
- 10/4 Touch a Truck
- 10/11 Potato Drop Pineville Neighbors
- 10/16 Fall Festival
- 10/17 Fall Festival
- 10/18 Fall Festival
- 10/18 Habitat for Humanity Build
- 10/22 Town Safety Meeting
- 10/23 Youth Citizens Academy
- 10/24 Trunk or Treat for Town
- 10/24 Trunk or Treat Subaru
- 10/25 Trunk or Treat Grace Life
- 10/26 Trunk or Treat Harrison United Methodist
- 10/29 Homeless Taskforce Meeting
- 10/30 Youth Citizens Academy