



PINEVILLE POLICE DEPARTMENT

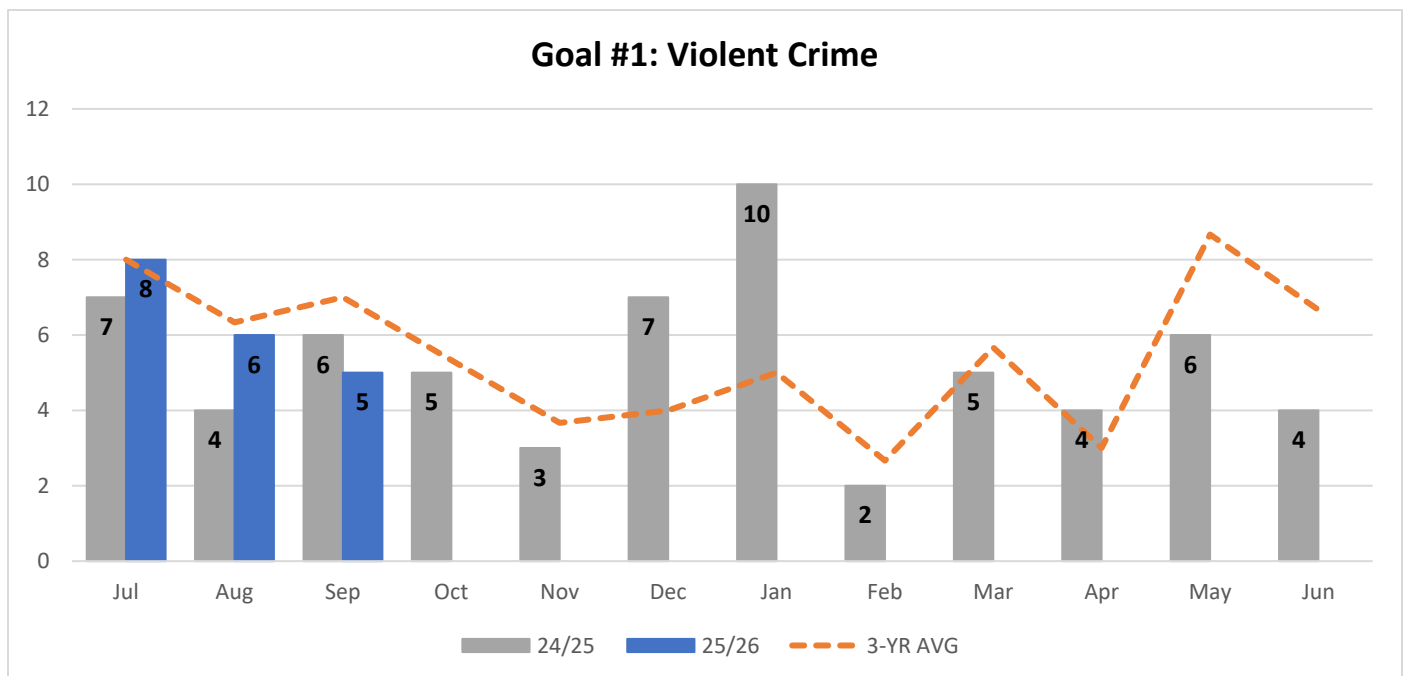
MONTHLY REPORT

September 2025

Crime Goals

Below is the evaluation of the police department's crime goals. Goals are measured for 12 months based on the fiscal year. For the year of July 2025 – June 2026, the goal is to reduce violent crime and reduce all crime by 5%.

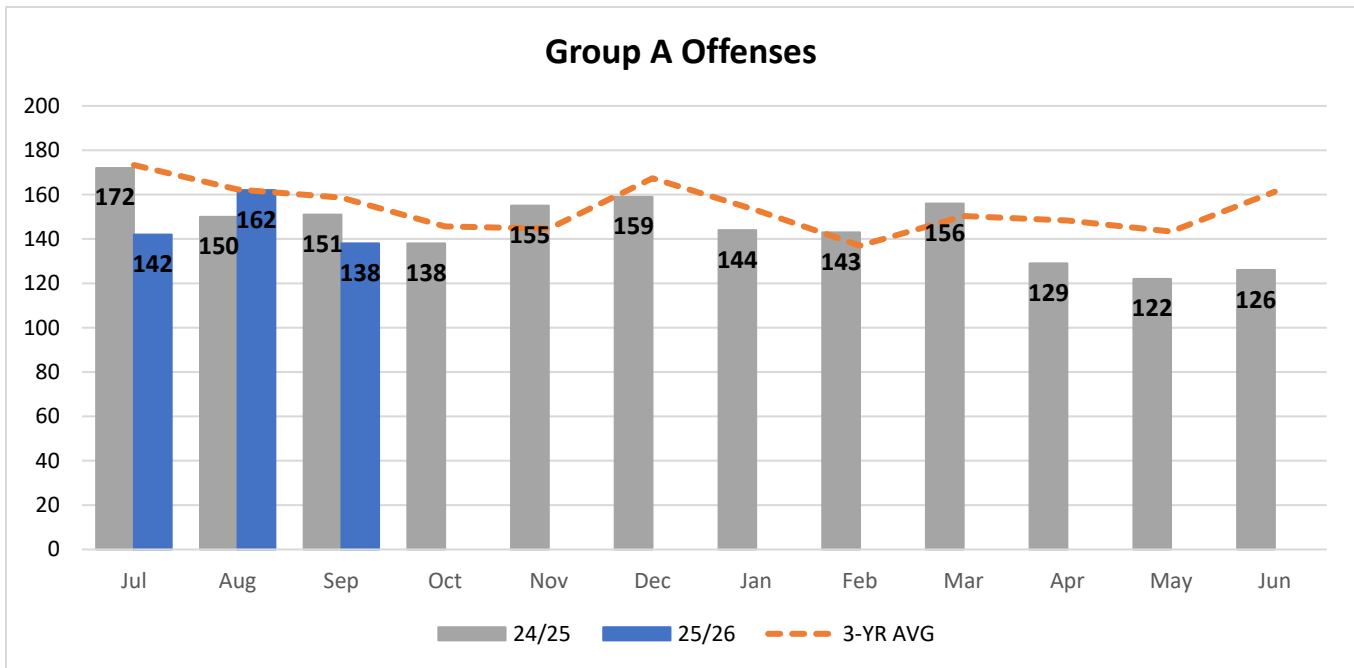
Goal #1: Violent Crime



Comparison to Jul '24 to Sep '24: **+2**

Comparison to Jul to Aug 3-Year Average: **-10%**

Group A Crime (All Crime)



* data is subject to change; unfounded removed

Comparison to Jul '24 to Sep '24: **-7%**

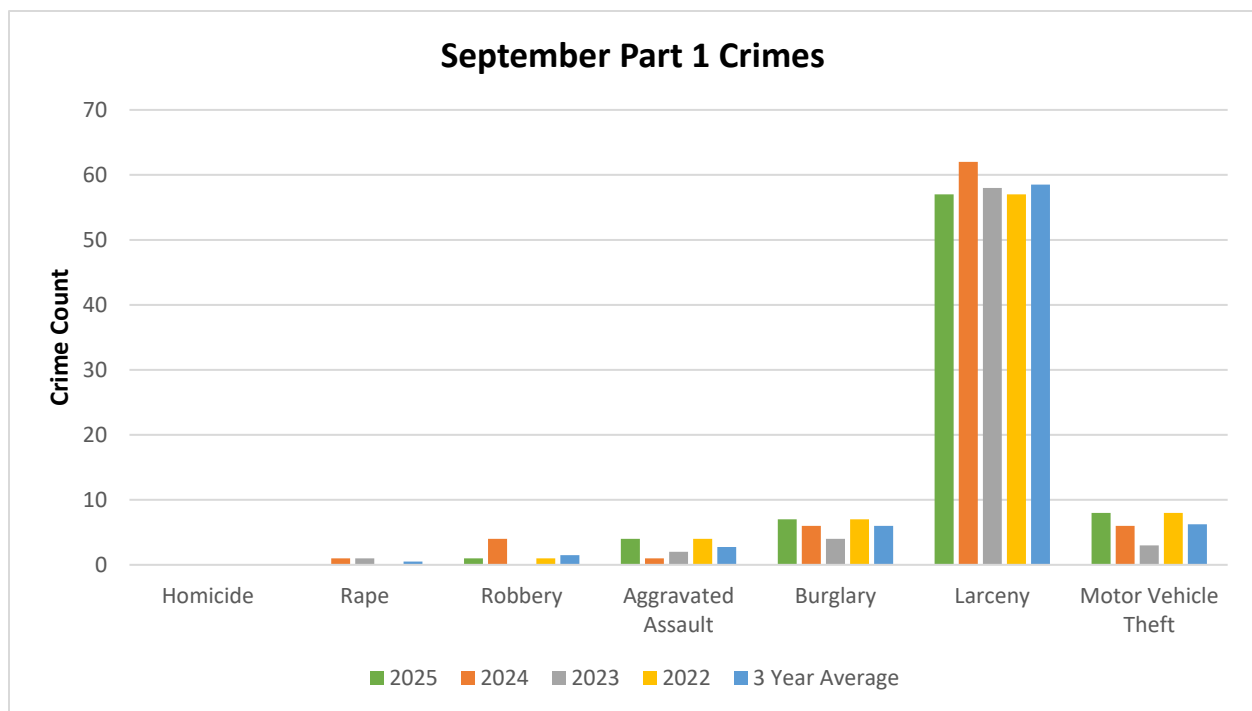
Comparison to Jul to Sep 3 Year Avg: **-11%**

Monthly Crime Statistics

Below is a table and bar graph of the counts for Part 1 Crimes in September. For comparison, the same is shown for the past 3 years. The average of the 3 years was calculated.

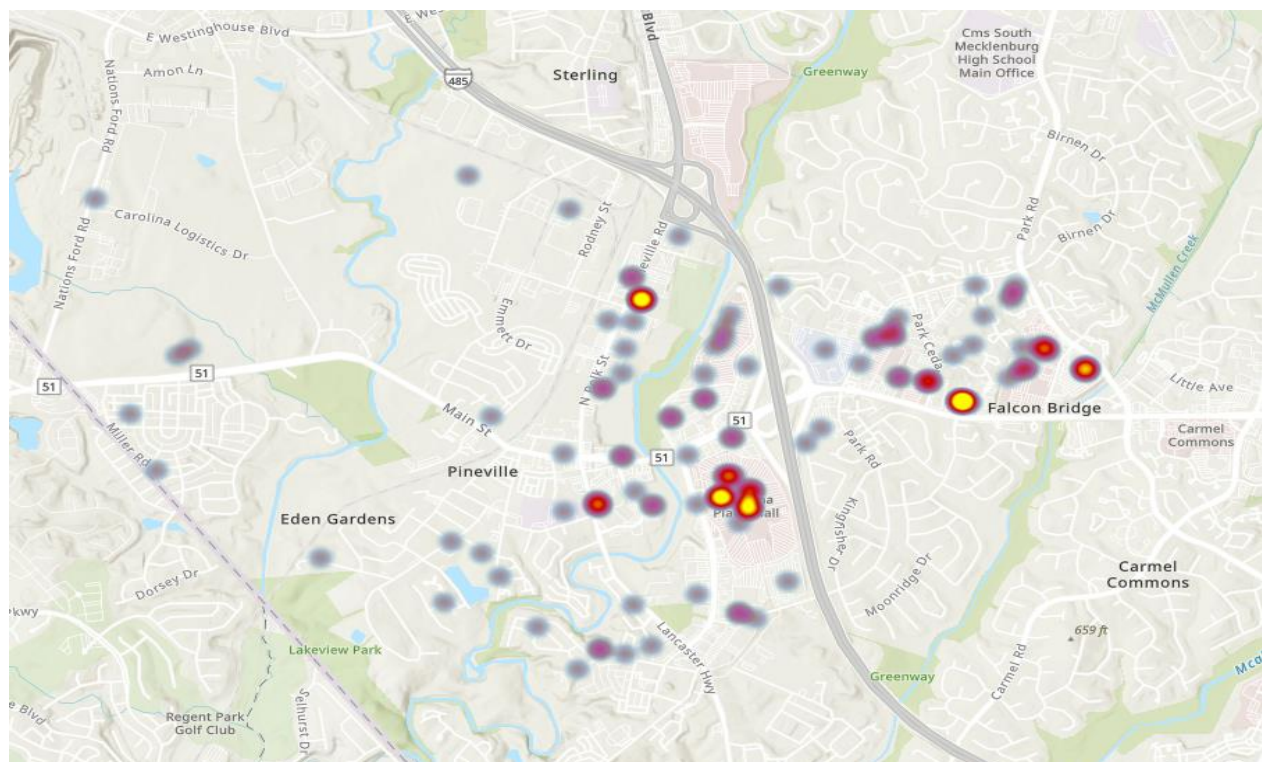
September Crime Stats						
Part 1 Offenses						
	2025	2024	2023	2022	3 Year Average	ETJ
Homicide	0	0	0	0	0	0
Rape	0	1	1	0	1	0
Robbery	1	4	0	1	2	0
Aggravated Assault	4	1	2	4	3	0
Burglary	7	6	4	7	6	0
Larceny	57	62	58	57	59	0
Motor Vehicle Theft	8	6	3	8	6	0

* ETJ statistics included in total number of offenses



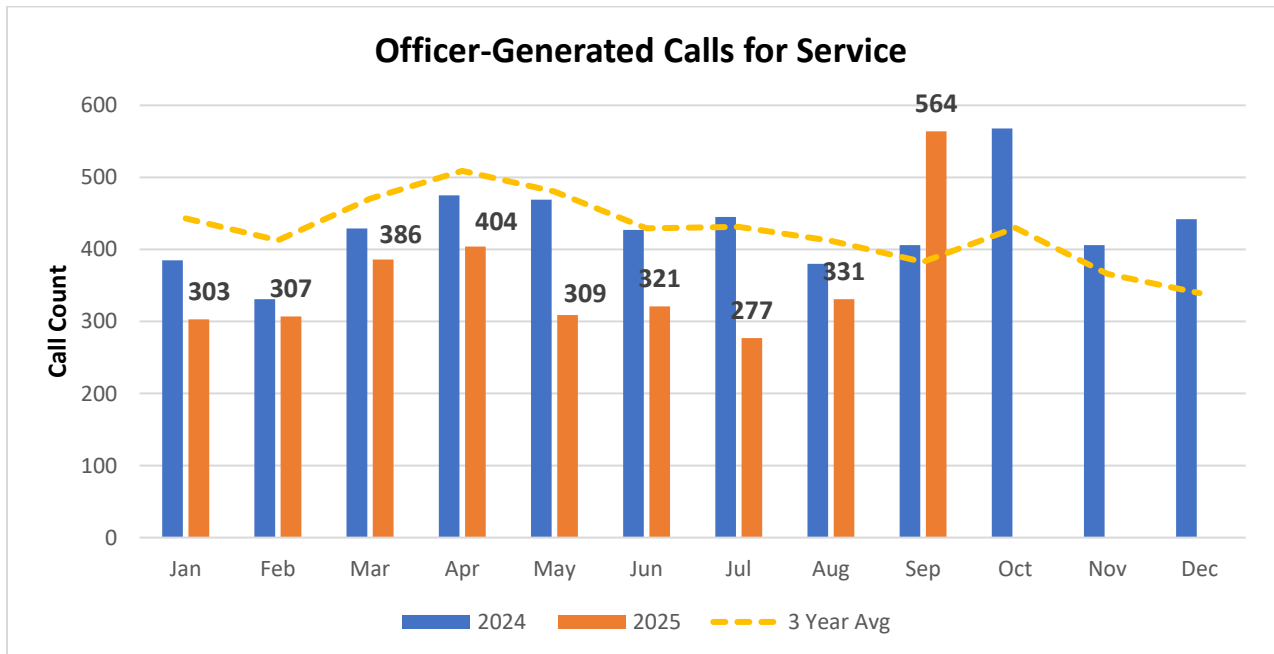
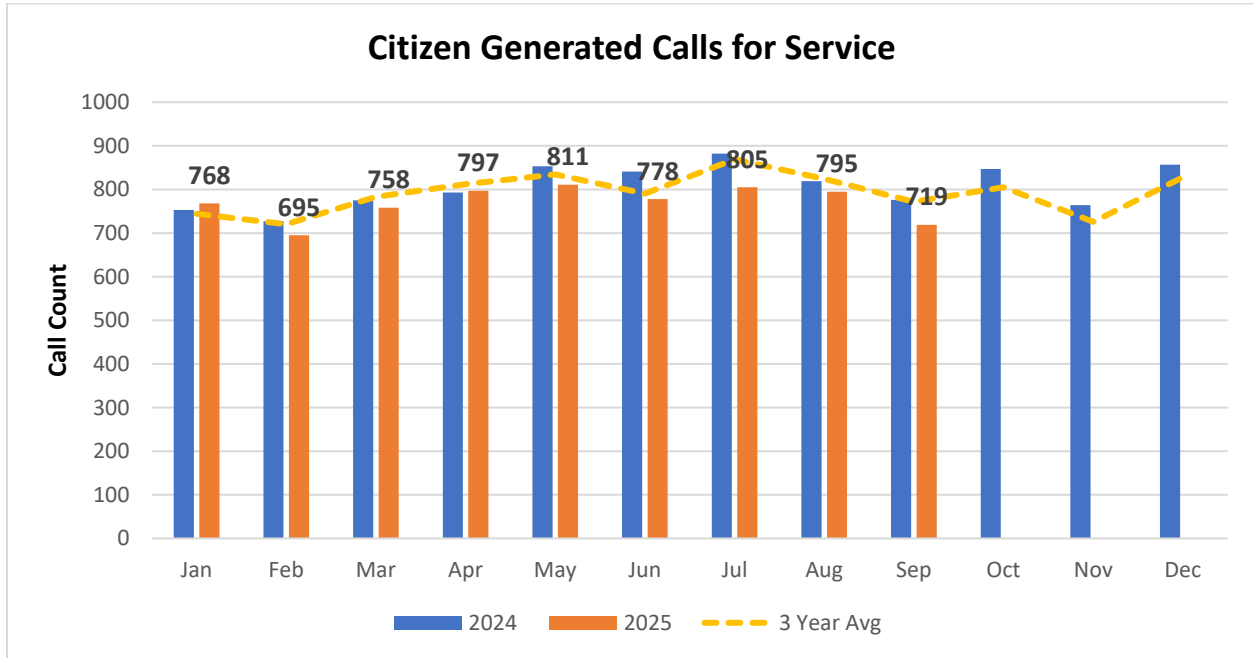
Top Crimes Mapped

Property crime makes up the majority of our crime. Specifically, these crimes are shoplifting, theft from motor vehicle, all other larceny, burglary and motor vehicle theft. The heat map below shows these crimes mapped and their hot spots. Hot spots include Carolina Place Mall, Public Storage (Pineville Rd), Lowe's and Family Dollar.

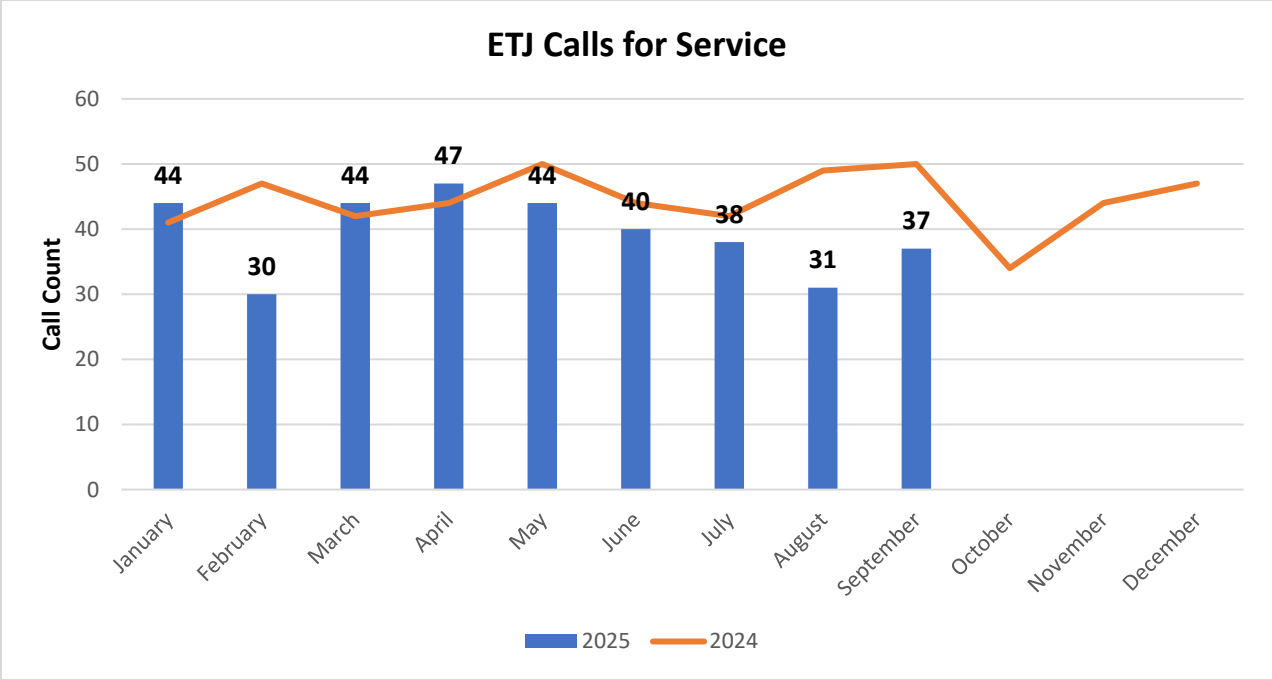


Calls for Service

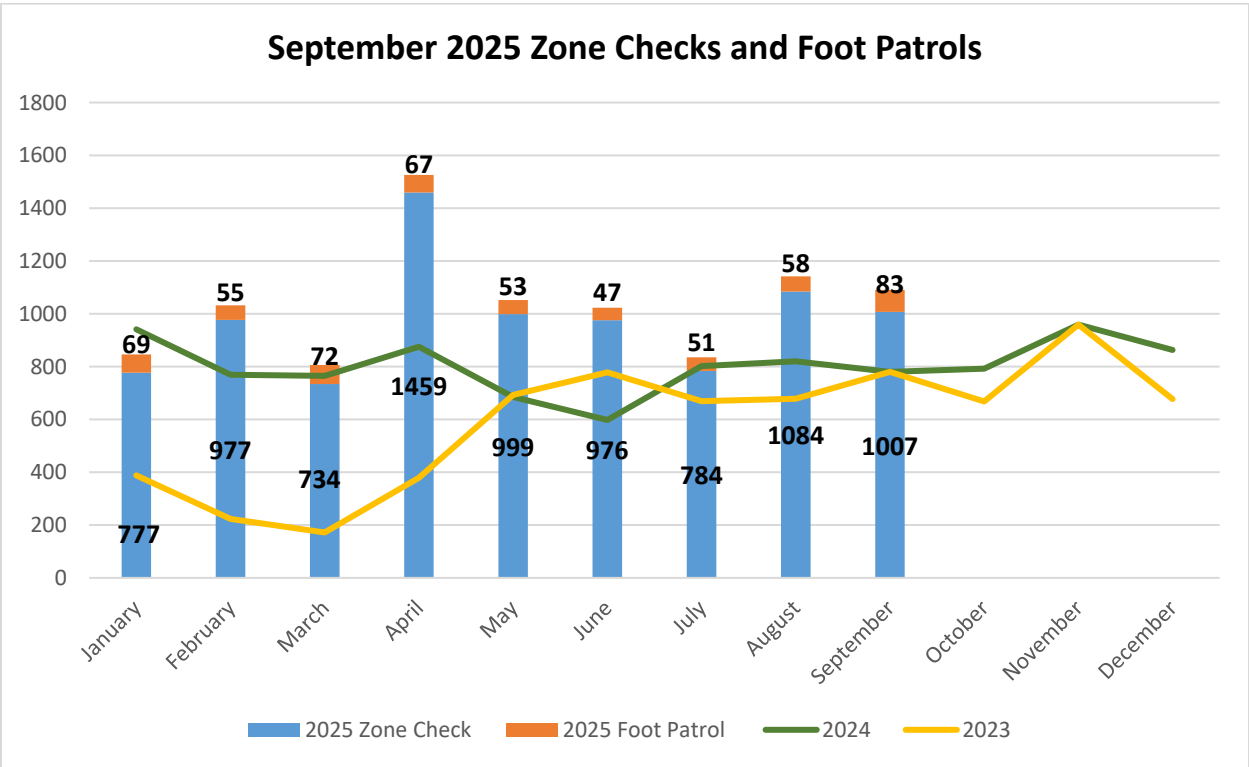
The graphs below display the number of calls for service in comparison to previous months, year, and 3-year average. The first graph is citizen-generated calls. The second graph is officer-generated calls. The final graph is the ETJ.



*zone checks and foot patrols removed



Zone Checks and Foot Patrols



September Traffic Enforcement

Traffic Enforcement Type and Dispositions

Enforcement	Count
Traffic	345
Citation Issued	106
Warning	223
Report Taken	7

*Officer Generated Stops

Locations of Traffic Enforcement

Street	Count
PINEVILLE-MATTHEWS RD	109
MAIN ST	41
CAROLINA PLACE PKY	31
POLK ST	26
PARK RD	26
LEE ST	9
ROCK HILL-PINEVILLE RD	7
LANCASTER HWY	6
LEITNER DR	5
Towne Centre BLVD	5
MCMULLEN CREEK PKY	5
CRANFORD DR	5
INDUSTRIAL DR	5
CENTRUM PKY	4
PINEVILLE RD	4
JOHNSTON RD	4
DOWNS CIR	3
FRANKLIN ST	3
JACK HUGHES LN	3
COMMERCE DR	3
MCCULLOUGH CLUB DR	3
CADILLAC ST	3
NOT LISTED	2
I-485 INNER HWY	2
LOWRY ST	2

ROCK HILL-PINEVILLE RD @ IVEYBROOK LN	1
WILLOW RIDGE RD	1
s. blvd @ 485 bridge	1
CANNAMELA DR/CRANFORD DR	1
LAKEVIEW DR	1
485 RAMP INNER	1
S BLVD @ LONGLEAF DR	1
DOWNS RD/51	1
CAROLINA LOGISTICS DR @ GRANGER	1
JOHNSTON RD/CORPORATE CENTER DR	1
485 INNER EXIT RAMP	1
51/ BLUE HERON	1
REID LN	1
BACKSIDE TRIDENT SMILE ON ROCK HILL PINEVILLE	1
WINDY PINES WAY	1
BLUE HERON & CASTLE PINE	1
MATTHEWS-MINT HILL RD	1
S BLVD @ 485	1
EXTENDED STAY AMERICA	1
s blvd near carolina pavillion	1
CHURCH ST	1
SABAL POINT DR	1
MUSKERRY DR	1
WESTINGHOUSE BLVD	1
OAKLEY AVE	1
WILSON GROVE RD	1
PAPAS HOUSE PVA	1
51 PAST MCMULLEN TOWARD JOHNSTON	1
51 IN FRONT OF KPOT	1
Grand Total	345

September Co-Responder Activity

28 Clients

- 14 Adult Mental Health
- 1 Adult Mental Health/Homelessness
- 1 Adult Mental Health/ Substance Use
- 2 Substance Use/Family Conflict
- 2 Family Conflict
- 4 Homelessness
- 4 Child Mental Health

22 Initial Contacts

- 14 from calls for service
- 1 from outreach
- 7 from referrals

Of those 22 initial contacts:

- 12 were diverted from the hospital
- 4 were diverted from Jail
- 1 arrested
- 4 were hospitalized
- 1 refused services

52 Follow-Up Contacts

September Community Engagement

- 9/2 Pineville Neighbors Place Events Committee Meeting
- 9/9 Car seat installation
- 9/10 Chamber of Commerce Meeting
- 9/11 Mental Health Speaks event at Pineville Church
- 9/11 Fall Fest meeting
- 9/15 Meeting with Harrison United Methodist
- 9/16 CPTED for Pineville Neighbors Place
- 9/17 Radiation test for Control Southeast
- 9/17 Drug box drop
- 9/17 Car seat install
- 9/18 Website review
- 9/18 Walkabout Ascent
- 9/19 Bingo at the Laurels
- 9/22 Meeting with QCD
- 9/23 Walkabout Pineville Forest
- 9/24 Grant online class
- 9/24 Radiation test Control Southeast
- 9/25 Presentation to Seniors at Belle
- 9/25 PNP Bingo at Middle James
- 9/25 Lunch with Hotels for crime stats
- 9/25 Fall Fest Meeting
- 9/26 Meeting for School bike event
- 9/26 Homeless Taskforce meeting
- 9/26 Bingo at the Haven
- 9/30 Meeting with Center Shot at Pineville Church

