

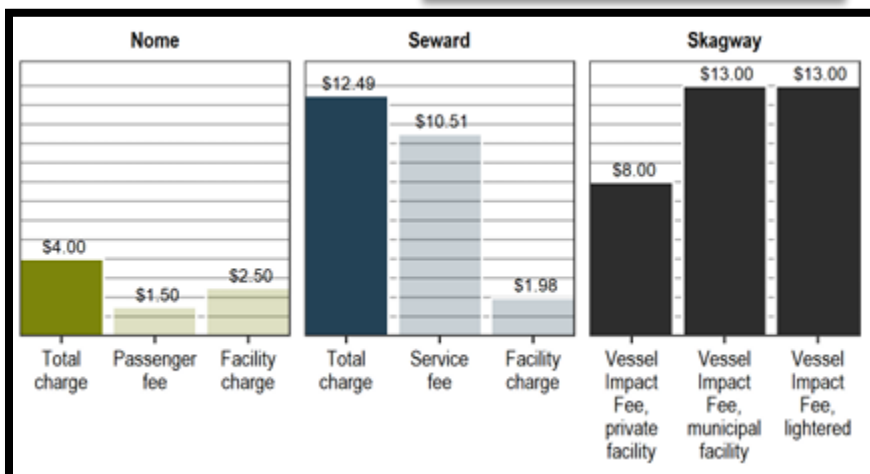
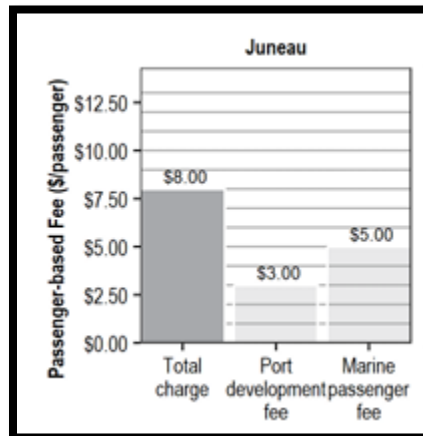
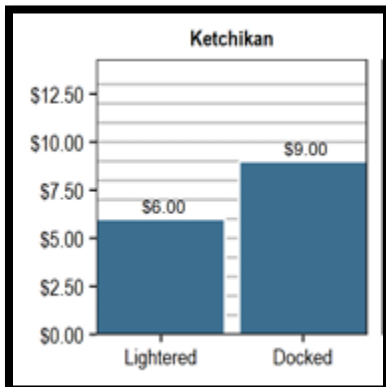
Marine Passenger Fee Breakdown:

Current: \$5 per person with an average Cruise ship passengers annually approx.. 10,000 ppl

After reading the Cruise Ship Rate Study (available upon request) and the PEDC Visitor Plan: I think the sweet spot is between \$8-\$10 pp

Proposed: \$8

- **\$5 = Approx \$50,000**; goes to Marine Passenger Fee Fund
 - o “Projects and services that benefit the marine vessels”
 - general maintenance of harbor
 - bathroom maintenance and additional ones
 - Aid with PVFD
 - Can be used to help install a Marine Pump-out Station
 - Signage
 - More
- **\$3 = Approx \$30,000**; This will be used to put back into harbor enterprise fund
 - o Directly influences harbor infrastructure and docking in Petersburg



2019 [2024 SEASON]

Port Calls: 146 [105]

Passengers: 10,000 [9,365]

of Days with a Port Call: 79

Ships/Day: 1-4

Average passengers/day: 130

Most passengers in a single day: 450